




INDUSTRIA DE CRISTAL TEMPLADO, SA DE CV



| CL | TX | IZQ FOR | PRIV | CLAVE | EQUIVALENCIA | Ø | PARTE | ACCESORIOS | MODELO | TIPO | MEDIDAS |
|----|----|---------|------|-------|--------------|---|-------|------------|--------|------|---------|
|----|----|---------|------|-------|--------------|---|-------|------------|--------|------|---------|

**350Z 04-08 CONVERTIBLE 2 PUERTAS**

|         |       |   |   |          |  |   |            |             |       |                    |           |
|---------|-------|---|---|----------|--|---|------------|-------------|-------|--------------------|-----------|
| COTIZAR |       |   |   | FW-02348 |  | 0 | PARABRISA  | 350Z        | 04-08 | CONV/COUPE 2 PTAS  | 30.4X60.6 |
| -       | 7,500 | - | - | FD-22138 |  | 2 | PUERTA DER | 350Z, SOLAR | 04-08 | CONVERTIBLE 2 PTAS | 22.0X36.3 |
| -       | 7,500 | - | - | FD-22139 |  | 2 | PUERTA IZQ | 350Z, SOLAR | 04-08 | CONVERTIBLE 2 PTAS | 22.0X36.3 |

**350Z 03-08 COUPE 2 PUERTAS**

|         |       |   |   |          |  |   |            |                              |       |                   |           |
|---------|-------|---|---|----------|--|---|------------|------------------------------|-------|-------------------|-----------|
| COTIZAR |       |   |   | FW-02348 |  | 0 | PARABRISA  | 350Z                         | 03-08 | COUPE/CONV 2 PTAS | 30.4X60.6 |
| -       | 7,800 | - | - | FD-21799 |  | 2 | PUERTA DER | 350Z, SOLAR                  | 03-08 | COUPE 2 PTAS      | 21.0X34.0 |
| -       | 7,800 | - | - | FD-21800 |  | 2 | PUERTA IZQ | 350Z, SOLAR                  | 03-08 | COUPE 2 PTAS      | 21.0X34.0 |
| -       | 7,500 | - | - | FQ-21801 |  | 0 | CUARTO DER | 350Z, ENCAPSULADO, SOLAR     | 03-08 | COUPE 2 PTAS      | 10.0X15.0 |
| -       | 7,500 | - | - | FQ-21802 |  | 0 | CUARTO IZQ | 350Z, ENCAPSULADO, SOLAR     | 03-08 | COUPE 2 PTAS      | 10.0X15.0 |
| COTIZAR |       |   |   | FB-21803 |  | 1 | MEDALLON   | 350Z, ANTENA, DEFROSTER, SOL | 03-08 | COUPE 2 PTAS      | 33.5X42.3 |

**350Z 10-16 CONVERTIBLE 2 PUERTAS**

|         |       |   |   |          |  |   |            |                           |       |                    |     |
|---------|-------|---|---|----------|--|---|------------|---------------------------|-------|--------------------|-----|
| COTIZAR |       |   |   | FW-03227 |  | 0 | PARABRISA  | 350Z, SOLAR, TERCER VISOR | 10-16 | CONVERTIBLE 2 PTAS | S/M |
| -       | 8,000 | - | - | FD-24611 |  | 0 | PUERTA DER | 350Z, SOLAR               | 10-16 | CONVERTIBLE 2 PTAS | S/M |
| -       | 8,000 | - | - | FD-24612 |  | 0 | PUERTA IZQ | 350Z, SOLAR               | 10-16 | CONVERTIBLE 2 PTAS | S/M |

**370Z 09-16 COUPE 2 PUERTAS**

|         |       |   |   |          |  |   |            |                              |       |              |           |
|---------|-------|---|---|----------|--|---|------------|------------------------------|-------|--------------|-----------|
| COTIZAR |       |   |   | FW-03041 |  | 0 | PARABRISA  | 350Z, SOLAR                  | 09-16 | COUPE 2 PTAS | 31.0X58.0 |
| -       | 8,000 | - | - | FD-24140 |  | 0 | PUERTA DER | 350Z, SOLAR                  | 09-16 | COUPE 2 PTAS | 15.0X33.0 |
| -       | 8,000 | - | - | FD-24141 |  | 0 | PUERTA IZQ | 350Z, SOLAR                  | 09-16 | COUPE 2 PTAS | 15.0X33.0 |
| -       | 7,800 | - | - | FQ-24142 |  | 0 | CUARTO DER | 350Z, ENCAPSULADO, SOLAR     | 09-16 | COUPE 2 PTAS | 9.0X10.0  |
| -       | 7,800 | - | - | FQ-24143 |  | 0 | CUARTO IZQ | 350Z, ENCAPSULADO, SOLAR     | 09-16 | COUPE 2 PTAS | 9.0X10.0  |
| COTIZAR |       |   |   | FB-24144 |  | 0 | MEDALLON   | 350Z, ANTENA, DEFROSTER, SOL | 09-16 | COUPE 2 PTAS | 34.0X44.0 |

**ALMERA 00-06 HATCHBACK 2 PUERTAS (SOLO EN MEXICO)**

|         |       |       |       |          |  |   |            |               |       |                     |           |
|---------|-------|-------|-------|----------|--|---|------------|---------------|-------|---------------------|-----------|
| COTIZAR |       |       |       | FW-02297 |  | 0 | PARABRISA  | ALMERA, SOLAR | 00-06 | HATCHBACK 2-4 PTAS. | S/M       |
| -       | 2,800 | 2,800 | 5,000 | FD-21594 |  | 0 | PUERTA DER | ALMERA, SOLAR | 00-06 | HATCHBACK 2 PTAS.   | 40.3X21.8 |
| -       | 2,800 | 2,800 | 5,000 | FD-21595 |  | 0 | PUERTA IZQ | ALMERA, SOLAR | 00-06 | HATCHBACK 2 PTAS.   | 40.3X21.8 |
| -       | 2,700 | -     | -     | FQ-21596 |  | 0 | CUARTO DER | ALMERA, SOLAR | 00-06 | HATCHBACK 2 PTAS.   | 33.1X17.3 |
| -       | 2,700 | -     | -     | FQ-21597 |  | 0 | CUARTO IZQ | ALMERA, SOLAR | 00-06 | HATCHBACK 2 PTAS.   | 33.1X17.3 |
| COTIZAR |       |       |       | FB-21604 |  | 0 | MEDALLON   | ALMERA, SOLAR | 00-06 | HATCHBACK 2-4 PTAS. | S/M       |



INDUSTRIA DE CRISTAL TEMPLADO, SA DE CV



| CL | TX | IZQ FOR | PRIV | CLAVE | EQUIVALENCIA | Ø | PARTE | ACCESORIOS | MODELO | TIPO | MEDIDAS |
|----|----|---------|------|-------|--------------|---|-------|------------|--------|------|---------|
|----|----|---------|------|-------|--------------|---|-------|------------|--------|------|---------|

**ALMERA 00-06 HATCHBACK 4 PUERTAS (SOLO EN MEXICO)**

| COTIZAR |       |   |   | FW-02297 |  | 0 | PARABRISA    | ALMERA, SOLAR | 00-06 | HATCHBACK 4-2 PTAS. | S/M       |
|---------|-------|---|---|----------|--|---|--------------|---------------|-------|---------------------|-----------|
| 2,400   | 2,600 | - | - | FD-21598 |  | 0 | PUERTA D DER | ALMERA, SOLAR | 00-06 | HATCHBACK 4 PTAS.   | 34.8X22.0 |
| 2,400   | 2,600 | - | - | FD-21599 |  | 0 | PUERTA D IZQ | ALMERA, SOLAR | 00-06 | HATCHBACK 4 PTAS.   | 34.8X22.0 |
| 2,300   | 2,500 | - | - | FD-21600 |  | 0 | PUERTA T DER | ALMERA, SOLAR | 00-06 | HATCHBACK 4 PTAS.   | 23.7X20.5 |
| 2,300   | 2,500 | - | - | FD-21601 |  | 0 | PUERTA T IZQ | ALMERA, SOLAR | 00-06 | HATCHBACK 4 PTAS.   | 23.7X20.5 |
| 1,400   | 1,600 | - | - | FV-21602 |  | 0 | ALETA T DER  | ALMERA, SOLAR | 00-06 | HATCHBACK 4 PTAS.   | 14.6X13.3 |
| 1,400   | 1,600 | - | - | FV-21603 |  | 0 | ALETA T IZQ  | ALMERA, SOLAR | 00-06 | HATCHBACK 4 PTAS.   | 14.6X13.3 |
| COTIZAR |       |   |   | FB-21604 |  | 0 | MEDALLON     | ALMERA, SOLAR | 00-06 | HATCHBACK 4-2 PTAS. | S/M       |

**ALTIMA 93-97 SEDAN 4 PUERTAS**

| COTIZAR |       |   |   | FW-00738 |  | 0 | PARABRISA    | ALTIMA                    | 93-95 | SEDAN 4 PTAS. | 34.0X60.0 |
|---------|-------|---|---|----------|--|---|--------------|---------------------------|-------|---------------|-----------|
| COTIZAR |       |   |   | FW-00727 |  | 0 | PARABRISA    | ALTIMA, CHUD              | 93-95 | SEDAN 4 PTAS. | 34.0X60.0 |
| COTIZAR |       |   |   | FW-02015 |  | 0 | PARABRISA    | ALTIMA, SOPORTE           | 96-97 | SEDAN 4 PTAS. | 34.0X60.0 |
| 2,400   | 2,600 | - | - | FD-04788 |  | 0 | PUERTA D DER | ALTIMA                    | 93-97 | SEDAN 4 PTAS. | 21.0X32.0 |
| 2,400   | 2,600 | - | - | FD-04789 |  | 0 | PUERTA D IZQ | ALTIMA                    | 93-97 | SEDAN 4 PTAS. | 21.0X32.0 |
| 2,300   | 2,500 | - | - | FD-04790 |  | 0 | PUERTA T DER | ALTIMA                    | 93-97 | SEDAN 4 PTAS. | 21.0X22.8 |
| 2,300   | 2,500 | - | - | FD-04791 |  | 0 | PUERTA T IZQ | ALTIMA                    | 93-97 | SEDAN 4 PTAS. | 21.0X22.8 |
| 1,400   | 1,600 | - | - | FV-04792 |  | 0 | ALETA T DER  | ALTIMA                    | 93-97 | SEDAN 4 PTAS. | 7.5X13.07 |
| 1,400   | 1,600 | - | - | FV-04793 |  | 0 | ALETA T IZQ  | ALTIMA                    | 93-97 | SEDAN 4 PTAS. | 7.5X13.07 |
| COTIZAR |       |   |   | FB-04794 |  | 0 | MEDALLON     | ALTIMA, DEFROSTER         | 93-97 | SEDAN 4 PTAS. | 30.5X54.0 |
| COTIZAR |       |   |   | FB-04795 |  | 0 | MEDALLON     | ALTIMA, ANTENA, DEFROSTER | 93-97 | SEDAN 4 PTAS. | 30.5X54.0 |

**ALTIMA 98-01 SEDAN 4 PUERTAS**

| COTIZAR |       |   |   | FW-02260 |  | 0 | PARABRISA    | ALTIMA            | 1     | SEDAN 4 PTAS. | 36.5X55.3 |
|---------|-------|---|---|----------|--|---|--------------|-------------------|-------|---------------|-----------|
| COTIZAR |       |   |   | FW-02060 |  | 0 | PARABRISA    | ALTIMA            | 98-00 | SEDAN 4 PTAS. | 36.5X55.3 |
| 2,600   | 2,800 | - | - | FD-21083 |  | 0 | PUERTA D DER | ALTIMA            | 00-01 | SEDAN 4 PTAS. | 19.0X33.0 |
| 2,600   | 2,800 | - | - | FD-21084 |  | 0 | PUERTA D IZQ | ALTIMA            | 00-01 | SEDAN 4 PTAS. | 19.0X33.0 |
| 2,600   | 2,800 | - | - | FD-20306 |  | 0 | PUERTA D DER | ALTIMA            | 98-99 | SEDAN 4 PTAS. | 21.0X36.5 |
| 2,600   | 2,800 | - | - | FD-20307 |  | 0 | PUERTA D IZQ | ALTIMA            | 98-99 | SEDAN 4 PTAS. | 21.0X36.5 |
| 2,500   | 2,700 | - | - | FD-20308 |  | 0 | PUERTA T DER | ALTIMA            | 98-01 | SEDAN 4 PTAS. | 22.5X25.5 |
| 2,500   | 2,700 | - | - | FD-20309 |  | 0 | PUERTA T IZQ | ALTIMA            | 98-01 | SEDAN 4 PTAS. | 22.5X25.5 |
| 1,400   | 1,600 | - | - | FV-20310 |  | 0 | ALETA T DER  | ALTIMA            | 98-01 | SEDAN 4 PTAS. | 11.5X15.0 |
| 1,400   | 1,600 | - | - | FV-20311 |  | 0 | ALETA T IZQ  | ALTIMA            | 98-01 | SEDAN 4 PTAS. | 11.5X15.0 |
| COTIZAR |       |   |   | FR-20314 |  | 0 | TECHO        | ALTIMA            | 98-01 | SEDAN 4 PTAS. |           |
| COTIZAR |       |   |   | FB-20312 |  | 0 | MEDALLON     | ALTIMA, DEFROSTER | 98-99 | SEDAN 4 PTAS. | 30.0X54.0 |




INDUSTRIA DE CRISTAL TEMPLADO, SA DE CV



| CL                                  | TX      | IZQ FOR | PRIV | CLAVE    | EQUIVALENCIA | Ø | PARTE    | ACCESORIOS                | MODELO | TIPO          | MEDIDAS   |
|-------------------------------------|---------|---------|------|----------|--------------|---|----------|---------------------------|--------|---------------|-----------|
| <b>ALTIMA 98-01 SEDAN 4 PUERTAS</b> |         |         |      |          |              |   |          |                           |        |               |           |
|                                     | COTIZAR |         |      | FB-20313 |              | 0 | MEDALLON | ALTIMA, ANTENA, DEFROSTER | 98-01  | SEDAN 4 PTAS. | 31.0X51.5 |



INDUSTRIA DE CRISTAL TEMPLADO, SA DE CV



| CL | TX | IZQ FOR | PRIV | CLAVE | EQUIVALENCIA | Ø | PARTE | ACCESORIOS | MODELO | TIPO | MEDIDAS |
|----|----|---------|------|-------|--------------|---|-------|------------|--------|------|---------|
|----|----|---------|------|-------|--------------|---|-------|------------|--------|------|---------|

**ALTIMA 03-06 SEDAN 4 PUERTAS**

|         |       |   |   |          |  |   |              |                          |       |               |           |
|---------|-------|---|---|----------|--|---|--------------|--------------------------|-------|---------------|-----------|
| COTIZAR |       |   |   | FW-02281 |  | 0 | PARABRISA    | ALTIMA, SOLAR            | 03-06 | SEDAN 4 PTAS. | 38.0X58.3 |
| -       | 3,000 | - | - | FD-21488 |  | 0 | PUERTA D DER | ALTIMA, SOLAR            | 03-06 | SEDAN 4 PTAS. | 19.0X35.3 |
| -       | 3,000 | - | - | FD-21489 |  | 0 | PUERTA D IZQ | ALTIMA, SOLAR            | 03-06 | SEDAN 4 PTAS. | 19.0X35.3 |
| -       | 2,900 | - | - | FD-21490 |  | 0 | PUERTA T DER | ALTIMA, SOLAR            | 03-06 | SEDAN 4 PTAS. | 19.0X31.5 |
| -       | 2,900 | - | - | FD-21491 |  | 0 | PUERTA T IZQ | ALTIMA, SOLAR            | 03-06 | SEDAN 4 PTAS. | 19.0X31.5 |
| -       | 1,600 | - | - | FV-21492 |  | 0 | ALETA T DER  | ALTIMA, SOLAR            | 03-06 | SEDAN 4 PTAS. | 7.5X11.0  |
| -       | 1,600 | - | - | FV-21493 |  | 0 | ALETA T IZQ  | ALTIMA, SOLAR            | 03-06 | SEDAN 4 PTAS. | 7.5X11.0  |
| COTIZAR |       |   |   | FB-21494 |  | 0 | MEDALLON     | ALTIMA, ANTENA, DEF, SOL | 03-06 | SEDAN 4 PTAS. | 31.0X49.8 |

**ALTIMA 07-12 SEDAN 4 PUERTAS**


|         |       |   |   |          |  |   |              |                               |       |               |           |
|---------|-------|---|---|----------|--|---|--------------|-------------------------------|-------|---------------|-----------|
| COTIZAR |       |   |   | FW-02734 |  | 0 | PARABRISA    | ALTIMA, SOLAR, TERCER VISOR   | 07-12 | SEDAN 4 PTAS. | 38.5X57.0 |
| -       | 3,200 | - | - | FD-23387 |  | 0 | PUERTA D DER | ALTIMA, SOLAR                 | 07-12 | SEDAN 4 PTAS. | 22.0X39.8 |
| -       | 3,200 | - | - | FD-23388 |  | 0 | PUERTA D IZQ | ALTIMA, SOLAR                 | 07-12 | SEDAN 4 PTAS. | 22.0X39.8 |
| -       | 3,100 | - | - | FD-23389 |  | 0 | PUERTA T DER | ALTIMA, SOLAR                 | 07-12 | SEDAN 4 PTAS. | 19.0X29.5 |
| -       | 3,100 | - | - | FD-23390 |  | 0 | PUERTA T IZQ | ALTIMA, SOLAR                 | 07-12 | SEDAN 4 PTAS. | 19.0X29.5 |
| -       | 1,800 | - | - | FV-23391 |  | 0 | ALETA T DER  | ALTIMA, SOLAR                 | 07-12 | SEDAN 4 PTAS. | 7.5X11.0  |
| -       | 1,800 | - | - | FV-23392 |  | 0 | ALETA T IZQ  | ALTIMA, SOLAR                 | 07-12 | SEDAN 4 PTAS. | 7.5X11.0  |
| COTIZAR |       |   |   | FB-23393 |  | 0 | MEDALLON     | ANT, DEF, DIV ANT, SOLAR      | 07-12 | SEDAN 4 PTAS. | 34.3X48.0 |
| COTIZAR |       |   |   | FB-23394 |  | 0 | MEDALLON     | ANT, DEF, BLUE ANT, DIVER ANT | 07-12 | SEDAN 4 PTAS. | 34.3X48.0 |
| COTIZAR |       |   |   | FB-24133 |  | 0 | MEDALLON     | ANT, DEF, SOL, DIVER ANT      | 07-12 | SEDAN 4 PTAS. | 34.3X48.0 |

**ALTIMA 13-16 SEDAN 4 PUERTAS**

|         |       |   |   |          |  |   |              |                           |       |               |           |
|---------|-------|---|---|----------|--|---|--------------|---------------------------|-------|---------------|-----------|
| COTIZAR |       |   |   | FW-03621 |  | 0 | PARABRISA    | SOLAR                     | 13-16 | SEDAN 4 PTAS. | 40.7X57.3 |
| -       | 3,400 | - | - | FD-25640 |  | 0 | PUERTA D DER | SOLAR                     | 13-16 | SEDAN 4 PTAS. | 23.0X38.5 |
| -       | 3,400 | - | - | FD-25641 |  | 0 | PUERTA D IZQ | SOLAR                     | 13-16 | SEDAN 4 PTAS. | 23.0X38.5 |
| -       | 3,300 | - | - | FD-25642 |  | 0 | PUERTA T DER | SOLAR                     | 13-16 | SEDAN 4 PTAS. | 18.1X30.7 |
| -       | 3,300 | - | - | FD-25643 |  | 0 | PUERTA T IZQ | SOLAR                     | 13-16 | SEDAN 4 PTAS. | 18.1X30.7 |
| -       | 2,500 | - | - | FQ-25691 |  | 0 | CUARTO T DER | ENCAPS, SOL, MOLD CROMADA | 13-16 | SEDAN 4 PTAS. | 12.0X12.0 |
| -       | 2,500 | - | - | FQ-25692 |  | 0 | CUARTO T IZQ | ENCAPS, SOL, MOLD CROMADA | 13-16 | SEDAN 4 PTAS. | 12.0X12.0 |
| COTIZAR |       |   |   | FB-25820 |  | 0 | MEDALLON     | DEFROSTER, SOLAR          | 13-16 | SEDAN 4 PTAS. | 33.5X47.3 |
| COTIZAR |       |   |   | FB-25646 |  | 0 | MEDALLON     | ANT, DEFROSTER, SOLAR     | 13-16 | SEDAN 4 PTAS. | 33.5X47.3 |



INDUSTRIA DE CRISTAL TEMPLADO, SA DE CV



| CL | TX | IZQ FOR | PRIV | CLAVE | EQUIVALENCIA | Ø | PARTE | ACCESORIOS | MODELO | TIPO | MEDIDAS |
|----|----|---------|------|-------|--------------|---|-------|------------|--------|------|---------|
|----|----|---------|------|-------|--------------|---|-------|------------|--------|------|---------|

**ALTIMA 08-15 COUPE 2 PUERTAS**

|         |       |   |   |          |  |   |            |                              |       |               |           |
|---------|-------|---|---|----------|--|---|------------|------------------------------|-------|---------------|-----------|
| COTIZAR |       |   |   | FW-02822 |  | 0 | PARABRISA  | ALTIMA, SOLAR, TERCER VISOR  | 08-15 | COUPE 2 PTAS. | 39.0X57.0 |
| -       | 3,400 | - | - | FD-23533 |  | 0 | PUERTA DER | ALTIMA, SOLAR                | 08-15 | COUPE 2 PTAS. | 20.0X46.0 |
| -       | 3,400 | - | - | FD-23534 |  | 0 | PUERTA IZQ | ALTIMA, SOLAR                | 08-15 | COUPE 2 PTAS. | 20.0X46.0 |
| -       | 3,300 | - | - | FQ-23535 |  | 0 | CUARTO DER | ALTIMA, ENCAPSULADO, SOLAR   | 08-15 | COUPE 2 PTAS. | 12.0X17.0 |
| -       | 3,300 | - | - | FQ-23536 |  | 0 | CUARTO IZQ | ALTIMA, ENCAPSULADO, SOLAR   | 08-15 | COUPE 2 PTAS. | 12.0X17.0 |
| COTIZAR |       |   |   | FB-23537 |  | 0 | MEDALLON   | ALTIMA, ANTENA, DEF, SOLAR   | 08-15 | COUPE 2 PTAS. | 32.5X50.0 |
| COTIZAR |       |   |   | FB-23538 |  | 0 | MEDALLON   | ANT, DEF, DIV. DE ANT, SOLAR | 08-15 | COUPE 2 PTAS. | 32.5X50.0 |

**APRIO 08-10 SEDAN 4 PUERTAS (SOLO EN MEXICO)**

|         |       |   |   |          |  |   |              |                     |       |               |           |
|---------|-------|---|---|----------|--|---|--------------|---------------------|-------|---------------|-----------|
| COTIZAR |       |   |   | FW-02962 |  | 0 | PARABRISA    | APRIO, TERCER VISOR | 08-10 | SEDAN 4 PTAS. | 32.3X57.0 |
| 2,600   | 2,800 | - | - | FD-23940 |  | 0 | PUERTA D DER | APRIO               | 08-10 | SEDAN 4 PTAS. | 21.0X31.5 |
| 2,600   | 2,800 | - | - | FD-23941 |  | 0 | PUERTA D IZQ | APRIO               | 08-10 | SEDAN 4 PTAS. | 21.0X31.5 |
| 2,400   | 2,600 | - | - | FD-23942 |  | 0 | PUERTA T DER | APRIO               | 08-10 | SEDAN 4 PTAS. | 20.0X29.5 |
| 2,400   | 2,600 | - | - | FD-23943 |  | 0 | PUERTA T IZQ | APRIO               | 08-10 | SEDAN 4 PTAS. | 20.0X29.5 |
| 6,300   | 6,500 | - | - | FB-23944 |  | 0 | MEDALLON     | APRIO, DEFROSTER    | 08-10 | SEDAN 4 PTAS. | 27.5X50.0 |

**ARMADA 05-15 UTILITY 4 PUERTAS**

(QX56 06-10 PICKUP TITAN 04-09)


|         |       |       |       |          |  |   |              |                             |       |                          |           |
|---------|-------|-------|-------|----------|--|---|--------------|-----------------------------|-------|--------------------------|-----------|
| COTIZAR |       |       |       | FW-02391 |  | 0 | PARABRISA    | ARMADA/PATHFINDER/TITANQX56 | 05-15 | UT-CREW 4/EXT CAB 2 PTAS | 34.8X63.9 |
| COTIZAR |       |       |       | FW-03833 |  | 0 | PARABRISA    | S/D                         | 05-15 | UT-CREW 4/EXT CAB 2 PTAS | 34.8X63.9 |
| COTIZAR |       |       |       | FW-02910 |  | 0 | PARABRISA    | RET. INTELIGENTE            | 05-14 | UT-CREW 4/EXT CAB 2 PTAS | 34.8X63.9 |
| -       | 3,200 | 3,200 | 5,500 | FD-21945 |  | 0 | PUERTA D DER | ARMADA/PATHFINDER/TITAN     | 05-15 | UT-CREW 4/EXT CAB 2 PTAS | 27.2X39.2 |
| -       | 3,200 | 3,200 | 5,500 | FD-21946 |  | 0 | PUERTA D IZQ | ARMADA/PATHFINDER/TITAN     | 05-15 | UT-CREW 4/EXT CAB 2 PTAS | 27.2X39.2 |
| -       | 3,100 | 3,100 | 5,500 | FD-22144 |  | 0 | PUERTA T DER | ARMADA/PATHFINDER, SOLAR    | 05-15 | UTILITY 4/EXT CAB 2 PTAS | 26.3X30.2 |
| -       | 3,100 | 3,100 | 5,500 | FD-22145 |  | 0 | PUERTA T IZQ | ARMADA/PATHFINDER, SOLAR    | 05-15 | UTILITY 4/EXT CAB 2 PTAS | 26.3X30.2 |
| -       | 2,000 | 2,000 | 3,600 | FV-22146 |  | 0 | ALETA T DER  | ARMADA/PATHFINDER, SOLAR    | 05-15 | UTILITY 4 PTAS.          | 8.6X20.4  |
| -       | 2,000 | 2,000 | 3,600 | FV-22147 |  | 0 | ALETA T IZQ  | ARMADA/PATHFINDER, SOLAR    | 05-15 | UTILITY 4 PTAS.          | 8.6X20.4  |
| -       | 3,500 | 3,500 | 6,300 | FQ-22148 |  | 0 | CUARTO T DER | ANTENA, MANUAL, SOLAR       | 05-15 | UTILITY 4 PTAS.          | 19.1X36.1 |
| -       | 3,500 | 3,500 | 6,300 | FQ-22149 |  | 0 | CUARTO T IZQ | ANTENA, MANUAL, SOLAR       | 05-15 | UTILITY 4 PTAS.          | 19.1X36.1 |
| -       | 3,500 | 3,500 | 6,300 | FQ-22150 |  | 0 | CUARTO T DER | ANTENA, ELECTRICO, SOLAR    | 05-15 | UTILITY 4 PTAS.          | 19.1X36.1 |
| -       | 3,500 | 3,500 | 6,300 | FQ-22151 |  | 0 | CUARTO T IZQ | ANTENA, ELECTRICO, SOLAR    | 05-15 | UTILITY 4 PTAS.          | 19.1X36.1 |
| COTIZAR |       |       |       | FB-22153 |  | 0 | MEDALLON     | DEFROSTER, SOLAR            | 05-15 | UTILITY 4 PTAS.          | 20.1X60.2 |

**CUBE 09-14 UTILITY 4 PUERTAS**

|         |  |  |  |          |  |   |           |                    |       |                 |           |
|---------|--|--|--|----------|--|---|-----------|--------------------|-------|-----------------|-----------|
| COTIZAR |  |  |  | FW-03103 |  | 0 | PARABRISA | CUBE, TERCER VISOR | 09-14 | UTILITY 4 PTAS. | 28.0X59.0 |
| COTIZAR |  |  |  | FW-03420 |  | 0 | PARABRISA | CUBE, SOLAR        | 09-14 | UTILITY 4 PTAS. | 28.0X59.0 |



INDUSTRIA DE CRISTAL TEMPLADO, SA DE CV



| CL | TX | IZQ FOR | PRIV | CLAVE | EQUIVALENCIA | Ø | PARTE | ACCESORIOS | MODELO | TIPO | MEDIDAS |
|----|----|---------|------|-------|--------------|---|-------|------------|--------|------|---------|
|----|----|---------|------|-------|--------------|---|-------|------------|--------|------|---------|

**CUBE 09-14 UTILITY 4 PUERTAS**

|         |       |   |   |          |  |   |              |                        |       |                 |           |
|---------|-------|---|---|----------|--|---|--------------|------------------------|-------|-----------------|-----------|
| -       | 3,500 | - | - | FD-24306 |  | 0 | PUERTA D DER | CUBE, SOLAR            | 09-14 | UTILITY 4 PTAS. | 20.0X33.0 |
| -       | 3,500 | - | - | FD-24307 |  | 0 | PUERTA D IZQ | CUBE, SOLAR            | 09-14 | UTILITY 4 PTAS. | 20.0X33.0 |
| -       | 3,400 | - | - | FD-24308 |  | 0 | PUERTA T DER | CUBE, SOLAR            | 09-14 | UTILITY 4 PTAS. | 19.0X20.0 |
| -       | 3,400 | - | - | FD-24309 |  | 0 | PUERTA T IZQ | CUBE, SOLAR            | 09-14 | UTILITY 4 PTAS. | 19.0X20.0 |
| -       | 2,500 | - | - | FV-24310 |  | 0 | ALETA T DER  | CUBE, SOLAR            | 09-14 | UTILITY 4 PTAS. | 9.0X18.0  |
| -       | 2,500 | - | - | FV-24311 |  | 0 | ALETA T IZQ  | CUBE, SOLAR            | 09-14 | UTILITY 4 PTAS. | 9.0X18.0  |
| -       | 3,600 | - | - | FQ-24312 |  | 0 | CUARTO T DER | CUBE, SOLAR            | 09-14 | UTILITY 4 PTAS. | 17.0X18.0 |
| COTIZAR |       |   |   | FB-24313 |  | 0 | MEDALLON     | CUBE, SOLAR, DEFROSTER | 09-14 | UTILITY 4 PTAS. | 18.0X47.0 |

**DATSUN 510 68-73 SEDAN 4 PUERTAS**

|         |       |   |   |          |  |   |              |        |       |                |            |
|---------|-------|---|---|----------|--|---|--------------|--------|-------|----------------|------------|
| COTIZAR |       |   |   | FW-00204 |  | 0 | PARABRISA    | DATSUN | 68-73 | GUAYIN 4 PTAS. | 22.7X53.5  |
| 2,400   | 2,600 | - | - | FD-00001 |  | 0 | PUERTA D DER | DATSUN | 68-73 | GUAYIN 4 PTAS. | 31.5X15.75 |
| 2,400   | 2,600 | - | - | FD-00002 |  | 0 | PUERTA D IZQ | DATSUN | 68-73 | GUAYIN 4 PTAS. | 31.5X15.75 |
| 2,300   | 2,500 | - | - | FD-00003 |  | 0 | PUERTA T DER | DATSUN | 68-73 | GUAYIN 4 PTAS. | 22.4X15.07 |
| 2,300   | 2,500 | - | - | FD-00004 |  | 0 | PUERTA T IZQ | DATSUN | 68-73 | GUAYIN 4 PTAS. | 22.4X15.07 |
| 1,400   | 1,600 | - | - | FV-00005 |  | 0 | ALETA T DER  | DATSUN | 68-73 | GUAYIN 4 PTAS. | 14.2X13.2  |
| 1,400   | 1,600 | - | - | FV-00006 |  | 0 | ALETA T IZQ  | DATSUN | 68-73 | GUAYIN 4 PTAS. | 14.2X13.2  |
| COTIZAR |       |   |   | FB-00197 |  | 0 | MEDALLON     | DATSUN | 68-73 | GUAYIN 4 PTAS. | 19.0X52.0  |

**DATSUN 510 68-73 GUAYIN 4 PUERTAS**


|         |       |   |   |          |  |   |              |        |       |                |            |
|---------|-------|---|---|----------|--|---|--------------|--------|-------|----------------|------------|
| COTIZAR |       |   |   | FW-00204 |  | 0 | PARABRISA    | DATSUN | 68-73 | GUAYIN 4 PTAS. | 22.7X52.5  |
| 2,400   | 2,600 | - | - | FD-00007 |  | 0 | PUERTA D DER | DATSUN | 68-73 | GUAYIN 4 PTAS. | 31.4X16.0  |
| 2,400   | 2,600 | - | - | FD-00008 |  | 0 | PUERTA D IZQ | DATSUN | 68-73 | GUAYIN 4 PTAS. | 31.4X16.0  |
| 2,300   | 2,500 | - | - | FD-00009 |  | 0 | PUERTA T DER | DATSUN | 68-73 | GUAYIN 4 PTAS. | 22.25X15.6 |
| 2,300   | 2,500 | - | - | FD-00010 |  | 0 | PUERTA T IZQ | DATSUN | 68-73 | GUAYIN 4 PTAS. | 22.25X15.6 |
| 1,400   | 1,600 | - | - | FV-00011 |  | 0 | ALETA T DER  | DATSUN | 68-73 | GUAYIN 4 PTAS. | 15.0X13.62 |
| 1,400   | 1,600 | - | - | FV-00012 |  | 0 | ALETA T IZQ  | DATSUN | 68-73 | GUAYIN 4 PTAS. | 15.0X13.62 |
| 2,500   | 2,700 | - | - | FQ-00013 |  | 0 | CUARTO T DER | DATSUN | 68-73 | GUAYIN 4 PTAS. | 34.1X14.08 |
| 2,500   | 2,700 | - | - | FQ-00014 |  | 0 | CUARTO T IZQ | DATSUN | 68-73 | GUAYIN 4 PTAS. | 34.1X14.08 |
| COTIZAR |       |   |   | FB-00025 |  | 0 | MEDALLON     | DATSUN | 68-73 | GUAYIN 4 PTAS. | 16.7X41.7  |

**DATSUN 240/260/280Z 70-78 COUPE 2 PUERTAS**

|         |  |  |  |          |  |   |            |        |       |              |           |
|---------|--|--|--|----------|--|---|------------|--------|-------|--------------|-----------|
| COTIZAR |  |  |  | FW-00241 |  | 0 | PARABRISA  | DATSUN | 70-78 | COUPE 2 PTAS | 21.9X55.3 |
| COTIZAR |  |  |  | FD-01615 |  | 0 | PUERTA DER | DATSUN | 70-78 | COUPE 2 PTAS | 21.9X55.3 |
| COTIZAR |  |  |  | FD-01616 |  | 0 | PUERTA IZQ | DATSUN | 70-78 | COUPE 2 PTAS | 16.0X34.0 |



INDUSTRIA DE CRISTAL TEMPLADO, SA DE CV



| CL | TX | IZQ FOR | PRIV | CLAVE | EQUIVALENCIA | Ø | PARTE | ACCESORIOS | MODELO | TIPO | MEDIDAS |
|----|----|---------|------|-------|--------------|---|-------|------------|--------|------|---------|
|----|----|---------|------|-------|--------------|---|-------|------------|--------|------|---------|

**DATSUN 240/260/280Z 70-78 COUPE 2 PUERTAS**

|         |       |   |   |          |  |   |            |        |       |              |           |
|---------|-------|---|---|----------|--|---|------------|--------|-------|--------------|-----------|
| 2,800   | 3,000 | - | - | FD-01217 |  | 2 | PUERTA DER | DATSUN | 70-78 | COUPE 2 PTAS | 16.0X34.0 |
| 2,800   | 3,000 | - | - | FD-01218 |  | 2 | PUERTA IZQ | DATSUN | 70-78 | COUPE 2 PTAS | 16.0X34.0 |
| COTIZAR |       |   |   | FQ-01219 |  | 0 | CUARTO DER | DATSUN | 70-78 | COUPE 2 PTAS | 12.0X16.0 |
| COTIZAR |       |   |   | FQ-01220 |  | 0 | CUARTO IZQ | DATSUN | 70-78 | COUPE 2 PTAS | 12.0X16.0 |
| COTIZAR |       |   |   | FB-01221 |  | 0 | MEDALLON   | DATSUN | 70-78 | COUPE 2 PTAS | 28.2X37.7 |
| COTIZAR |       |   |   | FB-01222 |  | 0 | MEDALLON   | DATSUN | 70-78 | COUPE 2 PTAS | 28.2X37.7 |

**DATSUN B210 74-78 SEDAN 2 PUERTAS**

|         |       |   |   |          |  |   |            |                        |       |                 |           |
|---------|-------|---|---|----------|--|---|------------|------------------------|-------|-----------------|-----------|
| COTIZAR |       |   |   | FW-00281 |  | 0 | PARABRISA  | DATSUN B210            | 74-78 | SEDAN 2 PUERTAS | 21.7X49.8 |
| 2,600   | 2,800 | - | - | FD-01294 |  | 0 | PUERTA DER | DATSUN B210            | 74-78 | SEDAN 2 PUERTAS | 18.0X40   |
| 2,600   | 2,800 | - | - | FD-01295 |  | 0 | PUERTA IZQ | DATSUN B210            | 74-78 | SEDAN 2 PUERTAS | 18.0X40   |
| 2,500   | 2,700 | - | - | FQ-01296 |  | 0 | CUARTO DER | DATSUN B210            | 74-78 | SEDAN 2 PUERTAS | 14.0X20.0 |
| 2,500   | 2,700 | - | - | FQ-01297 |  | 0 | CUARTO IZQ | DATSUN B210            | 74-78 | SEDAN 2 PUERTAS | 14.0X20.0 |
| COTIZAR |       |   |   | FB-01298 |  | 0 | MEDALLON   | DATSUN B210, DEFROSTER | 74-78 | SEDAN 2 PUERTAS | 18.5X47.4 |
| COTIZAR |       |   |   | FB-01299 |  | 0 | MEDALLON   | DATSUN B210, DEFROSTER | 74-78 | SEDAN 2 PUERTAS | 18.5X47.4 |
| COTIZAR |       |   |   | FB-01554 |  | 0 | MEDALLON   | DATSUN B210            | 74-78 | SEDAN 2 PUERTAS | 18.5X47.4 |

**DATSUN B210 79-82 SEDAN 2 PUERTAS**

|         |       |   |   |          |  |   |            |                       |       |               |           |
|---------|-------|---|---|----------|--|---|------------|-----------------------|-------|---------------|-----------|
| COTIZAR |       |   |   | FW-00387 |  | 0 | PARABRISA  | DATSUN 210            | 79-82 | SEDAN 2 PTAS. | 22.7X54.2 |
| 2,800   | 3,000 | - | - | FD-01745 |  | 0 | PUERTA DER | DATSUN 210            | 79-82 | SEDAN 2 PTAS. | 18.0X37.0 |
| 2,800   | 3,000 | - | - | FD-01746 |  | 0 | PUERTA IZQ | DATSUN 210            | 79-82 | SEDAN 2 PTAS. | 18.0X37.0 |
| 2,700   | 2,900 | - | - | FQ-01747 |  | 0 | CUARTO DER | DATSUN 210            | 79-82 | SEDAN 2 PTAS. | 15.0X28.0 |
| 2,700   | 2,900 | - | - | FQ-01748 |  | 0 | CUARTO IZQ | DATSUN 210            | 79-82 | SEDAN 2 PTAS. | 15.0X28.0 |
| COTIZAR |       |   |   | FB-01749 |  | 0 | MEDALLON   | DATSUN 210            | 79-82 | SEDAN 2 PTAS. | 21.5X49.7 |
| COTIZAR |       |   |   | FB-01750 |  | 0 | MEDALLON   | DATSUN 210, DEFROSTER | 79-82 | SEDAN 2 PTAS. | 21.5X49.7 |

**DATSUN SONY-710 74-76 SEDAN 4 PUERTAS**

|         |       |   |   |          |  |   |              |                       |       |               |           |
|---------|-------|---|---|----------|--|---|--------------|-----------------------|-------|---------------|-----------|
| COTIZAR |       |   |   | FW-00292 |  | 0 | PARABRISA    | DATSUN SONY           | 74-76 | SEDAN 4 PTAS. | 23.0X52.2 |
| 2,400   | 2,600 | - | - | FD-01273 |  | 0 | PUERTA D DER | DATSUN SONY           | 74-76 | SEDAN 4 PTAS. | 18.0X30.0 |
| 2,400   | 2,600 | - | - | FD-01274 |  | 0 | PUERTA D IZQ | DATSUN SONY           | 74-76 | SEDAN 4 PTAS. | 18.0X30.0 |
| 2,300   | 2,500 | - | - | FD-01275 |  | 0 | PUERTA T DER | DATSUN SONY           | 74-76 | SEDAN 4 PTAS. | 18.0X22.0 |
| 2,300   | 2,500 | - | - | FD-01276 |  | 0 | PUERTA T IZQ | DATSUN SONY           | 74-76 | SEDAN 4 PTAS. | 18.0X22.0 |
| 1,400   | 1,600 | - | - | FV-01277 |  | 0 | ALETA T DER  | DATSUN SONY           | 74-76 | SEDAN 4 PTAS. | 10.0X12.0 |
| 1,400   | 1,600 | - | - | FV-01278 |  | 0 | ALETA T IZQ  | DATSUN SONY           | 74-76 | SEDAN 4 PTAS. | 10.0X12.0 |
| COTIZAR |       |   |   | FB-01272 |  | 0 | MEDALLON     | DATSUN 210, DEFROSTER | 74-76 | SEDAN 4 PTAS. | 22.0X46.3 |



INDUSTRIA DE CRISTAL TEMPLADO, SA DE CV



| CL | TX | IZQ FOR | PRIV | CLAVE | EQUIVALENCIA | Ø | PARTE | ACCESORIOS | MODELO | TIPO | MEDIDAS |
|----|----|---------|------|-------|--------------|---|-------|------------|--------|------|---------|
|----|----|---------|------|-------|--------------|---|-------|------------|--------|------|---------|

**DATSUN 710 77-78 SEDAN 4 PUERTAS**

| COTIZAR |       |   |   | FW-00292 |  | 0 | PARABRISA    | DATSUN                | 77-78 | SEDAN 4 PTAS. | 23.0X52.2 |
|---------|-------|---|---|----------|--|---|--------------|-----------------------|-------|---------------|-----------|
| 2,400   | 2,600 | - | - | FD-01273 |  | 0 | PUERTA D DER | DATSUN                | 77-78 | SEDAN 4 PTAS. | 18.0X30.0 |
| 2,400   | 2,600 | - | - | FD-01274 |  | 0 | PUERTA D IZQ | DATSUN                | 77-78 | SEDAN 4 PTAS. | 18.0X30.0 |
| 2,300   | 2,500 | - | - | FD-01604 |  | 0 | PUERTA T DER | DATSUN                | 77-78 | SEDAN 4 PTAS. | 18.0X22.0 |
| 2,300   | 2,500 | - | - | FD-01605 |  | 0 | PUERTA T IZQ | DATSUN                | 77-78 | SEDAN 4 PTAS. | 18.0X22.0 |
| 1,400   | 1,600 | - | - | FV-01606 |  | 0 | ALETA T DER  | DATSUN                | 77-78 | SEDAN 4 PTAS. | 10.0X12.0 |
| 1,400   | 1,600 | - | - | FV-01607 |  | 0 | ALETA T IZQ  | DATSUN                | 77-78 | SEDAN 4 PTAS. | 10.0X12.0 |
| COTIZAR |       |   |   | FB-01608 |  | 0 | MEDALLON     | DATSUN 210, DEFROSTER | 77-78 | SEDAN 4 PTAS. | 22.0X46.3 |

**DATSUN 710 74-78 GUAYIN 4 PUERTAS**

| COTIZAR |       |   |   | FW-00292 |          | 0 | PARABRISA    | DATSUN | 74-78 | GUAYIN 4 PTAS. | 23.0X52.2 |
|---------|-------|---|---|----------|----------|---|--------------|--------|-------|----------------|-----------|
| 2,400   | 2,600 | - | - | FD-01273 |          | 0 | PUERTA D DER | DATSUN | 74-78 | GUAYIN 4 PTAS. | 18.0X30.0 |
| 2,400   | 2,600 | - | - | FD-01274 |          | 0 | PUERTA D IZQ | DATSUN | 74-78 | GUAYIN 4 PTAS. | 18.0X30.0 |
| 2,300   | 2,500 | - | - | FD-01279 |          | 0 | PUERTA T DER | DATSUN | 74-78 | GUAYIN 4 PTAS. | 18.0X24.0 |
| 2,300   | 2,500 | - | - | FD-01280 |          | 0 | PUERTA T IZQ | DATSUN | 74-78 | GUAYIN 4 PTAS. | 18.0X24.0 |
| 1,400   | 1,600 | - | - | FV-01281 |          | 0 | ALETA T DER  | DATSUN | 74-78 | GUAYIN 4 PTAS. | 8.0X14.0  |
| 1,400   | 1,600 | - | - | FV-01282 |          | 0 | ALETA T IZQ  | DATSUN | 74-78 | GUAYIN 4 PTAS. | 8.0X14.0  |
| 2,600   | 2,800 | - | - | FQ-01283 |          | 0 | CUARTO T DER | DATSUN | 74-78 | GUAYIN 4 PTAS. | 12.0X28.0 |
| 2,600   | 2,800 | - | - | FQ-01284 |          | 0 | CUARTO T IZQ | DATSUN | 74-78 | GUAYIN 4 PTAS. | 12.0X28.0 |
| COTIZAR |       |   |   | FB-01285 | FB-01286 | 0 | MEDALLON     | DATSUN | 74-78 | GUAYIN 4 PTAS. | 20.2X45.3 |

**DATSUN 510 79-83 SEDAN 2 PUERTAS**


| COTIZAR |       |   |   | FW-00372 |  | 0 | PARABRISA  | DATSUN                | 79-83 | SEDAN 2 PTAS. | 25.0X55.5 |
|---------|-------|---|---|----------|--|---|------------|-----------------------|-------|---------------|-----------|
| 2,800   | 3,000 | - | - | FD-01626 |  | 0 | PUERTA DER | DATSUN                | 79-83 | SEDAN 2 PTAS. | 19.0X40.0 |
| 2,800   | 3,000 | - | - | FD-01627 |  | 0 | PUERTA IZQ | DATSUN                | 79-83 | SEDAN 2 PTAS. | 19.0X40.0 |
| 2,700   | 2,900 | - | - | FQ-01628 |  | 3 | CUARTO DER | DATSUN                | 79-83 | SEDAN 2 PTAS. | 16.0X22.0 |
| 2,700   | 2,900 | - | - | FQ-01629 |  | 3 | CUARTO IZQ | DATSUN                | 79-83 | SEDAN 2 PTAS. | 16.0X22.0 |
| COTIZAR |       |   |   | FB-01630 |  | 0 | MEDALLON   | DATSUN 210, DEFROSTER | 79-83 | SEDAN 2 PTAS. | 21.5X53.5 |

**DATSUN 510 79-83 SEDAN 4 PUERTAS**

| COTIZAR |       |   |   | FW-00372 |  | 0 | PARABRISA    | DATSUN | 79-83 | SEDAN 4 PTAS. | 25.0X55.5 |
|---------|-------|---|---|----------|--|---|--------------|--------|-------|---------------|-----------|
| 2,400   | 2,600 | - | - | FD-01631 |  | 0 | PUERTA D DER | DATSUN | 79-83 | SEDAN 4 PTAS. | 19.0X28.0 |
| 2,400   | 2,600 | - | - | FD-01632 |  | 0 | PUERTA D IZQ | DATSUN | 79-83 | SEDAN 4 PTAS. | 19.0X28.0 |
| 2,300   | 2,500 | - | - | FD-01633 |  | 0 | PUERTA T DER | DATSUN | 79-83 | SEDAN 4 PTAS. | 19.0X19.0 |
| 2,300   | 2,500 | - | - | FD-01634 |  | 0 | PUERTA T IZQ | DATSUN | 79-83 | SEDAN 4 PTAS. | 19.0X19.0 |



INDUSTRIA DE CRISTAL TEMPLADO, SA DE CV



| CL | TX | IZQ FOR | PRIV | CLAVE | EQUIVALENCIA | Ø | PARTE | ACCESORIOS | MODELO | TIPO | MEDIDAS |
|----|----|---------|------|-------|--------------|---|-------|------------|--------|------|---------|
|----|----|---------|------|-------|--------------|---|-------|------------|--------|------|---------|

**DATSUN 510 79-83 SEDAN 4 PUERTAS**

|         |       |   |   |          |  |   |             |        |       |               |           |
|---------|-------|---|---|----------|--|---|-------------|--------|-------|---------------|-----------|
| 1,400   | 1,600 | - | - | FV-01635 |  | 0 | ALETA T DER | DATSUN | 79-83 | SEDAN 4 PTAS. | 13.0X15.0 |
| 1,400   | 1,600 | - | - | FV-01636 |  | 0 | ALETA T IZQ | DATSUN | 79-83 | SEDAN 4 PTAS. | 13.0X15.0 |
| COTIZAR |       |   |   | FB-01630 |  | 0 | MEDALLON    | DATSUN | 79-83 | SEDAN 4 PTAS. | 21.5X53.5 |

**DATSUN 510 79-83 GUAYIN 4 PUERTAS**

|         |       |   |   |          |  |   |              |        |       |                |           |
|---------|-------|---|---|----------|--|---|--------------|--------|-------|----------------|-----------|
| COTIZAR |       |   |   | FW-00372 |  | 0 | PARABRISA    | DATSUN | 79-83 | GUAYIN 4 PTAS. | 25.0X55.5 |
| 2,400   | 2,600 | - | - | FD-01631 |  | 0 | PUERTA D DER | DATSUN | 79-83 | GUAYIN 4 PTAS. | 19.0X28.0 |
| 2,400   | 2,600 | - | - | FD-01632 |  | 0 | PUERTA D IZQ | DATSUN | 79-83 | GUAYIN 4 PTAS. | 19.0X28.0 |
| 2,300   | 2,500 | - | - | FD-01637 |  | 0 | PUERTA T DER | DATSUN | 79-83 | GUAYIN 4 PTAS. | 19.0X19.0 |
| 2,300   | 2,500 | - | - | FD-01638 |  | 0 | PUERTA T IZQ | DATSUN | 79-83 | GUAYIN 4 PTAS. | 19.0X19.0 |
| 1,400   | 1,600 | - | - | FV-01639 |  | 0 | ALETA T DER  | DATSUN | 79-83 | GUAYIN 4 PTAS. | 13.0X15.0 |
| 1,400   | 1,600 | - | - | FV-01640 |  | 0 | ALETA T IZQ  | DATSUN | 79-83 | GUAYIN 4 PTAS. | 13.0X15.0 |
| 2,600   | 2,800 | - | - | FQ-01641 |  | 0 | CUARTO T DER | DATSUN | 79-83 | GUAYIN 4 PTAS. | 14.0X28.0 |
| 2,600   | 2,800 | - | - | FQ-01642 |  | 0 | CUARTO T IZQ | DATSUN | 79-83 | GUAYIN 4 PTAS. | 14.0X28.0 |
| COTIZAR |       |   |   | FB-01643 |  | 0 | MEDALLON     | DATSUN | 79-83 | GUAYIN 4 PTAS. | 21.0X50.5 |

**GTR 10-16 COUPE 2 PUERTAS**


|         |       |   |   |          |  |   |            |                     |       |               |           |
|---------|-------|---|---|----------|--|---|------------|---------------------|-------|---------------|-----------|
| COTIZAR |       |   |   | FW-03476 |  | 0 | PARABRISA  | SOLAR, TERCER VISOR | 10-16 | COUPE 2 PTAS. | 34.0X60.0 |
| -       | 4,000 | - | - | FD-25233 |  | 0 | PUERTA DER | SOLAR               | 10-16 | COUPE 2 PTAS. | 18.0X38.5 |
| -       | 4,000 | - | - | FD-25234 |  | 0 | PUERTA IZQ | SOLAR               | 10-16 | COUPE 2 PTAS. | 18.0X38.5 |
| -       | 4,500 | - | - | FQ-25235 |  | 0 | CUARTO DER | SOLAR               | 10-16 | COUPE 2 PTAS. | 10.8X19.5 |
| -       | 4,500 | - | - | FQ-25236 |  | 0 | CUARTO IZQ | SOLAR               | 10-16 | COUPE 2 PTAS. | 10.8X19.5 |
| COTIZAR |       |   |   | FB-25237 |  | 0 | MEDALLON   | SOLAR               | 10-16 | COUPE 2 PTAS. | 31.0X44.8 |

**HIKARI SENTRA XE, SE 88-93 SPORT COUPE 2 PUERTAS**

|         |       |   |   |          |          |   |            |                              |       |               |           |
|---------|-------|---|---|----------|----------|---|------------|------------------------------|-------|---------------|-----------|
| COTIZAR |       |   |   | FW-00538 |          | 0 | PARABRISA  | HIKARI                       | 88-93 | COUPE 2 PTAS. | 29.0X56.5 |
| 3,000   | 3,200 | - | - | FD-03348 |          | 0 | PUERTA DER | HIKARI                       | 88-93 | COUPE 2 PTAS. | 18.0X35.5 |
| 3,000   | 3,200 | - | - | FD-03349 |          | 0 | PUERTA IZQ | HIKARI                       | 88-93 | COUPE 2 PTAS. | 18.0X35.5 |
| COTIZAR |       |   |   | FQ-03940 |          | 0 | CUARTO DER | HIKARI                       | 88-93 | COUPE 2 PTAS. | 15.0X15.5 |
| COTIZAR |       |   |   | FQ-03941 |          | 0 | CUARTO IZQ | HIKARI                       | 88-93 | COUPE 2 PTAS. | 15.0X15.5 |
| 3,200   | 3,400 | - | - | FQ-03350 |          | 3 | CUARTO DER | HIKARI                       | 88-93 | COUPE 2 PTAS. | 15.0X15.5 |
| 3,200   | 3,400 | - | - | FQ-03351 |          | 3 | CUARTO IZQ | HIKARI                       | 88-93 | COUPE 2 PTAS. | 15.0X15.5 |
| COTIZAR |       |   |   | FB-03352 | FB-03353 | 0 | MEDALLON   | HIKARI, DEFROSTER, LIMPIADOR | 88-93 | COUPE 2 PTAS. | 43.0X86.0 |



INDUSTRIA DE CRISTAL TEMPLADO, SA DE CV



| CL | TX | IZQ FOR | PRIV | CLAVE | EQUIVALENCIA | Ø | PARTE | ACCESORIOS | MODELO | TIPO | MEDIDAS |
|----|----|---------|------|-------|--------------|---|-------|------------|--------|------|---------|
|----|----|---------|------|-------|--------------|---|-------|------------|--------|------|---------|

**ICHI-VAN 87-94 PASAJEROS/CARGA (SOLO EN MEXICO)**

| COTIZAR |       |       |   | FW-02153        |  | 0 | PARABRISA          | ICHI-VAN                  | 87-94 | PASAJEROS/CARGA | 33.5X59.1 |
|---------|-------|-------|---|-----------------|--|---|--------------------|---------------------------|-------|-----------------|-----------|
| 2,400   | 2,600 | -     | - | FD-00118        |  | 0 | PUERTA DER         | ICHI-VAN                  | 87-94 | PASAJEROS/CARGA | 34.4X18.8 |
| 2,400   | 2,600 | -     | - | FD-00119        |  | 0 | PUERTA IZQ         | ICHI-VAN                  | 87-94 | PASAJEROS/CARGA | 34.4X18.8 |
| 2,200   | 2,400 | 2,400 | - | FD-00121        |  | 2 | PUERTA T D DER/IZQ | ICHI-VAN, LADO, CORREDIZO | 87-94 | PASAJEROS/CARGA | 18.5X18.1 |
| 2,200   | 2,400 | 2,400 | - | FD-00122        |  | 2 | PUERTA T T DER/IZQ | ICHI-VAN, LADO, CORREDIZO | 87-94 | PASAJEROS/CARGA | 18.5X18.1 |
| 2,200   | 2,400 | 2,400 | - | FQ-00123/124    |  | 0 | CUARTO T D DER/IZQ | ICHI-VAN, FIJO, EXTENDIDO | 87-94 | PASAJEROS/CARGA | 18.6X8.0  |
| 3,000   | 3,200 | 3,200 | - | <b>FQ-00125</b> |  | 0 | CUARTO T DER       | CORTO, EXTENDIDO          | 87-94 | PASAJEROS/CARGA | 40.7X18.3 |
| 3,000   | 3,200 | 3,200 | - | FQ-00126        |  | 0 | CUARTO T IZQ       | CORTO, EXTENDIDO          | 87-94 | PASAJEROS/CARGA | 40.7X18.3 |
| 6,000   | 6,200 | 6,200 | - | FB-00127        |  | 0 | MEDALLON           | ICHI-VAN                  | 87-94 | PASAJEROS/CARGA | 51.5X23.3 |

**JUKE 11-16 UTILITY 4 PUERTAS**

| COTIZAR |       |   |   | FW-03594 |  | 0 | PARABRISA    | SOL, TERC VIS, EXPORTACION | 11-16 | UTILITY 4 PUERTAS | S/M       |
|---------|-------|---|---|----------|--|---|--------------|----------------------------|-------|-------------------|-----------|
| COTIZAR |       |   |   | FW-03311 |  | 0 | PARABRISA    | SOLAR, TERCER VISOR        | 11-16 | UTILITY 4 PUERTAS | S/M       |
| -       | 3,400 | - | - | FD-24806 |  | 0 | PUERTA D DER | SOLAR                      | 11-16 | UTILITY 4 PUERTAS | 19.5X33.3 |
| -       | 3,400 | - | - | FD-24807 |  | 0 | PUERTA D IZQ | SOLAR                      | 11-16 | UTILITY 4 PUERTAS | 19.5X33.3 |
| -       | 3,300 | - | - | FD-24808 |  | 0 | PUERTA T DER | SOLAR                      | 11-16 | UTILITY 4 PUERTAS | 18.0X21.8 |
| -       | 3,300 | - | - | FD-24809 |  | 0 | PUERTA T IZQ | SOLAR                      | 11-16 | UTILITY 4 PUERTAS | 18.0X21.8 |
| COTIZAR |       |   |   | FB-24810 |  | 1 | MEDALLON     | DEFROSTER, SOLAR,PERFO     | 11-16 | UTILITY 4 PUERTAS | S/M       |

**LEAF 11-16 HATCHBACK 4 PUERTAS**

| COTIZAR |       |   |   | FW-03380 |  | 0 | PARABRISA    | ENCAPSULADO, SOLAR | 11-16 | HATCHBACK 4 PTAS | S/M       |
|---------|-------|---|---|----------|--|---|--------------|--------------------|-------|------------------|-----------|
| -       | 2,500 | - | - | FV-25047 |  | 0 | ALETA D DER  | ENCAPSULADO, SOLAR | 11-16 | HATCHBACK 4 PTAS | 20.3X25.5 |
| -       | 2,500 | - | - | FV-25048 |  | 0 | ALETA D IZQ  | ENCAPSULADO, SOLAR | 11-16 | HATCHBACK 4 PTAS | S/M       |
| -       | 3,400 | - | - | FD-25049 |  | 0 | PUERTA D DER | SOLAR              | 11-16 | HATCHBACK 4 PTAS | S/M       |
| -       | 3,400 | - | - | FD-25050 |  | 0 | PUERTA D IZQ | SOLAR              | 11-16 | HATCHBACK 4 PTAS | 23.3X38.0 |
| -       | 3,300 | - | - | FD-25051 |  | 0 | PUERTA T DER | SOLAR              | 11-16 | HATCHBACK 4 PTAS | 23.3X38.0 |
| -       | 3,300 | - | - | FD-25052 |  | 0 | PUERTA T IZQ | SOLAR              | 11-16 | HATCHBACK 4 PTAS | 20.3X25.5 |
| -       | 2,500 | - | - | FV-25053 |  | 0 | ALETA T DER  | SOLAR              | 11-16 | HATCHBACK 4 PTAS | S/M       |
| -       | 2,500 | - | - | FV-25054 |  | 0 | ALETA T IZQ  | SOLAR              | 11-16 | HATCHBACK 4 PTAS | S/M       |
| COTIZAR |       |   |   | FB-25055 |  | 1 | MEDALLON     | DEFROSTER, SOLAR   | 11-16 | HATCHBACK 4 PTAS | S/M       |



INDUSTRIA DE CRISTAL TEMPLADO, SA DE CV



[Empty box for model or part number]

| CL | TX | IZQ FOR | PRIV | CLAVE | EQUIVALENCIA | Ø | PARTE | ACCESORIOS | MODELO | TIPO | MEDIDAS |
|----|----|---------|------|-------|--------------|---|-------|------------|--------|------|---------|
|----|----|---------|------|-------|--------------|---|-------|------------|--------|------|---------|

**MARCH 12-16 HATCHBACK 4 PUERTAS (SOLO EN MEXICO)**

|         |       |   |   |          |  |   |              |                |       |                  |           |
|---------|-------|---|---|----------|--|---|--------------|----------------|-------|------------------|-----------|
| COTIZAR |       |   |   | FW-03433 |  | 0 | PARABRISA    | SOLO EN MEXICO | 12-16 | HATCHBACK 4 PTAS | 22.5X35.5 |
| -       | 2,800 | - | - | FD-25157 |  | 0 | PUERTA D DER | SOLO EN MEXICO | 12-16 | HATCHBACK 4 PTAS | S/M       |
| -       | 2,800 | - | - | FD-25158 |  | 0 | PUERTA D IZQ | SOLO EN MEXICO | 12-16 | HATCHBACK 4 PTAS | S/M       |
| -       | 2,700 | - | - | FD-25159 |  | 0 | PUERTA T DER | SOLO EN MEXICO | 12-16 | HATCHBACK 4 PTAS | 20.0X20.5 |
| -       | 2,700 | - | - | FD-25160 |  | 0 | PUERTA T IZQ | SOLO EN MEXICO | 12-16 | HATCHBACK 4 PTAS | 20.0X20.5 |
| -       | 1,800 | - | - | FV-25161 |  | 0 | ALETA T DER  | SOLO EN MEXICO | 12-16 | HATCHBACK 4 PTAS | 12.0X13.8 |
| -       | 1,800 | - | - | FV-25162 |  | 0 | ALETA T IZQ  | SOLO EN MEXICO | 12-16 | HATCHBACK 4 PTAS | 12.0X13.8 |
| -       | 7,000 | - | - | FB-25163 |  | 0 | MEDALLON     | SOLO EN MEXICO | 12-16 | HATCHBACK 4 PTAS | S/M       |

**MAXIMA 85-88 SEDAN 4 PUERTAS**

|         |       |   |   |          |  |   |              |                           |       |                 |           |
|---------|-------|---|---|----------|--|---|--------------|---------------------------|-------|-----------------|-----------|
| COTIZAR |       |   |   | FW-00484 |  | 0 | PARABRISA    | MAXIMA                    | 85-88 | SEDAN 4 PUERTAS | 31.8X56.7 |
| -       | 2,800 | - | - | FD-02918 |  | 0 | PUERTA D DER | MAXIMA                    | 85-88 | SEDAN 4 PUERTAS | 19.0X33.0 |
| -       | 2,800 | - | - | FD-02919 |  | 0 | PUERTA D IZQ | MAXIMA                    | 85-88 | SEDAN 4 PUERTAS | 19.0X33.0 |
| -       | 2,700 | - | - | FD-02920 |  | 0 | PUERTA T DER | MAXIMA                    | 85-88 | SEDAN 4 PUERTAS | 19.0X22.0 |
| -       | 2,700 | - | - | FD-02921 |  | 0 | PUERTA T IZQ | MAXIMA                    | 85-88 | SEDAN 4 PUERTAS | 19.0X22.0 |
| -       | 2,000 | - | - | FV-02922 |  | 0 | ALETA T DER  | MAXIMA                    | 85-88 | SEDAN 4 PUERTAS | 14.0X17.0 |
| -       | 2,000 | - | - | FV-02923 |  | 0 | ALETA T IZQ  | MAXIMA                    | 85-88 | SEDAN 4 PUERTAS | 14.0X17.0 |
| COTIZAR |       |   |   | FB-02924 |  | 0 | MEDALLON     | MAXIMA, ANTENA, DEFROSTER | 85-88 | SEDAN 4 PUERTAS | 23.5X57.5 |
| COTIZAR |       |   |   | FB-03354 |  | 0 | MEDALLON     | MAXIMA, DEFROSTER         | 85-88 | SEDAN 4 PUERTAS | 23.5X57.5 |


**MAXIMA 89-94 SEDAN 4 PUERTAS**

|         |       |   |   |          |  |   |              |                        |       |               |           |
|---------|-------|---|---|----------|--|---|--------------|------------------------|-------|---------------|-----------|
| COTIZAR |       |   |   | FW-00597 |  | 0 | PARABRISA    | MAXIMA                 | 89-94 | SEDAN 4 PTAS. | 33.0X62.0 |
| COTIZAR |       |   |   | FW-00616 |  | 0 | PARABRISA    | MAXIMA, HUD            | 89-94 | SEDAN 4 PTAS. | 33.0X62.0 |
| -       | 2,900 | - | - | FD-03780 |  | 0 | PUERTA D DER | MAXIMA                 | 89-94 | SEDAN 4 PTAS. | 22.0X29.7 |
| -       | 2,900 | - | - | FD-03781 |  | 0 | PUERTA D IZQ | MAXIMA                 | 89-94 | SEDAN 4 PTAS. | 22.0X29.7 |
| -       | 2,800 | - | - | FD-03782 |  | 0 | PUERTA T DER | MAXIMA                 | 89-94 | SEDAN 4 PTAS. | 22.7X23.6 |
| -       | 2,800 | - | - | FD-03783 |  | 0 | PUERTA T IZQ | MAXIMA                 | 89-94 | SEDAN 4 PTAS. | 22.7X23.6 |
| -       | 2,000 | - | - | FV-03784 |  | 0 | ALETA T DER  | MAXIMA                 | 89-94 | SEDAN 4 PTAS. | 12.2X16.4 |
| -       | 2,000 | - | - | FV-03785 |  | 0 | ALETA T IZQ  | MAXIMA                 | 89-94 | SEDAN 4 PTAS. | 12.2X16.4 |
| COTIZAR |       |   |   | FB-03786 |  | 0 | MEDALLON     | MAXIMA, ANT, DEFROSTER | 89-94 | SEDAN 4 PTAS. | 29.8X58.0 |

**MAXIMA 95-99 SEDAN 4 PUERTAS**



INDUSTRIA DE CRISTAL TEMPLADO, SA DE CV



| CL | TX      | IZQ FOR | PRIV | CLAVE    | EQUIVALENCIA | Ø | PARTE        | ACCESORIOS | MODELO | TIPO          | MEDIDAS   |
|----|---------|---------|------|----------|--------------|---|--------------|------------|--------|---------------|-----------|
|    | COTIZAR |         |      | FW-00781 |              | 0 | PARABRISA    | MAXIMA     | 95-99  | SEDAN 4 PTAS. | 35.5X58.6 |
| -  | 3,000   | -       | -    | FD-05373 |              | 0 | PUERTA D DER | MAXIMA     | 95-99  | SEDAN 4 PTAS. | 20.0X33.0 |
| -  | 3,000   | -       | -    | FD-05374 |              | 0 | PUERTA D IZQ | MAXIMA     | 95-99  | SEDAN 4 PTAS. | 20.0X33.0 |
| -  | 2,900   | -       | -    | FD-05375 |              | 0 | PUERTA T DER | MAXIMA     | 95-99  | SEDAN 4 PTAS. | 20.0X24.0 |
| -  | 2,900   | -       | -    | FD-05376 |              | 0 | PUERTA T IZQ | MAXIMA     | 95-99  | SEDAN 4 PTAS. | 20.0X24.0 |
| -  | 2,200   | -       | -    | FV-05377 |              | 0 | ALETA T DER  | MAXIMA     | 95-99  | SEDAN 4 PTAS. | 10.5X14.5 |

**MAXIMA 95-99 SEDAN 4 PUERTAS**

|   |         |   |   |          |  |   |             |                               |       |               |           |
|---|---------|---|---|----------|--|---|-------------|-------------------------------|-------|---------------|-----------|
| - | 2,200   | - | - | FV-05378 |  | 0 | ALETA T IZQ | MAXIMA                        | 95-99 | SEDAN 4 PTAS. | 10.5X14.5 |
|   | COTIZAR |   |   | FB-05379 |  | 0 | MEDALLON    | MAXIMA, DEFROSTER             | 95-99 | SEDAN 4 PTAS. | 31.5X57.0 |
|   | COTIZAR |   |   | FB-05380 |  | 0 | MEDALLON    | DEFROSTER, SIST ENT SIN LLAVE | 95-99 | SEDAN 4 PTAS. | 31.5X57.0 |

**MAXIMA 00-03 SEDAN 4 PUERTAS**

|   |         |   |   |          |  |   |              |                          |       |               |           |
|---|---------|---|---|----------|--|---|--------------|--------------------------|-------|---------------|-----------|
|   | COTIZAR |   |   | FW-02121 |  | 0 | PARABRISA    | MAXIMA                   | 00-03 | SEDAN 4 PTAS. | 36.0X59.0 |
|   | COTIZAR |   |   | FW-02353 |  | 0 | PARABRISA    | MAXIMA, BRUJULA          | 3     | SEDAN 4 PTAS. | 36.0X59.0 |
| - | 3,100   | - | - | FD-20777 |  | 0 | PUERTA D DER | MAXIMA, SOLAR            | 00-03 | SEDAN 4 PTAS. | 22.5X39.0 |
| - | 3,100   | - | - | FD-20778 |  | 0 | PUERTA D IZQ | MAXIMA, SOLAR            | 00-03 | SEDAN 4 PTAS. | 22.5X39.0 |
| - | 3,000   | - | - | FD-20779 |  | 0 | PUERTA T DER | MAXIMA, SOLAR            | 00-03 | SEDAN 4 PTAS. | 22.0X35.0 |
| - | 3,000   | - | - | FD-20780 |  | 0 | PUERTA T IZQ | MAXIMA, SOLAR            | 00-03 | SEDAN 4 PTAS. | 22.0X35.0 |
| - | 2,200   | - | - | FV-20781 |  | 0 | ALETA T DER  | MAXIMA, SOLAR            | 00-03 | SEDAN 4 PTAS. | 4.5X10.0  |
| - | 2,200   | - | - | FV-20782 |  | 0 | ALETA T IZQ  | MAXIMA, SOLAR            | 00-03 | SEDAN 4 PTAS. | 4.5X10.0  |
|   | COTIZAR |   |   | FB-20783 |  | 0 | MEDALLON     | MAXIMA, DEFROSTER, SOLAR | 00-03 | SEDAN 4 PTAS. | 31.5X57.0 |


**MAXIMA 04-08 SEDAN 4 PUERTAS**

|   |         |   |   |          |  |   |              |                            |       |               |           |
|---|---------|---|---|----------|--|---|--------------|----------------------------|-------|---------------|-----------|
|   | COTIZAR |   |   | FW-02389 |  | 0 | PARABRISA    | MAXIMA, SOLAR              | 04-08 | SEDAN 4 PTAS. | 38.5X58.7 |
|   | COTIZAR |   |   | FW-02410 |  | 0 | PARABRISA    | MAXIMA, NAVEGACION, SOLAR  | 04-08 | SEDAN 4 PTAS. | 38.5X58.7 |
| - | 3,200   | - | - | FD-21928 |  | 0 | PUERTA D DER | MAXIMA, SOLAR              | 04-08 | SEDAN 4 PTAS. | 19.0X33.5 |
| - | 3,200   | - | - | FD-21929 |  | 0 | PUERTA D IZQ | MAXIMA, SOLAR              | 04-08 | SEDAN 4 PTAS. | 19.0X33.5 |
| - | 3,100   | - | - | FD-21930 |  | 0 | PUERTA T DER | MAXIMA, SOLAR              | 04-08 | SEDAN 4 PTAS. | 19.0X27.2 |
| - | 3,100   | - | - | FD-21931 |  | 0 | PUERTA T IZQ | MAXIMA, SOLAR              | 04-08 | SEDAN 4 PTAS. | 19.0X27.2 |
| - | 2,300   | - | - | FV-21932 |  | 0 | ALETA T DER  | MAXIMA, SOLAR              | 04-08 | SEDAN 4 PTAS. | 9.0X11.5  |
| - | 2,300   | - | - | FV-21933 |  | 0 | ALETA T IZQ  | MAXIMA, SOLAR              | 04-08 | SEDAN 4 PTAS. | 9.0X11.5  |
|   | COTIZAR |   |   | FB-21934 |  | 0 | MEDALLON     | MAXIMA, ANTENA, DEF, SOLAR | 04-08 | SEDAN 4 PTAS. | 24.3X48.0 |

**MAXIMA 09-15 SEDAN 4 PUERTAS**



INDUSTRIA DE CRISTAL TEMPLADO, SA DE CV



| CL | TX      | IZQ FOR | PRIV | CLAVE    | EQUIVALENCIA | Ø | PARTE        | ACCESORIOS                  | MODELO | TIPO          | MEDIDAS   |
|----|---------|---------|------|----------|--------------|---|--------------|-----------------------------|--------|---------------|-----------|
|    | COTIZAR |         |      | FW-02955 |              | 0 | PARABRISA    | MAXIMA, SOLAR, TERCER VISOR | 09-15  | SEDAN 4 PTAS. | 39.0X59.0 |
|    | COTIZAR |         |      | FW-03657 |              | 0 | PARABRISA    | SOLAR, TERCER VISOR         | 10-15  | SEDAN 4 PTAS. | 390X59.0  |
| -  | 3,300   | -       | -    | FD-23931 |              | 0 | PUERTA D DER | MAXIMA, SOLAR               | 09-15  | SEDAN 4 PTAS. | 21.0X38.3 |
| -  | 3,300   | -       | -    | FD-23932 |              | 0 | PUERTA D IZQ | MAXIMA, SOLAR               | 09-15  | SEDAN 4 PTAS. | 21.0X38.3 |
| -  | 3,200   | -       | -    | FD-23933 |              | 0 | PUERTA T DER | MAXIMA, SOLAR               | 09-15  | SEDAN 4 PTAS. | 18.5X28.5 |
| -  | 3,200   | -       | -    | FD-23934 |              | 0 | PUERTA T IZQ | MAXIMA, SOLAR               | 09-15  | SEDAN 4 PTAS. | 18.5X28.5 |
| -  | 2,400   | -       | -    | FV-23935 |              | 0 | ALETA T DER  | MAXIMA, SOLAR               | 09-15  | SEDAN 4 PTAS. | 9.0X10.0  |
| -  | 2,400   | -       | -    | FV-23936 |              | 0 | ALETA T IZQ  | MAXIMA, SOLAR               | 09-15  | SEDAN 4 PTAS. | 9.0X10.0  |

**MAXIMA 09-15 SEDAN 4 PUERTAS**

|  |         |  |  |          |  |   |          |                                |       |               |           |
|--|---------|--|--|----------|--|---|----------|--------------------------------|-------|---------------|-----------|
|  | COTIZAR |  |  | FB-23937 |  | 0 | MEDALLON | MAXIMA, ANTENA, DEF, SOLAR     | 09-15 | SEDAN 4 PTAS. | 33.0X47.3 |
|  | COTIZAR |  |  | FB-23948 |  | 0 | MEDALLON | ANT, DEF, SOL, CRIS PANORAMICO | 09-15 | SEDAN 4 PTAS. | 33.0X47.3 |
|  | COTIZAR |  |  | FB-26476 |  | 0 | MEDALLON | DEFROTE,SOLAR,ANTENA           | 10-15 | SEDAN 4 PTAS. | 33.0X47.3 |

**MICRA 05-08 HATCHBACK 4 PUERTAS (SOLO EN MEXICO)**

|   |         |   |   |          |  |   |              |                           |       |                   |     |
|---|---------|---|---|----------|--|---|--------------|---------------------------|-------|-------------------|-----|
|   | COTIZAR |   |   | FW-02567 |  | 0 | PARABRISA    | MICRA, SOLAR              | 05-08 | HATCHBACK 4 PTAS. | S/M |
|   | COTIZAR |   |   | FW-02568 |  | 0 | PARABRISA    | MICRA, SOL, SENS LLU      | 05-08 | HATCHBACK 4 PTAS. | S/M |
| - | 2,800   | - | - | FD-22653 |  | 0 | PUERTA D DER | MICRA, SOLAR              | 05-08 | HATCHBACK 4 PTAS. | S/M |
| - | 2,800   | - | - | FD-22654 |  | 0 | PUERTA D IZQ | MICRA, SOLAR              | 05-08 | HATCHBACK 4 PTAS. | S/M |
| - | 2,700   | - | - | FD-22655 |  | 0 | PUERTA T DER | MICRA, SOLAR              | 05-08 | HATCHBACK 4 PTAS. | S/M |
| - | 2,700   | - | - | FD-22656 |  | 0 | PUERTA T IZQ | MICRA, SOLAR              | 05-08 | HATCHBACK 4 PTAS. | S/M |
| - | 1,600   | - | - | FV-22657 |  | 0 | ALETA T DER  | MICRA, SOLAR              | 05-08 | HATCHBACK 4 PTAS. | S/M |
| - | 1,600   | - | - | FV-22658 |  | 0 | ALETA T IZQ  | MICRA, SOLAR              | 05-08 | HATCHBACK 4 PTAS. | S/M |
|   | COTIZAR |   |   | FB-22659 |  | 1 | MEDALLON     | MICRA, SOLAR              | 05-08 | HATCHBACK 4 PTAS. | S/M |
|   | COTIZAR |   |   | FB-22660 |  | 3 | MEDALLON     | MICRA, CON SPOILER, SOLAR | 05-08 | HATCHBACK 4 PTAS. | S/M |


**MICRA 15-16 HATCHBACK 4 PUERTAS (SOLO EN CANADA)**

|   |         |   |   |          |  |   |              |                    |       |                   |     |
|---|---------|---|---|----------|--|---|--------------|--------------------|-------|-------------------|-----|
|   | COTIZAR |   |   | FW-04070 |  | 0 | PARABRISA    | TERCER VISOR,SOLAR | 15-16 | HATCHBACK 4 PTAS. | S/M |
| - | 3,200   | - | - | FD-26444 |  | 0 | PUERTA D DER | SOLAR              | 15-16 | HATCHBACK 4 PTAS. | S/M |
| - | 3,200   | - | - | FD-26445 |  | 0 | PUERTA D IZQ | SOLAR              | 15-16 | HATCHBACK 4 PTAS. | S/M |
| - | 3,100   | - | - | FD-26446 |  | 0 | PUERTA T DER | SOLAR              | 15-16 | HATCHBACK 4 PTAS. | S/M |
| - | 3,100   | - | - | FD-26447 |  | 0 | PUERTA T IZQ | SOLAR              | 15-16 | HATCHBACK 4 PTAS. | S/M |
| - | 2,500   | - | - | FV-26448 |  | 0 | ALETA T DER  | SOLAR              | 15-16 | HATCHBACK 4 PTAS. | S/M |
| - | 2,500   | - | - | FV-26449 |  | 0 | ALETA T IZQ  | SOLAR              | 15-16 | HATCHBACK 4 PTAS. | S/M |
|   | COTIZAR |   |   | FB-26450 |  | 0 | MEDALLON     | DEFROTE,SOLAR      | 15-16 | HATCHBACK 4 PTAS. | S/M |

**MURANO 03-07 UTILITY 4 PUERTAS**



INDUSTRIA DE CRISTAL TEMPLADO, SA DE CV



| CL | TX      | IZQ FOR | PRIV  | CLAVE    | EQUIVALENCIA | Ø | PARTE        | ACCESORIOS              | MODELO | TIPO            | MEDIDAS   |
|----|---------|---------|-------|----------|--------------|---|--------------|-------------------------|--------|-----------------|-----------|
|    | COTIZAR |         |       | FW-02381 |              | 0 | PARABRISA    | MURANO, SOLAR           | 03-07  | UTILITY 4 PTAS. | 40.5X61.5 |
| -  | 3,300   | -       | -     | FD-21908 |              | 0 | PUERTA D DER | MURANO, SOLAR           | 03-07  | UTILITY 4 PTAS. | 20.0X37.5 |
| -  | 3,300   | -       | -     | FD-21909 |              | 0 | PUERTA D IZQ | MURANO, SOLAR           | 03-07  | UTILITY 4 PTAS. | 20.0X37.5 |
| -  | 3,200   | 3,200   | 5,700 | FD-21910 |              | 0 | PUERTA T DER | MURANO, SOLAR           | 03-07  | UTILITY 4 PTAS. | 19.3X30.0 |
| -  | 3,200   | 3,200   | 5,700 | FD-21911 |              | 0 | PUERTA T IZQ | MURANO, SOLAR           | 03-07  | UTILITY 4 PTAS. | 19.3X30.0 |
| -  | 3,400   | 3,400   | 6,100 | FQ-21912 |              | 0 | CUARTO T DER | MURANO, ENCAP, SOLAR    | 03-07  | UTILITY 4 PTAS. | 12.5X22.0 |
| -  | 3,400   | 3,400   | 6,100 | FQ-21913 |              | 0 | CUARTO T IZQ | MURANO, ENCAP, SOLAR    | 03-07  | UTILITY 4 PTAS. | 12.5X22.0 |
|    | COTIZAR |         |       | FB-21914 |              | 1 | MEDALLON     | MURANO, DEFROTER, SOLAR | 03-07  | UTILITY 4 PTAS. | 20.5X53.5 |

**MURANO 09-14 UTILITY 4 PUERTAS**

|   |         |       |       |          |  |   |              |                          |       |                 |           |
|---|---------|-------|-------|----------|--|---|--------------|--------------------------|-------|-----------------|-----------|
|   | COTIZAR |       |       | FW-03442 |  | 0 | PARABRISA    | MURANO                   | 09-14 | UTILITY 4 PTAS. | 42.0X58.0 |
|   | COTIZAR |       |       | FW-03424 |  | 0 | PARABRISA    | MURANO, SENSOR DE LLUVIA | 09-14 | UTILITY 4 PTAS. | 42.0X58.0 |
|   | COTIZAR |       |       | FW-02914 |  | 0 | PARABRISA    | MURANO, TERCER VISOR     | 09-14 | UTILITY 4 PTAS. | 42.0X58.0 |
|   | COTIZAR |       |       | FW-02915 |  | 0 | PARABRISA    | SENS LLU, TERCER VISOR   | 09-14 | UTILITY 4 PTAS. | 42.0X58.0 |
| - | 3,400   | -     | -     | FD-23776 |  | 0 | PUERTA D DER | MURANO, SOLAR            | 09-14 | UTILITY 4 PTAS. | 19.0X34.0 |
| - | 3,400   | -     | -     | FD-23777 |  | 0 | PUERTA D IZQ | MURANO, SOLAR            | 09-14 | UTILITY 4 PTAS. | 19.0X34.0 |
| - | 3,300   | 3,300 | 5,900 | FD-23778 |  | 0 | PUERTA T DER | MURANO, SOLAR            | 09-14 | UTILITY 4 PTAS. | 19.0X28.0 |
| - | 3,300   | 3,300 | 5,900 | FD-23779 |  | 0 | PUERTA T IZQ | MURANO, SOLAR            | 09-14 | UTILITY 4 PTAS. | 19.0X28.0 |
| - | 4,500   | 4,500 | 6,300 | FQ-23780 |  | 0 | CUARTO T DER | MURANO, ENCAP, SOLAR     | 09-14 | UTILITY 4 PTAS. | 17.0X23.0 |
| - | 4,500   | 4,500 | 6,300 | FQ-23781 |  | 0 | CUARTO T IZQ | MURANO, ENCAP, SOLAR     | 09-14 | UTILITY 4 PTAS. | 17.0X23.0 |
|   | COTIZAR |       |       | FB-23782 |  | 1 | MEDALLON     | MURANO, DEF, SOLAR       | 09-14 | UTILITY 4 PTAS. | 20.0X50.5 |

**MURANO 15-16 UTILITY 4 PUERTAS**


|   |         |       |       |          |  |   |              |                                     |       |                |           |
|---|---------|-------|-------|----------|--|---|--------------|-------------------------------------|-------|----------------|-----------|
|   | COTIZAR |       |       | FW-04071 |  | 0 | PARABRISA    | SOLAR, TERCER VISOR, ACOUST INTER   | 15-16 | UTILITY 4 PTAS | S/M       |
| - | 3,500   | -     | -     | FD-26452 |  | 0 | PUERTA D DER | SOLAR                               | 15-16 | UTILITY 4 PTAS | 23.5X40.8 |
| - | 3,500   | -     | -     | FD-26453 |  | 0 | PUERTA D IZQ | SOLAR                               | 15-16 | UTILITY 4 PTAS | 23.5X40.8 |
| - | 3,400   | 3,400 | 6,500 | FD-26454 |  | 0 | PUERTA T DER | SOLAR                               | 15-16 | UTILITY 4 PTAS | S/M       |
| - | 3,400   | 3,400 | 6,500 | FD-26455 |  | 0 | PUERTA T IZQ | SOLAR                               | 15-16 | UTILITY 4 PTAS | S/M       |
|   | COTIZAR |       |       | FQ-26461 |  | 0 | CUARTO T DER | ANT, ENCAPSULADO, SOL, MOLD CROMADO | 15-16 | UTILITY 4 PTAS | S/M       |
|   | COTIZAR |       |       | FQ-26462 |  | 0 | CUARTO T IZQ | ANT, ENCAPSULADO, SOL, MOLD CROMADO | 15-16 | UTILITY 4 PTAS | S/M       |
| - | 3,600   | 3,600 | 7,000 | FQ-26456 |  | 0 | CUARTO T DER | ENCAP, SOLAR, MOLD CROMADO          | 15-16 | UTILITY 4 PTAS | S/M       |
| - | 3,600   | 3,600 | 7,000 | FQ-26457 |  | 0 | CUARTO T IZQ | ENCAP, SOLAR, MOLD CROMADO          | 15-16 | UTILITY 4 PTAS | S/M       |
|   | COTIZAR |       |       | FB-26458 |  | 1 | MEDALLON     | DEFROTE, PERFO, SOLAR               | 15-16 | UTILITY 4 PTAS | S/M       |

**MURANO 11-14 CONVERTIBLE 2 PUERTAS**

|   |         |       |       |          |  |   |            |               |       |                       |     |
|---|---------|-------|-------|----------|--|---|------------|---------------|-------|-----------------------|-----|
|   | COTIZAR |       |       | FW-03424 |  | 0 | PARABRISA  | MURANO        | 11-14 | CONVERTIBLE 2 PUERTAS | S/M |
| - | 4,000   | 4,000 | -     | FD-25147 |  | 0 | PUERTA DER | MURANO, SOLAR | 11-14 | CONVERTIBLE 2 PUERTAS | S/M |
| - | 4,000   | 4,000 | -     | FD-25148 |  | 0 | PUERTA IZQ | MURANO, SOLAR | 11-14 | CONVERTIBLE 2 PUERTAS | S/M |
| - | 3,900   | 3,900 | 7,000 | FQ-25149 |  | 0 | CUARTO DER | MURANO, SOLAR | 11-14 | CONVERTIBLE 2 PUERTAS | S/M |
| - | 3,900   | 3,900 | 7,000 | FQ-25150 |  | 0 | CUARTO IZQ | MURANO, SOLAR | 11-14 | CONVERTIBLE 2 PUERTAS | S/M |




INDUSTRIA DE CRISTAL TEMPLADO, SA DE CV



| CL | TX      | IZQ FOR | PRIV | CLAVE    | EQUIVALENCIA | Ø | PARTE    | ACCESORIOS            | MODELO | TIPO                  | MEDIDAS |
|----|---------|---------|------|----------|--------------|---|----------|-----------------------|--------|-----------------------|---------|
|    | COTIZAR |         |      | FB-26146 |              | 0 | MEDALLON | DEF, SOLAR, REPUESTO  | 11-14  | CONVERTIBLE 2 PUERTAS | S/M     |
|    | COTIZAR |         |      | FB-26147 |              | 0 | MEDALLON | MURANO, SOLAR,DEFROTE | 11-14  | CONVERTIBLE 2 PUERTAS | S/M     |



INDUSTRIA DE CRISTAL TEMPLADO, SA DE CV



| CL | TX | IZQ FOR | PRIV | CLAVE | EQUIVALENCIA | Ø | PARTE | ACCESORIOS | MODELO | TIPO | MEDIDAS |
|----|----|---------|------|-------|--------------|---|-------|------------|--------|------|---------|
|----|----|---------|------|-------|--------------|---|-------|------------|--------|------|---------|

**NV 12-16 VAN**

|   |       |       |        |          |          |   |              |                                  |       |     |           |
|---|-------|-------|--------|----------|----------|---|--------------|----------------------------------|-------|-----|-----------|
|   |       |       |        | COTIZAR  | FW-03456 | 0 | PARABRISA    | NV                               | 12-16 | VAN | 31.2X69.0 |
| - | 2,900 | 2,900 | -      | FV-25199 |          | 0 | ALETA D DER  | NV                               | 12-16 | VAN | 7.1X16.7  |
| - | 2,900 | 2,900 | -      | FV-25200 |          | 0 | ALETA D IZQ  | NV                               | 12-16 | VAN | 7.1X16.7  |
| - | 3,800 | 3,800 | -      | FD-25201 |          | 0 | PUERTA D DER | NV                               | 12-16 | VAN | 25.7X34.1 |
| - | 3,800 | 3,800 | -      | FD-25202 |          | 0 | PUERTA D IZQ | NV                               | 12-16 | VAN | 25.7X34.1 |
|   |       |       |        | COTIZAR  | FD-25203 | 0 | PUERTA T DER | ENCAP, PUERTA CORREDIZA DE CARGA | 12-16 | VAN | 24.0X51.0 |
|   |       |       |        | COTIZAR  | FD-25204 | 4 | PUERTA T IZQ | ENCAP, PERFO, ESTACIONARIO       | 12-16 | VAN | 23.0X51.0 |
|   |       |       |        | COTIZAR  | FQ-25205 | 0 | CUARTO T DER | ENCAPSULADO                      | 12-16 | VAN | 22.0X56.0 |
|   |       |       |        | COTIZAR  | FQ-25206 | 0 | CUARTO T IZQ | ENCAPSULADO                      | 12-16 | VAN | 22.0X56.0 |
|   |       |       |        | COTIZAR  | FD-26482 | 0 | PUERTA T DER | SOLAR, PUERTA CORREDIZA DE CARGA | 12-16 | VAN | 20.6X43.4 |
|   |       |       |        | COTIZAR  | FD-26483 | 0 | PUERTA T DER | CORREDIZO, SOLAR, ESTACIONARIO   | 12-16 | VAN | 20.6X43.4 |
|   |       |       |        | COTIZAR  | FD-26484 | 0 | PUERTA T IZQ | SOLAR, MOVIL                     | 12-16 | VAN | 21.3X46.4 |
|   |       |       |        | COTIZAR  | FD-26485 | 0 | LADO T DER   | SOLAR, ESTACIONARIO              | 12-16 | VAN | 23.7X30.4 |
|   |       |       |        | COTIZAR  | FD-26486 | 0 | LADO T IZQ   | SOLAR, ESTACIONARIO              | 12-16 | VAN | 23.7X30.4 |
|   |       |       |        | COTIZAR  | FQ-26487 | 0 | CUARTO T DER | SOLAR, ESTACIONARIO              | 12-16 | VAN | 20.6X54.9 |
|   |       |       |        | COTIZAR  | FQ-26488 | 0 | CUARTO T IZQ | SOLAR, MOVIL                     | 12-16 | VAN | 20.6X54.9 |
|   |       |       |        | COTIZAR  | FS-26489 | 0 | CUARTO       | SOLAR, LADO TSUPERIOR            | 12-16 | VAN | 17.5X31.0 |
| - | 8,000 | 8,000 | 10,000 | FB-25208 |          | 0 | MEDALLON DER | NV                               | 12-16 | VAN | S/M       |
| - | 8,000 | 8,000 | 10,000 | FB-25209 |          | 0 | MEDALLON IZQ | NV                               | 12-16 | VAN | S/M       |
|   |       |       |        | COTIZAR  | FB-25210 | 0 | MEDALLON DER | DEFROSTER                        | 12-16 | VAN | S/M       |
|   |       |       |        | COTIZAR  | FB-25211 | 0 | MEDALLON IZQ | DEFROSTER                        | 12-16 | VAN | S/M       |

**NV 200 13-15 CARGO VAN**

|   |       |       |   |          |          |   |              |                                  |       |           |           |
|---|-------|-------|---|----------|----------|---|--------------|----------------------------------|-------|-----------|-----------|
|   |       |       |   | COTIZAR  | FW-03754 | 0 | PARABRISA    | SOLAR                            | 13-15 | CARGO VAN | S/M       |
| - | 2,800 | 2,800 | - | FV-25927 |          | 0 | ALETA D DER  | SOLAR, ENCAPSULADO               | 13-15 | CARGO VAN | S/M       |
| - | 2,800 | 2,800 | - | FV-25928 |          | 0 | ALETA D IZQ  | SOLAR, ENCAPSULADO               | 13-15 | CARGO VAN | S/M       |
| - | 3,600 | 3,600 | - | FD-25929 |          | 0 | PUERTA D DER | SOLAR                            | 13-15 | CARGO VAN | S/M       |
| - | 3,600 | 3,600 | - | FD-25930 |          | 0 | PUERTA D IZQ | SOLAR                            | 13-15 | CARGO VAN | S/M       |
|   |       |       |   | COTIZAR  | FD-26255 | 0 | PUERTA T DER | SOLAR, CARGA PUERTA CORREDIZA    | 13-15 | CARGO VAN | S/M       |
|   |       |       |   | COTIZAR  | FD-26256 | 0 | PUERTA T IZQ | SOLAR, CARGA PUERTA CORREDIZA    | 13-15 | CARGO VAN | S/M       |
|   |       |       |   | COTIZAR  | FD-26490 | 0 | PUERTA T DER | SOL, ESTACIO, CARG PTA CORREDIZA | 13-15 | CARGO VAN | 17.6X34.1 |
|   |       |       |   | COTIZAR  | FD-26491 | 0 | PUERTA T IZQ | SOL, ESTACIO, CARG PTA CORREDIZA | 13-15 | CARGO VAN | 17.6X34.1 |
|   |       |       |   | COTIZAR  | FD-26492 | 0 | PUERTA T DER | SOLAR, ESTACIONARIO              | 13-15 | CARGO VAN | 17.5X31.0 |
|   |       |       |   | COTIZAR  | FD-26493 | 0 | PUERTA T IZQ | SOLAR, ESTACIONARIO              | 13-15 | CARGO VAN | 17.5X19.4 |
|   |       |       |   | COTIZAR  | FD-26494 | 0 | CUARTO T DER | SOLAR, ESTACIONARIO              | 13-15 | CARGO VAN | 17.6X30.6 |
|   |       |       |   | COTIZAR  | FQ-26495 | 0 | CUARTO T IZQ | SOLAR, ESTACIONARIO              | 13-15 | CARGO VAN | 17.6X30.6 |




INDUSTRIA DE CRISTAL TEMPLADO, SA DE CV



| CL                     | TX | IZQ FOR | PRIV | CLAVE    | EQUIVALENCIA | Ø | PARTE      | ACCESORIOS | MODELO | TIPO      | MEDIDAS |
|------------------------|----|---------|------|----------|--------------|---|------------|------------|--------|-----------|---------|
| NV 200 13-15 CARGO VAN |    |         |      |          |              |   |            |            |        |           |         |
| COTIZAR                |    |         |      | FQ-26257 |              | 0 | CUARTO DER | SOLAR      | 13-15  | CARGO VAN | S/M     |



INDUSTRIA DE CRISTAL TEMPLADO, SA DE CV



| CL | TX      | IZQ FOR | PRIV   | CLAVE    | EQUIVALENCIA | Ø | PARTE        | ACCESORIOS | MODELO | TIPO      | MEDIDAS |
|----|---------|---------|--------|----------|--------------|---|--------------|------------|--------|-----------|---------|
|    | COTIZAR |         |        | FB-26258 |              | 0 | CUARTO IZQ   | SOLAR      | 13-15  | CARGO VAN | S/M     |
| -  | 9,000   | 9,000   | 11,000 | FB-25931 |              | 0 | MEDALLON DER | SOLAR      | 13-15  | CARGO VAN | S/M     |
| -  | 9,000   | 9,000   | 11,000 | FB-25932 |              | 0 | MEDALLON IZQ | SOLAR      | 13-15  | CARGO VAN | S/M     |

**PATHFINDER 87-95 UTILITY 4 PTAS (PICKUP ESTAQUITAS 87-08/PICKUP KING CAB 850 89-04 CREWCABSTD 87-08)**

|         |       |       |       |          |          |   |              |                                  |       |                              |           |
|---------|-------|-------|-------|----------|----------|---|--------------|----------------------------------|-------|------------------------------|-----------|
| COTIZAR |       |       |       | FW-00526 |          | 0 | PARABRISA    | PATHF/PICK KING CAB 850/PICK D21 | 87-90 | UT-CREW 4 /STD-EXT CB 2 PTAS | 27.7X59.0 |
| COTIZAR |       |       |       | FW-00527 |          | 0 | PARABRISA    | ANTENA                           | 90-92 | UT-CREW 4 /STD-EXT CB 2 PTAS | 27.7X59.0 |
| COTIZAR |       |       |       | FW-00749 |          | 0 | PARABRISA    | PATHFINDER/850 PICKUP            | 93-95 | UTILITY 4/ CAB EXT 2 PTAS    | 27.7X59.0 |
| 2,600   | 2,800 | -     | -     | FD-00342 | FD-03226 | 0 | PUERTA D DER | PATHF/PICK KING CAB 850/PICK D21 | 87-95 | UT-CREW 4/STD-EXT CB 2 PTAS  | 20.0X35.5 |
| 2,600   | 2,800 | -     | -     | FD-00343 | FD-03227 | 0 | PUERTA D IZQ | PATHF/PICK KING CAB 850/PICK D21 | 87-95 | UT-CREW 4/STD-EXT CB 2 PTAS  | 20.0X35.5 |
| 2,400   | 2,600 | 2,600 | 3,500 | FD-04281 |          | 0 | PUERTA T DER | PATHFINDER                       | 87-95 | UTILITY 4 PTAS.              | 16.5X20.0 |
| 2,400   | 2,600 | 2,600 | 3,500 | FD-04282 |          | 0 | PUERTA T IZQ | PATHFINDER                       | 87-95 | UTILITY 4 PTAS.              | 16.5X20.0 |
| 1,400   | 1,600 | 1,600 | 2,500 | FV-04283 |          | 0 | ALETA T DER  | PATHFINDER                       | 87-95 | UTILITY 4 PTAS.              | 9.5X17.03 |
| 1,400   | 1,600 | 1,600 | 2,500 | FV-04284 |          | 0 | ALETA T IZQ  | PATHFINDER                       | 87-95 | UTILITY 4 PTAS.              | 9.5X17.03 |
| 2,400   | 2,600 | 2,600 | 4,500 | FQ-04285 |          | 0 | CUARTO T DER | PATHFINDER                       | 87-95 | UTILITY 4 PTAS.              | 18.2X25.3 |
| 2,400   | 2,600 | 2,600 | 4,500 | FQ-04286 |          | 0 | CUARTO T IZQ | PATHFINDER                       | 87-95 | UTILITY 4 PTAS.              | 18.2X25.3 |
| COTIZAR |       |       |       | FB-03463 |          | 0 | MEDALLON     | DEFROSTER, RESISTENTE, MOVI      | 87-95 | UTILITY 4 PTAS.              | 20.5X55.0 |
| COTIZAR |       |       |       | FB-03464 |          | 0 | MEDALLON     | PATHFINDER                       | 87-95 | UTILITY 4 PTAS.              | 20.5X55.0 |
| COTIZAR |       |       |       | FB-03465 |          | 0 | MEDALLON     | DEFROSTER, RESISTENTE, FIJO      | 87-95 | UTILITY 4 PTAS.              | 20.5X55.0 |

**PATHFINDER 96-04 UTILITY 4 PUERTAS (INFINITY QX4 98-04)**

|         |       |       |       |          |  |   |              |                        |       |                 |           |
|---------|-------|-------|-------|----------|--|---|--------------|------------------------|-------|-----------------|-----------|
| COTIZAR |       |       |       | FW-02000 |  | 0 | PARABRISA    | PATHFINDER/QX4         | 96-04 | UTILITY 4 PTAS. | 30.7X58.5 |
| COTIZAR |       |       |       | FW-02012 |  | 0 | PARABRISA    | PATHFINDER/QX4, ANTENA | 96-04 | UTILITY 4 PTAS. | 30.7X58.5 |
| -       | 2,800 | -     | -     | FD-20017 |  | 0 | PUERTA D DER | PATHFINDER/QX4         | 98-04 | UTILITY 4 PTAS. | 21.0X34.0 |
| -       | 2,800 | -     | -     | FD-20018 |  | 0 | PUERTA D IZQ | PATHFINDER/QX4         | 98-04 | UTILITY 4 PTAS. | 21.0X34.0 |
| -       | 2,700 | 2,700 | 4,000 | FD-20019 |  | 0 | PUERTA T DER | PATHFINDER/QX4         | 98-04 | UTILITY 4 PTAS. | 21.0X18.5 |
| -       | 2,700 | 2,700 | 4,000 | FD-20020 |  | 0 | PUERTA T IZQ | PATHFINDER/QX4         | 98-04 | UTILITY 4 PTAS. | 21.0X18.5 |
| -       | 1,600 | 1,600 | 2,500 | FV-20021 |  | 0 | ALETA T DER  | PATHFINDER/QX4         | 98-04 | UTILITY 4 PTAS. | 9.5X18.05 |
| -       | 1,600 | 1,600 | 2,500 | FV-20022 |  | 0 | ALETA T IZQ  | PATHFINDER/QX4         | 98-04 | UTILITY 4 PTAS. | 9.5X18.05 |
| -       | 2,800 | 2,800 | 4,500 | FQ-20023 |  | 0 | CUARTO T DER | PATHFINDER/QX4         | 96-04 | UTILITY 4 PTAS. | 20.5X32.0 |
| -       | 2,800 | 2,800 | 4,500 | FQ-20024 |  | 0 | CUARTO T IZQ | PATHFINDER/QX4         | 96-04 | UTILITY 4 PTAS. | 20.5X32.0 |
| COTIZAR |       |       |       | FQ-21028 |  | 0 | CUARTO T DER | PATHFINDER/QX4, ANTENA | 99-04 | UTILITY 4 PTAS. | 20.5X32.0 |
| COTIZAR |       |       |       | FQ-22420 |  | 0 | CUARTO T IZQ | PATHFINDER, SOLAR      | 01-04 | UTILITY 4 PTAS. | 20.5X32.0 |
| COTIZAR |       |       |       | FQ-22421 |  | 0 | CUARTO T DER | PATHFINDER, SOLAR      | 01-04 | UTILITY 4 PTAS. | 20.5X32.0 |


**PATHFINDER 96-04 UTILITY 4 PUERTAS (INFINITY QX4 98-04)**

|  |       |       |        |          |  |    |          |                           |       |                 |           |
|--|-------|-------|--------|----------|--|----|----------|---------------------------|-------|-----------------|-----------|
|  | 8,000 | 8,000 | 10,000 | FB-20025 |  | 10 | MEDALLON | PATHFINDER/QX4, DEFROSTER | 96-00 | UTILITY 4 PTAS. | 20.0X54.0 |
|  | 8,000 | 8,000 | 10,000 | FB-21582 |  | 7  | MEDALLON | PATHFINDER                | 01-04 | UTILITY 4 PTAS. | 20.0X54.0 |

**PATHFINDER 05-12 UTILITY 4 PTAS (X- TERRA 05-12/PICKUP FRONTIER 05-12/SUZUKI EQUATOR 09-12)**




INDUSTRIA DE CRISTAL TEMPLADO, SA DE CV



| CL | TX      | IZQ FOR | PRIV | CLAVE    | EQUIVALENCIA | Ø | PARTE     | ACCESORIOS                         | MODELO | TIPO                     | MEDIDAS   |
|----|---------|---------|------|----------|--------------|---|-----------|------------------------------------|--------|--------------------------|-----------|
|    | COTIZAR |         |      | FW-02510 |              | 0 | PARABRISA | PATHFINDER/PICK FRON/X-TER/EQ, SOL | 05-12  | UT-CREW 4/EXT CAB 2 PTAS | 33.1X60.2 |



INDUSTRIA DE CRISTAL TEMPLADO, SA DE CV



| CL      | TX    | IZQ FOR | PRIV   | CLAVE    | EQUIVALENCIA | Ø | PARTE        | ACCESORIOS                         | MODELO | TIPO                     | MEDIDAS   |
|---------|-------|---------|--------|----------|--------------|---|--------------|------------------------------------|--------|--------------------------|-----------|
| -       | 3,000 | 3,000   | -      | FD-22456 |              | 0 | PUERTA D DER | PATHFINDER/PICK FRON/X-TER/EQ, SOL | 05-12  | UT-CREW 4/EXT CAB 2 PTAS | 23.5X32.6 |
| -       | 3,000 | 3,000   | -      | FD-22457 |              | 0 | PUERTA D IZQ | PATHFINDER/PICK FRON/X-TER/EQ, SOL | 05-12  | UT-CREW 4/EXT CAB 2 PTAS | 23.5X32.6 |
| -       | 2,900 | 2,900   | 4,500  | FD-22483 |              | 0 | PUERTA T DER | PATHFINDER, SOLAR                  | 05-12  | UTILITY 4 PTAS.          | 21.2X22.7 |
| -       | 2,900 | 2,900   | 4,500  | FD-22484 |              | 0 | PUERTA T IZQ | PATHFINDER, SOLAR                  | 05-12  | UTILITY 4 PTAS.          | 21.2X22.7 |
| -       | 1,700 | 1,700   | 2,700  | FV-22485 |              | 0 | ALETA T DER  | PATHFINDER, SOLAR                  | 05-12  | UTILITY 4 PTAS.          | 11.5X19.5 |
| -       | 1,700 | 1,700   | 2,700  | FV-22486 |              | 0 | ALETA T IZQ  | PATHFINDER, SOLAR                  | 05-12  | UTILITY 4 PTAS.          | 11.5X19.5 |
| -       | 3,500 | 3,500   | 5,400  | FQ-22487 |              | 0 | CUARTO T DER | PATHFINDER, ANT, ENCAP, SOLAR      | 05-12  | UTILITY 4 PTAS.          | 18.0X34.5 |
| -       | 3,500 | 3,500   | 5,400  | FQ-22488 |              | 0 | CUARTO T IZQ | PATHFINDER, ANT, ENCAP, SOLAR      | 05-12  | UTILITY 4 PTAS.          | 18.0X34.5 |
| COTIZAR |       |         |        | FQ-22593 |              | 0 | CUARTO T DER | ANT, ENCAP, REVERSO, SOLAR         | 05-12  | UTILITY 4 PTAS.          | 18.0X34.5 |
| -       | 9,000 | 9,000   | 11,000 | FB-22489 |              | 8 | MEDALLON     | PATHFINDER, ANT, ENCAP, SOLAR      | 05-12  | UTILITY 4 PTAS.          | 19.5X52.3 |

**PATHFINDER/ HYBRID 13-16 UTILITY 4 PUERTAS**

|         |        |        |        |          |  |   |              |                           |       |                   |           |
|---------|--------|--------|--------|----------|--|---|--------------|---------------------------|-------|-------------------|-----------|
| COTIZAR |        |        |        | FW-03579 |  | 0 | PARABRISA    | SOLAR, RETROVISOR INT     | 13-16 | UTILITY 4 PUERTAS | 43.9X62.1 |
| -       | 3,600  | -      | -      | FD-25711 |  | 0 | PUERTA D DER | SOLAR                     | 13-16 | UTILITY 4 PUERTAS | 24.0X32.5 |
| -       | 3,600  | -      | -      | FD-25712 |  | 0 | PUERTA D IZQ | SOLAR                     | 13-16 | UTILITY 4 PUERTAS | 24.0X32.5 |
| -       | 3,500  | 3,500  | 5,000  | FD-25713 |  | 0 | PUERTA T DER | SOLAR                     | 13-16 | UTILITY 4 PUERTAS | 22.5X33.0 |
| -       | 3,500  | 3,500  | 5,000  | FD-25714 |  | 0 | PUERTA T IZQ | SOLAR                     | 13-16 | UTILITY 4 PUERTAS | 22.5X33.0 |
| -       | 4,000  | 4,000  | 6,000  | FQ-25715 |  | 0 | CUARTO T DER | ENCAPSULADO, SOLAR        | 13-16 | UTILITY 4 PUERTAS | 16.3X28.0 |
| -       | 4,000  | 4,000  | 6,000  | FQ-25716 |  | 0 | CUARTO T IZQ | ENCAPSULADO, SOLAR        | 13-16 | UTILITY 4 PUERTAS | 16.3X28.0 |
| -       | 10,000 | 10,000 | 12,000 | FB-25717 |  | 0 | MEDALLON     | DEFROSTER, 1 PERFO, SOLAR | 13-16 | UTILITY 4 PUERTAS | 19.0X56.0 |

**PICKUP DATSUN 520, 521 65-80 STANDARD CAB 2 PUERTAS**

|         |       |   |   |           |           |   |                 |                |       |                      |           |
|---------|-------|---|---|-----------|-----------|---|-----------------|----------------|-------|----------------------|-----------|
| COTIZAR |       |   |   | FW-00197  |           | 0 | PARABRISA       | DATSUN 520,521 | 65-71 | STANDARD CAB 2 PTAS. | 21.9X51.9 |
| 1,400   | 1,600 | - | - | FTV-00198 |           | 0 | ALETA D DER/IZQ | DATSUN 520,521 | 65-71 | STANDARD CAB 2 PTAS. | 10.0X14.0 |
| 2,200   | 2,400 | - | - | FTD-00199 | FTD-01971 | 0 | PUERTA DER/IZQ  | DATSUN 520,521 | 72-80 | STANDARD CAB 2 PTAS. | 16.0X22.0 |
| 3,000   | 3,200 | - | - | FTB-00200 |           | 0 | MEDALLON        | DATSUN 520,521 | 72-80 | STANDARD CAB 2 PTAS. | 18.0X32.0 |

**PICKUP 620 72-80 STANDARD CAB 2 PUERTAS**

|         |       |   |   |          |  |   |            |            |       |                     |           |
|---------|-------|---|---|----------|--|---|------------|------------|-------|---------------------|-----------|
| COTIZAR |       |   |   | FW-00271 |  | 0 | PARABRISA  | PICKUP 620 | 72-80 | STD/EXT CAB 2 PTAS. | 22.1X55.1 |
| 2,400   | 2,600 | - | - | FD-01555 |  | 0 | PUERTA DER | PICKUP 620 | 72-80 | STD/EXT CAB 2 PTAS. | 18.0X32.0 |

**PICKUP 620 72-80 STANDARD CAB 2 PUERTAS**

|       |       |   |   |           |  |   |            |            |       |                     |           |
|-------|-------|---|---|-----------|--|---|------------|------------|-------|---------------------|-----------|
| 2,400 | 2,600 | - | - | FD-01556  |  | 0 | PUERTA IZQ | PICKUP 620 | 72-80 | STD/EXT CAB 2 PTAS. | 18.0X32.0 |
| 3,000 | 3,200 | - | - | FTB-01142 |  | 0 | MEDALLON   | PICKUP 620 | 72-80 | STD/EXT CAB 2 PTAS. | 10.6X46.0 |

**PICKUP 620 72-80 EXTENDED CAB 2 PUERTAS**

|         |       |   |   |          |  |   |            |            |       |                      |           |
|---------|-------|---|---|----------|--|---|------------|------------|-------|----------------------|-----------|
| COTIZAR |       |   |   | FW-00271 |  | 0 | PARABRISA  | PICKUP 620 | 72-80 | EXT/STD CAB 2 PTAS.  | 22.1X55.1 |
| 2,400   | 2,600 | - | - | FD-01555 |  | 0 | PUERTA DER | PICKUP 620 | 72-80 | EXT/STD CAB 2 PTAS.  | 18.0X32.0 |
| 2,400   | 2,600 | - | - | FD-01556 |  | 0 | PUERTA IZQ | PICKUP 620 | 72-80 | EXT/STD CAB 2 PTAS.  | 18.0X32.0 |
| 2,300   | 2,500 | - | - | FQ-01557 |  | 0 | CUARTO DER | PICKUP 620 | 72-80 | EXTENDED CAB 2 PTAS. | 7.0X13.0  |



INDUSTRIA DE CRISTAL TEMPLADO, SA DE CV




| CL    | TX    | IZQ FOR | PRIV | CLAVE     | EQUIVALENCIA | Ø | PARTE      | ACCESORIOS | MODELO | TIPO                 | MEDIDAS   |
|-------|-------|---------|------|-----------|--------------|---|------------|------------|--------|----------------------|-----------|
| 2,300 | 2,500 | -       | -    | FQ-01558  |              | 0 | CUARTO IZQ | PICKUP 620 | 72-80  | EXTENDED CAB 2 PTAS. | 7.0X13.0  |
| 3,000 | 3,200 | -       | -    | FTB-01149 |              | 0 | MEDALLON   | PICKUP 620 | 72-80  | EXT/STD CAB 2 PTAS.  | 13.0X49.0 |

**PICKUP 720 81-93 STANDARD CAB 2 PUERTAS**

|  |         |  |  |          |  |   |           |            |       |                           |           |
|--|---------|--|--|----------|--|---|-----------|------------|-------|---------------------------|-----------|
|  | COTIZAR |  |  | FW-00413 |  | 0 | PARABRISA | PICKUP 720 | 81-93 | STD-EXT 2/CREW CAB 4 PTAS | 24.3X54.5 |
|--|---------|--|--|----------|--|---|-----------|------------|-------|---------------------------|-----------|



INDUSTRIA DE CRISTAL TEMPLADO, SA DE CV



| CL    | TX    | IZQ FOR | PRIV  | CLAVE     | EQUIVALENCIA | Ø | PARTE      | ACCESORIOS            | MODELO | TIPO                      | MEDIDAS   |
|-------|-------|---------|-------|-----------|--------------|---|------------|-----------------------|--------|---------------------------|-----------|
| 1,400 | 1,600 | -       | -     | FV-01982  |              | 1 | ALETA DER  | PICKUP 720            | 81-93  | STD-EXT 2/CREW CAB 4 PTAS | 11.5X6.05 |
| 1,400 | 1,600 | -       | -     | FV-01983  |              | 1 | ALETA IZQ  | PICKUP 720            | 81-93  | STD-EXT 2/CREW CAB 4 PTAS | 11.5X6.05 |
| 2,600 | 2,800 | -       | -     | FD-00201  |              | 0 | PUERTA DER | PICKUP 720, S/ALETA   | 84-93  | STD-EXT 2/CREW CAB 4 PTAS | 18.3X31.5 |
| 2,600 | 2,800 | -       | -     | FD-00202  |              | 0 | PUERTA IZQ | PICKUP 720, S/ALETA   | 84-93  | STD-EXT 2/CREW CAB 4 PTAS | 18.3X31.5 |
| 2,400 | 2,600 | -       | -     | FD-01984  |              | 0 | PUERTA DER | PICKUP 720, C/ALETA   | 81-93  | STD-EXT 2/CREW CAB 4 PTAS | 18.3X23.7 |
| 2,400 | 2,600 | -       | -     | FD-01985  |              | 0 | PUERTA IZQ | PICKUP 720, C/ALETA   | 81-93  | STD-EXT 2/CREW CAB 4 PTAS | 18.3X23.7 |
| 3,300 | 3,500 | 3,500   | 5,000 | FTB-01988 | FB-01990     | 0 | MEDALLON   | PICKUP 720, DEFROSTER | 81-93  | STD-EXT 2/CREW CAB 4 PTAS | 12.8X49.4 |

**PICKUP 720 80-86 EXTENDED CAB 2 PUERTAS**

| COTIZAR |       |       |       | FW-00413  |          | Ø | PARABRISA   | PICKUP 720             | 80-86 | EXT-STD 2/CREW CAB 4 PTAS | 24.3X54.5 |
|---------|-------|-------|-------|-----------|----------|---|-------------|------------------------|-------|---------------------------|-----------|
| 1,400   | 1,600 | -     | -     | FV-01982  |          | 1 | ALETA D DER | PICKUP 720 EXTENDIDA   | 80-86 | EXT-STD 2/CREW CAB 4 PTAS | 11.5X6.05 |
| 1,400   | 1,600 | -     | -     | FV-01983  |          | 1 | ALETA D IZQ | PICKUP 720 EXTENDIDA   | 80-86 | EXT-STD 2/CREW CAB 4 PTAS | 11.5X6.05 |
| 2,600   | 2,800 | -     | -     | FD-00201  |          | 0 | PUERTA DER  | PICKUP 720, S/ALETA    | 80-86 | EXT-STD 2/CREW CAB 4 PTAS | 18.3X31.5 |
| 2,600   | 2,800 | -     | -     | FD-00202  |          | 0 | PUERTA IZQ  | PICKUP 720, S/ALETA    | 80-86 | EXT-STD 2/CREW CAB 4 PTAS | 18.3X31.5 |
| 2,400   | 2,600 | -     | -     | FD-01984  |          | 0 | PUERTA DER  | PICKUP 720, C/ALETA    | 84-86 | EXT-STD 2/CREW CAB 4 PTAS | 18.3X23.7 |
| 2,400   | 2,600 | -     | -     | FD-01985  |          | 0 | PUERTA IZQ  | PICKUP 720, C/ALETA    | 84-86 | EXT-STD 2/CREW CAB 4 PTAS | 18.3X23.7 |
| 2,600   | 2,800 | -     | -     | FQ-01986  |          | 3 | CUARTO DER  | PICKUP 720             | 80-86 | EXTENDED CAB 2 PTAS.      | 12.0X17.0 |
| 2,600   | 2,800 | -     | -     | FQ-01987  |          | 3 | CUARTO IZQ  | PICKUP 720             | 80-86 | EXTENDED CAB 2 PTAS.      | 12.0X17.0 |
| 3,300   | 3,500 | 3,500 | 5,000 | FTB-01988 | FB-01990 | 0 | MEDALLON    | PICKUP 720 , DEFROSTER | 80-86 | EXT-STD 2/CREW CAB 4 PTAS | 12.8X49.4 |

**PICKUP 720 80-86 CREW CAB 4 PUERTAS**


| COTIZAR |       |       |       | FW-00413  |          | Ø | PARABRISA    | PICKUP 720             | 80-86 | CREW 4/EXT-STD CAB 2 PTAS  | 24.3X54.5 |
|---------|-------|-------|-------|-----------|----------|---|--------------|------------------------|-------|----------------------------|-----------|
| 1,400   | 1,600 | -     | -     | FV-01982  |          | 1 | ALETA D DER  | PICKUP 720             | 80-86 | CREW 4/EXT-STD CAB 2 PTAS  | 11.5X6.05 |
| 1,400   | 1,600 | -     | -     | FV-01983  |          | 1 | ALETA D IZQ  | PICKUP 720             | 80-86 | CREW 4/EXT-STD CAB 2 PTAS  | 11.5X6.05 |
| 2,600   | 2,800 | -     | -     | FD-00201  |          | 0 | PUERTA D DER | PICKUP 720, S/ALETA    | 80-86 | CREW 4/EXT-STD CAB 2 PTAS. | 18.3X31.5 |
| 2,600   | 2,800 | -     | -     | FD-00202  |          | 0 | PUERTA D IZQ | PICKUP 720, S/ALETA    | 80-86 | CREW 4/EXT-STD CAB 2 PTAS. | 18.3X31.5 |
| 2,400   | 2,600 | -     | -     | FD-01984  |          | 0 | PUERTA D DER | PICKUP 720, C/ALETA    | 80-86 | CREW 4/EXT-STD CAB 2 PTAS  | 18.3X23.7 |
| 2,400   | 2,600 | -     | -     | FD-01985  |          | 0 | PUERTA D IZQ | PICKUP 720, C/ALETA    | 80-86 | CREW 4/EXT-STD CAB 2 PTAS  | 18.3X23.7 |
| 2,300   | 2,500 | -     | -     | FD-01901  |          | 0 | PUERTA T DER | PICKUP 720             | 80-86 | CREW CAB 4 PTAS.           | 24.0X18.2 |
| 2,300   | 2,500 | -     | -     | FD-01902  |          | 0 | PUERTA T IZQ | PICKUP 720             | 80-86 | CREW CAB 4 PTAS.           | 24.0X18.2 |
| 3,300   | 3,500 | 3,500 | 5,000 | FTB-01988 | FB-01990 | 0 | MEDALLON     | PICKUP 720 , DEFROSTER | 80-86 | CREW 4/EXT-STD CAB 2 PTAS. | 12.8X49.4 |

**PICKUP D-21 87-08 STANDARD CAB 2 PUERTAS (PICKUP KING CAB 850 87-04 / PATHFINDER 87-95)**

| COTIZAR |       |       |       | FW-00526  |               | Ø | PARABRISA    | PICK D21/PICK KING CAB 850/PATH | 87-08 | STD-EXT 2/UT-CREW CAB 4 PTAS | 27.7X59.0 |
|---------|-------|-------|-------|-----------|---------------|---|--------------|---------------------------------|-------|------------------------------|-----------|
| COTIZAR |       |       |       | FW-00527  |               | Ø | PARABRISA    | ANTENA                          | 87-08 | STD-EXT 2/UT-CREW CAB 4 PTAS | 27.7X59.0 |
| 2,600   | 2,800 | -     | -     | FD-00342  | FD-03226      | 0 | PUERTA DER   | PICK D21/PICK KING CAB 850/PATH | 87-08 | STD-EXT 2/UT-CREW CAB 4 PTAS | 20.0X35.5 |
| 2,600   | 2,800 | -     | -     | FD-00343  | FD-03227      | 0 | PUERTA IZQ   | PICK D21/PICK KING CAB 850/PATH | 87-08 | STD-EXT 2/UT-CREW CAB 4 PTAS | 20.0X35.5 |
| 3,400   | 3,600 | 3,600 | 4,500 | FB-00346  |               | 0 | MEDALLON     | PICKUP D21 / D22 / KING CAB 850 | 87-08 | STD 2/CREW CAB 4 PTAS        | 15.0X53.6 |
| 1,400   | 1,600 | 1,600 | 2,500 | FBY-95016 | FBY-95016 L/D | 0 | MEDALLON DER | LATERAL, FIJO, SECCIONADO       | 87-08 | STD 2/CREW CAB 4 PTAS        | 9.5X14.7  |
| 1,400   | 1,600 | 1,600 | 2,500 | FBY-95017 | FBY-95016 L/I | 0 | MEDALLON IZQ | LATERAL, FIJO, SECCIONADO       | 87-08 | STD 2/CREW CAB 4 PTAS        | 9.5X14.7  |



# INDUSTRIA DE CRISTAL TEMPLADO, SA DE CV




| CL    | TX    | IZQ FOR | PRIV  | CLAVE     | EQUIVALENCIA  | Ø | PARTE        | ACCESORIOS                     | MODELO | TIPO                  | MEDIDAS  |
|-------|-------|---------|-------|-----------|---------------|---|--------------|--------------------------------|--------|-----------------------|----------|
| 1,200 | 1,400 | 1,400   | 2,000 | FBY-95018 | FBY-95017 L/D | 2 | MEDALLON DER | CENT, MOVI, SECC, CON Ø ABAJO  | 87-08  | STD 2/CREW CAB 4 PTAS | 9.7X14.8 |
| 1,200 | 1,400 | 1,400   | 2,000 | FBY-95019 | FBY-95017 L/I | 2 | MEDALLON IZQ | CENT, MOVI, SECC, CON Ø ABAJO  | 87-08  | STD 2/CREW CAB 4 PTAS | 9.7X14.8 |
| 1,200 | 1,400 | 1,400   | 2,000 | FBY-95023 |               | 2 | MEDALLON DER | CENT, MOVI, SECC, CON Ø ARRIBA | 87-08  | STD 2/CREW CAB 4 PTAS | S/M      |
| 1,200 | 1,400 | 1,400   | 2,000 | FBY-95024 |               | 2 | MEDALLON IZQ | CENT, MOVI, SECC, CON Ø ARRIBA | 87-08  | STD 2/CREW CAB 4 PTAS | S/M      |

**PICKUP D-21 87-08 CREW CAB 4 PUERTAS** (PICKUP KING CAB 850 87-04 / PATHFINDER 87-95)



INDUSTRIA DE CRISTAL TEMPLADO, SA DE CV



| CL      | TX    | IZQ FOR | PRIV  | CLAVE     | EQUIVALENCIA  | Ø | PARTE        | ACCESORIOS                      | MODELO | TIPO                         | MEDIDAS   |
|---------|-------|---------|-------|-----------|---------------|---|--------------|---------------------------------|--------|------------------------------|-----------|
| COTIZAR |       |         |       | FW-00526  |               | 0 | PARABRISA    | PICK D21/PICK KING CAB 850/PATH | 87-08  | CREW-UT 4/STD-EXT CAB 2 PTAS | 27.7X59.0 |
| COTIZAR |       |         |       | FW-00527  |               | 0 | PARABRISA    | (ANTENA)                        | 87-08  | CREW-UT 4/STD-EXT CAB 2 PTAS | 27.7X59.0 |
| 2,600   | 2,800 | -       | -     | FD-00342  | FD-03226      | 0 | PUERTA D DER | PICK D21/PICK KING CAB 850/PATH | 87-08  | CREW-UT 4/STD-EXT CAB 2 PTAS | 20.0X35.5 |
| 2,600   | 2,800 | -       | -     | FD-00343  | FD-03227      | 0 | PUERTA D IZQ | PICK D21/PICK KING CAB 850/PATH | 87-08  | CREW-UT 4/STD-EXT CAB 2 PTAS | 20.0X35.5 |
| 2,500   | 2,700 | 2,700   | 3,000 | FD-00344  |               | 0 | PUERTA T DER | D-21/850                        | 87-08  | CREW CAB 4 PTAS.             | 22.7X20.3 |
| 2,500   | 2,700 | 2,700   | 3,000 | FD-00345  |               | 0 | PUERTA T IZQ | D-21/850                        | 87-08  | CREW CAB 4 PTAS.             | 22.7X20.3 |
| 3,400   | 3,600 | 3,600   | 4,500 | FB-00346  |               | 0 | MEDALLON     | PICKUP D21 / D22 / KING CAB 850 | 87-08  | CREW 4/STD CAB 2 PTAS.       | 53.6X15.0 |
| 1,400   | 1,600 | 1,600   | 2,500 | FBY-95016 | FBY-95016 L/D | 0 | MEDALLON DER | LATERAL, FIJO, SECCIONADO       | 87-08  | CREW 4/STD CAB 2 PTAS.       | 9.5X14.7  |
| 1,400   | 1,600 | 1,600   | 2,500 | FBY-95017 | FBY-95016 L/I | 0 | MEDALLON IZQ | LATERAL, FIJO, SECCIONADO       | 87-08  | CREW 4/STD CAB 2 PTAS.       | 9.5X14.7  |
| 1,200   | 1,400 | 1,400   | 2,000 | FBY-95018 | FBY-95017 L/D | 2 | MEDALLON DER | CENT, MOVI, SECC, CON Ø ABAJO   | 87-08  | CREW 4/STD CAB 2 PTAS.       | 14.8X9.07 |

**PICKUP D-21 87-08 CREW CAB 4 PUERTAS (PICKUP KING CAB 850 87-04 / PATHFINDER 87-95)**

|       |       |       |       |           |               |   |              |                                |       |                        |           |
|-------|-------|-------|-------|-----------|---------------|---|--------------|--------------------------------|-------|------------------------|-----------|
| 1,200 | 1,400 | 1,400 | 2,000 | FBY-95019 | FBY-95017 L/I | 2 | MEDALLON IZQ | CENT, MOVI, SECC, CON Ø ABAJO  | 87-08 | CREW 4/STD CAB 2 PTAS. | 14.8X9.07 |
| 1,200 | 1,400 | 1,400 | 2,000 | FBY-95023 |               | 2 | MEDALLON DER | CENT, MOVI, SECC, CON Ø ARRIBA | 87-08 | CREW 4/STD CAB 2 PTAS. | S/M       |
| 1,200 | 1,400 | 1,400 | 2,000 | FBY-95024 |               | 2 | MEDALLON IZQ | CENT, MOVI, SECC, CON Ø ARRIBA | 87-08 | CREW 4/STD CAB 2 PTAS. | S/M       |

**PICKUP D-22 09-15 STANDARD CAB 2 PUERTAS (PICKUP FRONTIER 98-05/X-TERRA 00-04)**


|         |       |       |       |           |               |   |              |                                 |       |                             |           |
|---------|-------|-------|-------|-----------|---------------|---|--------------|---------------------------------|-------|-----------------------------|-----------|
| COTIZAR |       |       |       | FW-02070  |               | 0 | PARABRISA    | D-22/FRONTIER/X-TERRA           | 09-15 | STD-EXT 2/UT-CREW CB 4 PTAS | 29.5X58.0 |
| COTIZAR |       |       |       | FW-02229  |               | 0 | PARABRISA    | D-22/FRONTIER/X-TERRA           | 09-15 | STD-EXT 2/UT-CREW CB 4 PTAS | 29.5X58.0 |
| 2,600   | 2,800 | -     | -     | FD-21237  | FD-20370      | 0 | PUERTA DER   | D-22/FRONTIER/X-TERRA           | 09-15 | STD-EXT 2/UT-CREW CB 4 PTAS | 21.5X35.5 |
| 2,600   | 2,800 | -     | -     | FD-21238  | FD-20371      | 0 | PUERTA IZQ   | D-22/FRONTIER/X-TERRA           | 09-15 | STD-EXT 2/UT-CREW CB 4 PTAS | 21.5X35.5 |
| 3,400   | 3,600 | 3,600 | 4,500 | FB-00346  |               | 0 | MEDALLON     | PICKUP D22 / D21 / KING CAB 850 | 09-15 | STD CAB 2/CREW CAB 4 PTAS.  | 15.0X53.6 |
| 1,400   | 1,600 | 1,600 | 2,500 | FBY-95016 | FBY-95016 L/D | 0 | MEDALLON DER | LATERAL, FIJO, SECCIONADO       | 87-08 | STD CAB 2/CREW CAB 4 PTAS.  | 9.5X14.7  |
| 1,400   | 1,600 | 1,600 | 2,500 | FBY-95017 | FBY-95016 L/I | 0 | MEDALLON IZQ | LATERAL, FIJO, SECCIONADO       | 87-08 | STD CAB 2/CREW CAB 4 PTAS.  | 9.5X14.7  |
| 1,200   | 1,400 | 1,400 | 2,000 | FBY-95018 | FBY-95017 L/D | 2 | MEDALLON DER | CENT, MOVI, SECC, CON Ø ABAJO   | 87-08 | STD CAB 2/CREW CAB 4 PTAS.  | 14.8X9.07 |
| 1,200   | 1,400 | 1,400 | 2,000 | FBY-95019 | FBY-95017 L/I | 2 | MEDALLON IZQ | CENT, MOVI, SECC, CON Ø ABAJO   | 87-08 | STD CAB 2/CREW CAB 4 PTAS.  | 14.8X9.07 |
| 1,200   | 1,400 | 1,400 | 2,000 | FBY-95023 |               | 2 | MEDALLON DER | CENT, MOVI, SECC, CON Ø ARRIBA  | 87-08 | STD CAB 2/CREW CAB 4 PTAS.  | S/M       |
| 1,200   | 1,400 | 1,400 | 2,000 | FBY-95024 |               | 2 | MEDALLON IZQ | CENT, MOVI, SECC, CON Ø ARRIBA  | 87-08 | STD CAB 2/CREW CAB 4 PTAS.  | S/M       |

**PICKUP D-22 09-15 CREW CAB 4 PUERTAS (PICKUP FRONTIER 98-05/X-TERRA 00-04)**

|         |       |       |       |           |               |   |              |                                 |       |                             |           |
|---------|-------|-------|-------|-----------|---------------|---|--------------|---------------------------------|-------|-----------------------------|-----------|
| COTIZAR |       |       |       | FW-02229  |               | 0 | PARABRISA    | D-22/FRONTIER/X-TERRA           | 09-15 | STD-EXT 2/UT-CREW CB 4 PTAS | 29.5X58.0 |
| COTIZAR |       |       |       | FW-02070  |               | 0 | PARABRISA    | D-22/FRONTIER/X-TERRA           | 09-15 | STD-EXT 2/UT-CREW CB 4 PTAS | 29.5X58.0 |
| 2,600   | 2,800 | -     | -     | FD-21237  | FD-20370      | 0 | PUERTA D DER | D-22/FRONTIER/X-TERRA           | 09-15 | STD-EXT 2/UT-CREW CB 4 PTAS | 21.5X35.5 |
| 2,600   | 2,800 | -     | -     | FD-21238  | FD-20371      | 0 | PUERTA D IZQ | D-22/FRONTIER/X-TERRA           | 09-15 | STD-EXT 2/UT-CREW CB 4 PTAS | 21.5X35.5 |
| 2,500   | 2,700 | 2,700 | 3,500 | FD-20774  |               | 0 | PUERTA T DER | D-22/FRONTIER/X-TERRA           | 09-15 | CREW CAB 4 PTAS.            | 21.0X23.0 |
| 2,500   | 2,700 | 2,700 | 3,500 | FD-20775  |               | 0 | PUERTA T IZQ | D-22/FRONTIER/X-TERRA           | 09-15 | CREW CAB 4 PTAS.            | 21.0X23.0 |
| 3,400   | 3,600 | 3,600 | 4,500 | FB-00346  |               | 0 | MEDALLON     | PICKUP D22 / D21 / KING CAB 850 | 09-15 | CREW CAB 4+/STD CAB 2 PTAS. | 15.0X53.6 |
| 1,400   | 1,600 | 1,600 | 2,500 | FBY-95016 | FBY-95016 L/D | 0 | MEDALLON DER | LATERAL, FIJO, SECCIONADO       | 87-08 | CREW CAB 4+/STD CAB 2 PTAS. | 9.5X14.7  |
| 1,400   | 1,600 | 1,600 | 2,500 | FBY-95017 | FBY-95016 L/I | 0 | MEDALLON IZQ | LATERAL, FIJO, SECCIONADO       | 87-08 | CREW CAB 4+/STD CAB 2 PTAS. | 9.5X14.7  |
| 1,200   | 1,400 | 1,400 | 2,000 | FBY-95018 | FBY-95017 L/D | 2 | MEDALLON DER | CENT, MOVI, SECC, CON Ø ABAJO   | 87-08 | CREW CAB 4+/STD CAB 2 PTAS. | 14.8X9.07 |



INDUSTRIA DE CRISTAL TEMPLADO, SA DE CV




| CL    | TX    | IZQ FOR | PRIV  | CLAVE     | EQUIVALENCIA  | Ø | PARTE        | ACCESORIOS                    | MODELO | TIPO                        | MEDIDAS   |
|-------|-------|---------|-------|-----------|---------------|---|--------------|-------------------------------|--------|-----------------------------|-----------|
| 1,200 | 1,400 | 1,400   | 2,000 | FBY-95019 | FBY-95017 L/I | 2 | MEDALLON IZQ | CENT, MOVI, SECC, CON Ø ABAJO | 87-08  | CREW CAB 4+/STD CAB 2 PTAS. | 14.8X9.07 |
| 1,200 | 1,400 | 1,400   | 2,000 | FBY-95023 |               | 2 | MEDALLON DER | CENT,MOVI,SECCIO,CON ARRIBA   | 87-08  | CREW CAB 4+/STD CAB 2 PTAS. | S/M       |
| 1,200 | 1,400 | 1,400   | 2,000 | FBY-95024 |               | 2 | MEDALLON IZQ | CENT,MOVI,SECCIO,CON Ø ARRIBA | 87-08  | CREW CAB 4+/STD CAB 2 PTAS. | S/M       |

**PICKUP KING CAB 850 86-97 ESTANDAR CAB 2 PTAS** (PICKUP D21 EXT 87-08/STD 87-08/CREW CAB 87-08)

|         |  |          |  |   |           |                                 |       |                             |           |
|---------|--|----------|--|---|-----------|---------------------------------|-------|-----------------------------|-----------|
| COTIZAR |  | FW-00526 |  | 0 | PARABRISA | PICK KING CAB 850/PICK D21/PATH | 86-97 | EXT-STD 2/CREW CB-UT 4 PTAS | 27.7X59.0 |
|---------|--|----------|--|---|-----------|---------------------------------|-------|-----------------------------|-----------|



INDUSTRIA DE CRISTAL TEMPLADO, SA DE CV



| CL | TX      | IZQ FOR | PRIV | CLAVE    | EQUIVALENCIA | Ø | PARTE     | ACCESORIOS | MODELO | TIPO                        | MEDIDAS   |
|----|---------|---------|------|----------|--------------|---|-----------|------------|--------|-----------------------------|-----------|
|    | COTIZAR |         |      | FW-00527 |              | 0 | PARABRISA | ANTENA     | 86-97  | EXT-STD 2/CREW CB-UT 4 PTAS | 27.7X59.0 |

**PICKUP KING CAB 850 86-97 ESTANDAR CAB 2 PTAS** (PICKUP D21 EXT 87-08/STD 87-08/CREW CAB 87-08)


|       |       |       |       |          |          |   |            |                                 |       |                             |           |
|-------|-------|-------|-------|----------|----------|---|------------|---------------------------------|-------|-----------------------------|-----------|
| 2,600 | 2,800 | -     | -     | FD-00342 | FD-03226 | 0 | PUERTA DER | PICK KING CAB 850/PICK D21/PATH | 86-97 | EXT-STD 2/CREW CB-UT 4 PTAS | 20.0X35.5 |
| 2,600 | 2,800 | -     | -     | FD-00343 | FD-03227 | 0 | PUERTA IZQ | PICK KING CAB 850/PICK D21/PATH | 86-97 | EXT-STD 2/CREW CB-UT 4 PTAS | 20.0X35.5 |
| 3,000 | 3,200 | -     | 5,000 | FQ-03228 |          | 1 | CUARTO DER | PICKUP KING CAB 850             | 86-97 | EXTENDED CAB 2 PTAS.        | 12.2X20.0 |
| 3,000 | 3,200 | -     | 5,000 | FQ-03229 |          | 1 | CUARTO IZQ | PICKUP KING CAB 850             | 86-97 | EXTENDED CAB 2 PTAS.        | 12.2X20.0 |
| 4,000 | 4,200 | 4,200 | 6,000 | FB-03230 |          | 0 | MEDALLON   | PICKUP KING CAB 850             | 86-97 | EXTENDED CAB 2 PTAS.        | 16.0X55.0 |
| 4,000 | 4,200 | 4,200 | 6,000 | FB-05001 |          | 0 | MEDALLON   | DEFROSTER, SOLO EN CANADA       | 86-97 | EXTEND/ESTANDAR CB 2 PTAS   | 16.0X55.0 |

**PICKUP KING CAB 850 86-97 EXTENDED CAB 2 PTAS** (PICKUP D21 EXT 87-08/STD 87-08/CREW CAB 87-08)

|       |         |       |       |          |          |   |            |                                 |       |                            |           |
|-------|---------|-------|-------|----------|----------|---|------------|---------------------------------|-------|----------------------------|-----------|
|       | COTIZAR |       |       | FW-00526 |          | 0 | PARABRISA  | PICK KING CAB 850/PICK D21/PATH | 86-97 | EXT-ST 2/CREW CB-UT 4 PTAS | 27.7X59.0 |
|       | COTIZAR |       |       | FW-00527 |          | 0 | PARABRISA  | ANTENA                          | 86-97 | EXT-ST 2/CREW CB-UT 4 PTAS | 27.7X59.0 |
| 2,600 | 2,800   | -     | -     | FD-00342 | FD-03226 | 0 | PUERTA DER | PICK KING CAB 850/PICK D21/PATH | 86-97 | EXT-ST 2/CREW CB-UT 4 PTAS | 20.0X35.5 |
| 2,600 | 2,800   | -     | -     | FD-00343 | FD-03227 | 0 | PUERTA IZQ | PICK KING CAB 850/PICK D21/PATH | 86-97 | EXT-ST 2/CREW CB-UT 4 PTAS | 20.0X35.5 |
| 4,000 | 4,200   | 4,200 | 6,000 | FB-03230 |          | 0 | MEDALLON   | PICKUP KING CAB 850             | 86-97 | EXTENDED CAB 2 PTAS.       | 16.0X55.0 |
| 4,000 | 4,200   | 4,200 | 6,000 | FB-05001 |          | 0 | MEDALLON   | DEFROSTER, SOLO EN CANADA       | 86-97 | EXTEND/ESTANDAR CB 2 PTAS  | 16.0X55.0 |



INDUSTRIA DE CRISTAL TEMPLADO, SA DE CV



| CL | TX | IZQ FOR | PRIV | CLAVE | EQUIVALENCIA | Ø | PARTE | ACCESORIOS | MODELO | TIPO | MEDIDAS |
|----|----|---------|------|-------|--------------|---|-------|------------|--------|------|---------|
|----|----|---------|------|-------|--------------|---|-------|------------|--------|------|---------|

| PICKUP FRONTIER 98-01 STANDARD CAB 2 PTAS (PICKUP D22 STD 09-12/CREW CAB 09-12X-TERRA 00-04) |       |       |       |          |          |   |            |                             |       |                                |           |
|--|-------|-------|-------|----------|----------|---|------------|-----------------------------|-------|--------------------------------|-----------|
| COTIZAR  |       |       |       | FW-02229 |          | 0 | PARABRISA  | PICKUP FRONTIER/D22/X-TERRA | 98-01 | STD-EXT CAB 2 PTAS./UT-CREW CA | 29.5X58.0 |
| COTIZAR  |       |       |       | FW-02070 |          | 0 | PARABRISA  | PICKUP FRONTIER/D22/X-TERRA | 98-01 | STD-EXT CAB 2 PTAS./UT-CREW CA | 29.5X58.0 |
| 2,600  | 2,800 | -     | -     | FD-21237 | FD-20370 | 0 | PUERTA DER | PICKUP FRONTIER/D22/X-TERRA | 98-01 | STD-EXT CAB 2 PTAS./UT-CREW CA | 21.5X35.5 |
| 2,600  | 2,800 | -     | -     | FD-21238 | FD-20371 | 0 | PUERTA IZQ | PICKUP FRONTIER/D22/X-TERRA | 98-01 | STD-EXT CAB 2 PTAS./UT-CREW CA | 21.5X35.5 |
| 4,000  | 4,200 | 4,200 | 6,000 | FB-20374 | FB-21347 | 0 | MEDALLON   | PICKUP FRONTIER, FIJO       | 98-01 | STD-EXT CAB 2 PTAS./UT-CREW CA | 15.0X53.3 |
| COTIZAR  |       |       |       | FB-20375 |          | 0 | MEDALLON   | PICKUP FRONTIER, MOVIBLE    | 98-01 | STD-EXT CAB 2 PTAS./UT-CREW CA | 15.5X54.0 |


| PICKUP FRONTIER 98-04 EXTENDED CAB 2 PTAS (PICKUP D22 STD 09-12/CREW CAB 09-12X-TERRA 00-04) |       |       |       |          |          |   |            |                              |       |                             |           |
|--|-------|-------|-------|----------|----------|---|------------|------------------------------|-------|-----------------------------|-----------|
| COTIZAR  |       |       |       | FW-02229 |          | 0 | PARABRISA  | PICKUP FRONTIER/D22/X-TERRA  | 98-04 | EXT-STD 2/UT-CREW 4 PTAS    | 29.5X58.0 |
| COTIZAR  |       |       |       | FW-02070 |          | 0 | PARABRISA  | PICKUP FRONTIER/D22/X-TERRA  | 1     | EXT-STD 2/UT-CREW 4 PTAS    | 29.5X58.0 |
| 2,600  | 2,800 | -     | -     | FD-21237 | FD-20370 | 0 | PUERTA DER | PICKUP FRONTIER/D22/X-TERRA  | 98-04 | EXT-STD 2/UT-CREW 4 PTAS    | 21.5X35.5 |
| 2,600  | 2,800 | -     | -     | FD-21238 | FD-20371 | 0 | PUERTA IZQ | PICKUP FRONTIER/D22/X-TERRA  | 98-04 | EXT-STD 2/UT-CREW 4 PTAS    | 21.5X35.5 |
| 2,500  | 2,700 | 2,700 | 3,500 | FQ-20372 |          | 0 | CUARTO DER | PICKUP FRONTIER              | 98-04 | EXTENDED CAB 2 PTAS.        | 11.3X18.6 |
| 2,500  | 2,700 | 2,700 | 3,500 | FQ-20373 |          | 0 | CUARTO IZQ | PICKUP FRONTIER              | 98-04 | EXTENDED CAB 2 PTAS.        | 11.3X18.6 |
| 4,000  | 4,200 | 4,200 | 6,000 | FB-20374 | FB21347  | 0 | MEDALLON   | PICKUP FRONTIER, ENCAP, FIJO | 98-04 | EXT-STD 2/UT-CREW CB 4 PTAS | 15.0X53.3 |
| COTIZAR  |       |       |       | FB-20375 |          | 0 | MEDALLON   | PICKUP FRONTIER, MOVIBLE     | 98-04 | EXT-STD 2/UT-CREW CB 4 PTAS | 15.5X54.0 |

| PICKUP FRONTIER 00-04 CREW CAB 4 PTAS (SOLO EN MEXICO) PICKUP D22 STD 09-12/CREW CAB 09-12X-TERRA 00-04 |       |       |       |          |          |   |              |                              |       |                             |           |
|---|-------|-------|-------|----------|----------|---|--------------|------------------------------|-------|-----------------------------|-----------|
| COTIZAR   |       |       |       | FW-02229 |          | 0 | PARABRISA    | PICKUP FRONTIER/D22/X-TERRA  | 00-04 | CREW-UT 4/STD-EXT CB 2 PTAS | 29.5X58.0 |
| COTIZAR   |       |       |       | FW-02070 |          | 0 | PARABRISA    | PICKUP FRONTIER/D22/X-TERRA  | 1     | CREW-UT 4/STD-EXT CB 2 PTAS | 29.5X58.0 |
| 2,600   | 2,800 | -     | -     | FD-21237 | FD-20370 | 0 | PUERTA D DER | PICKUP FRONTIER/D22/X-TERRA  | 00-04 | CREW-UT 4/STD-EXT CB 2 PTAS | 21.5X35.5 |
| 2,600   | 2,800 | -     | -     | FD-21238 | FD-20371 | 0 | PUERTA D IZQ | PICKUP FRONTIER/D22/X-TERRA  | 00-04 | CREW-UT 4/STD-EXT CB 2 PTAS | 21.5X35.5 |
| 2,500   | 2,700 | 2,700 | 3,500 | FD-20774 |          | 0 | PUERTA T DER | PICKUP FRONTIER/X-TERRA/D-22 | 00-04 | CREW CAB 4 PTAS./UT 4 PTAS. | 21.0X23.0 |
| 2,500   | 2,700 | 2,700 | 3,500 | FD-20775 |          | 0 | PUERTA T IZQ | PICKUP FRONTIER/X-TERRA/D-22 | 00-04 | CREW CAB 4 PTAS./UT 4 PTAS. | 21.0X23.0 |
| 4,000   | 4,200 | 4,200 | 6,000 | FB-20374 | FB-21347 | 0 | MEDALLON     | PICK FRONTIER, ENCAP, FIJO   | 00-04 | CREW-UT 4/STD-EXT CB 2 PTAS | 15.0X53.3 |
| COTIZAR   |       |       |       | FB-20375 |          | 0 | MEDALLON     | PICKUP FRONTIER, MOVIBLE     | 00-04 | CREW-UT 4/STD-EXT CB 2 PTAS | 15.5X54.0 |

| PICKUP FRONTIER 05-16 EXTENDED CAB 2 PTAS (X- TERRA 05-12/PATHFINDER 05-12/SUZUKI EQUATOR 09-12) |       |       |       |           |  |   |              |                                |       |                      |           |
|--|-------|-------|-------|-----------|--|---|--------------|--------------------------------|-------|----------------------|-----------|
| COTIZAR  |       |       |       | FW-02510  |  | 0 | PARABRISA    | PICK FRONTIER/X-TERRA/PATH/EQ. | 05-16 | EXTENDED CAB 2 PTAS. | 33.1X60.2 |
| COTIZAR  |       |       |       | FW-03866  |  | 0 | PARABRISA    | SOLAR                          | 14-16 | EXTENDED CAB 2 PTAS. | 33.1X60.2 |
| -  | 3,000 | 3,000 | -     | FD-22456  |  | 0 | PUERTA D DER | PICK FRONTIER/X-TERRA/PATH/EQ. | 05-16 | EXTENDED CAB 2 PTAS. | 23.5X32.6 |
| -  | 3,000 | 3,000 | -     | FD-22457  |  | 0 | PUERTA D IZQ | PICK FRONTIER/X-TERRA/PATH/EQ. | 05-16 | EXTENDED CAB 2 PTAS. | 23.5X32.6 |
| -  | 2,800 | 2,800 | 4,300 | FQ-22476  |  | 0 | CUARTO DER   | PICKUP FRONTIER /EQUATOR       | 05-16 | EXTENDED CAB 2 PTAS. | 14.5X20.0 |
| -  | 2,800 | 2,800 | 4,300 | FQ-22477  |  | 0 | CUARTO IZQ   | PICKUP FRONTIER /EQUATOR       | 05-16 | EXTENDED CAB 2 PTAS. | 14.5X20.0 |
| -  | 2,600 | 2,600 | 3,500 | FBY-95058 |  | 0 | MEDALLON DER | LATERAL,FIJO,SECCIONADO        | 05-16 | EXTENDED CAB 2 PTAS. | 16.0X58.0 |
| -  | 2,600 | 2,600 | 3,500 | FBY-95059 |  | 0 | MEDALLON IZQ | LATERAL,FIJO,SECCIONADO        | 05-16 | EXTENDED CAB 2 PTAS. | 16.0X58.0 |
| -  | 2,600 | 2,600 | 3,500 | FBY-95060 |  | 0 | MEDALLON     | CENTRAL,SECCIONADO,CORREDIZO   | 05-16 | EXTENDED CAB 2 PTAS. | 16.0X58.0 |
| COTIZAR  |       |       |       | FB-22478  |  | 0 | MEDALLON     | PICK FRONTIER/EQ, DEF, FIJO    | 05-16 | EXTENDED CAB 2 PTAS. | 16.0X58.0 |



INDUSTRIA DE CRISTAL TEMPLADO, SA DE CV




| CL | TX      | IZQ FOR | PRIV  | CLAVE    | EQUIVALENCIA | Ø | PARTE    | ACCESORIOS             | MODELO | TIPO                 | MEDIDAS   |
|----|---------|---------|-------|----------|--------------|---|----------|------------------------|--------|----------------------|-----------|
|    | COTIZAR |         |       | FB-22603 |              | 0 | MEDALLON | MOVIBLE, SOLAR         | 05-16  | EXTENDED CAB 2 PTAS. | 16.0X58.0 |
| -  | 5,000   | 5,000   | 7,000 | FB-22821 |              | 0 | MEDALLON | PICK FRONTIER/EQ, FIJO | 05-16  | EXTENDED CAB 2 PTAS. | 16.0X58.0 |

| PICKUP FRONTIER 05-16 CREW CAB 4 PTAS (X- TERRA 05-12/PATHFINDER 05-12/SUZUKI EQUATOR 09-12) |         |       |       |           |  |   |              |                                |       |                  |           |
|--|---------|-------|-------|-----------|--|---|--------------|--------------------------------|-------|------------------|-----------|
|  | COTIZAR |       |       | FW-02510  |  | 0 | PARABRISA    | PICK FRONTIER/X-TERRA/PATH/EQ. | 05-16 | CREW CAB 4 PTAS. | 33.1X60.2 |
|  | COTIZAR |       |       | FW-03866  |  | 0 | PARABRISA    | SOLAR                          | 05-16 | CREW CAB 4 PTAS. | 33.1X60.2 |
| -  | 3,000   | 3,000 | -     | FD-22456  |  | 0 | PUERTA D DER | PICK FRONTIER/X-TERRA/PATH/EQ. | 05-16 | CREW CAB 4 PTAS. | 23.5X32.6 |
| -  | 3,000   | 3,000 | -     | FD-22457  |  | 0 | PUERTA D IZQ | PICK FRONTIER/X-TERRA/PATH/EQ. | 05-16 | CREW CAB 4 PTAS. | 23.5X32.6 |
| -  | 2,900   | 2,900 | 4,500 | FD-22458  |  | 0 | PUERTA T DER | PICKUP FRONTIER /EQUATOR       | 05-16 | CREW CAB 4 PTAS. | 16.7X22.6 |
| -  | 2,900   | 2,900 | 4,500 | FD-22459  |  | 0 | PUERTA T IZQ | PICKUP FRONTIER /EQUATOR       | 05-16 | CREW CAB 4 PTAS. | 16.7X22.6 |
| -  | 1,600   | 1,600 | 2,700 | FV-22460  |  | 0 | ALETA T DER  | PICKUP FRONTIER /EQUATOR       | 05-16 | CREW CAB 4 PTAS. | 8.0X19.5  |
| -  | 1,600   | 1,600 | 2,700 | FV-22461  |  | 0 | ALETA T IZQ  | 0                              | 05-16 | CREW CAB 4 PTAS. | 8.0X19.5  |
| -  | 2,600   | 2,600 | 3,500 | FBY-95058 |  | 0 | MEDALLON DER | LATERAL,FIJO,SECCIONADO        | 05-16 | CREW CAB 4 PTAS. | 16.0X58.0 |
| -  | 2,600   | 2,600 | 3,500 | FBY-95059 |  | 0 | MEDALLON IZQ | LATERAL,FIJO,SECCIONADO        | 05-16 | CREW CAB 4 PTAS. | 16.0X58.0 |
| -  | 2,600   | 2,600 | 3,500 | FBY-95060 |  | 0 | MEDALLON     | CENTRAL,SECCIONADO,CORREDIZO   | 05-16 | CREW CAB 4 PTAS. | 16.0X58.0 |
|  | COTIZAR |       |       | FB-22478  |  | 0 | MEDALLON     | PICK FRONTIER/EQ, DEF, FIJO    | 05-16 | CREW CAB 4 PTAS. | 16.0X58.0 |
| -  | 5,000   | 5,000 | 7,000 | FB-22821  |  | 0 | MEDALLON     | PICK FRONTIER/EQUATOR, FIJO    | 05-16 | CREW CAB 4 PTAS. | 16.0X58.0 |



INDUSTRIA DE CRISTAL TEMPLADO, SA DE CV



| CL | TX | IZQ FOR | PRIV | CLAVE | EQUIVALENCIA | Ø | PARTE | ACCESORIOS | MODELO | TIPO | MEDIDAS |
|----|----|---------|------|-------|--------------|---|-------|------------|--------|------|---------|
|----|----|---------|------|-------|--------------|---|-------|------------|--------|------|---------|

**PICKUP FORNTIER/NP 300 16 STANDARD 2 PUERTAS (SOLO EN MEXICO)**

|         |       |       |       |          |  |   |              |                 |    |                               |     |
|---------|-------|-------|-------|----------|--|---|--------------|-----------------|----|-------------------------------|-----|
| COTIZAR |       |       |       | FW-04146 |  | 0 | PARABRISA    | SOLAR           | 16 | STANDARD/CREW CAB 2 Y 4 PTAS. | S/M |
| -       | 3,500 | 3,500 | 4,500 | FD-26654 |  | 0 | PUERTA D DER | SOLAR           | 16 | STANDARD/CREW CAB 2 Y 4 PTAS. | S/M |
| -       | 3,500 | 3,500 | 4,500 | FD-26655 |  | 0 | PUERTA D IZQ | SOLAR           | 16 | STANDARD/CREW CAB 2 Y 4 PTAS. | S/M |
| -       | 6,000 | 6,000 | 7,500 | FB-26658 |  | 0 | MEDALLON     | DEFROSTER,SOLAR | 16 | STANDARD/CREW CAB 2 Y 4 PTAS. | S/M |

**PICKUP FORNTIER/NP 300 16 CREW CAB 4 PUERTAS (SOLO EN MEXICO)**

|         |       |       |       |          |  |   |              |                 |    |                               |     |
|---------|-------|-------|-------|----------|--|---|--------------|-----------------|----|-------------------------------|-----|
| COTIZAR |       |       |       | FW-04146 |  | 0 | PARABRISA    | SOLAR           | 16 | STANDARD/CREW CAB 2 Y 4 PTAS. | S/M |
| -       | 3,500 | 3,500 | 4,500 | FD-26654 |  | 0 | PUERTA D DER | SOLAR           | 16 | STANDARD/CREW CAB 2 Y 4 PTAS. | S/M |
| -       | 3,500 | 3,500 | 4,500 | FD-26655 |  | 0 | PUERTA D IZQ | SOLAR           | 16 | STANDARD/CREW CAB 2 Y 4 PTAS. | S/M |
| -       | 3,400 | 3,400 | 4,500 | FD-26656 |  | 0 | PUERTA T DER | SOLAR           | 16 | STANDARD/CREW CAB 2 Y 4 PTAS. | S/M |
| -       | 3,400 | 3,400 | 4,500 | FD-26657 |  | 0 | PUERTA T IZQ | SOLAR           | 16 | STANDARD/CREW CAB 2 Y 4 PTAS. | S/M |
| -       | 6,000 | 6,000 | 7,500 | FB-26658 |  | 0 | MEDALLON     | DEFROSTER,SOLAR | 16 | STANDARD/CREW CAB 2 Y 4 PTAS. | S/M |

**PICKUP TITAN 05-15 EXTENDED CAB 2 PUERTAS (PICKUP TITAN CREW CAB 05-12/ARMADA 05-12)**

|         |       |       |       |           |  |   |            |                            |       |                      |           |
|---------|-------|-------|-------|-----------|--|---|------------|----------------------------|-------|----------------------|-----------|
| COTIZAR |       |       |       | FW-02391  |  | 0 | PARABRISA  | TITAN/ARMADA/PATHFINDER    | 05-15 | EXTENDED CAB 2 PTAS. | 34.8X63.9 |
| COTIZAR |       |       |       | FW-03833  |  | 0 | PARABRISA  | TITAN                      | 05-15 | EXTENDED CAB 2 PTAS. | 34.8X63.9 |
| -       | 3,200 | 3,200 | -     | FD-21945  |  | 0 | PUERTA DER | TITAN/ARMADA/PATHFINDER    | 05-15 | EXTENDED CAB 2 PTAS. | 27.2X39.2 |
| -       | 3,200 | 3,200 | -     | FD-21946  |  | 0 | PUERTA IZQ | TITAN/ARMADA/PATHFINDER    | 05-15 | EXTENDED CAB 2 PTAS. | 27.2X39.2 |
| -       | 3,100 | 3,100 | 5,500 | FQ-21947  |  | 0 | CUARTO DER | TITAN, SOLAR               | 05-15 | EXTENDED CAB 2 PTAS. | 18.5X21.5 |
| -       | 3,100 | 3,100 | 5,500 | FQ-21948  |  | 0 | CUARTO IZQ | TITAN, SOLAR               | 05-15 | EXTENDED CAB 2 PTAS. | 18.5X21.5 |
| COTIZAR |       |       |       | FBY-95047 |  | 0 | MEDALLON   | ENCAP, CORREDIZA, SOLAR    | 05-15 | EXTENDED CAB 2 PTAS. | 16.5X60.0 |
| COTIZAR |       |       |       | FB-21949  |  | 0 | MEDALLON   | TITAN, MOVI, MANUAL, SOLAR | 05-15 | EXTENDED CAB 2 PTAS. | 16.5X60.0 |
| -       | 7,000 | 7,000 | 9,000 | FB-22217  |  | 0 | MEDALLON   | TITAN, SOLAR, MANUAL       | 05-15 | EXTENDED CAB 2 PTAS. | 16.5X60.0 |

**PICKUP TITAN 05-15 CREW CAB 4 PUERTAS (PICKUP TITAN CAB EXT 05-12/ARMADA 05-12)**


|         |       |       |       |          |  |   |              |              |       |                  |           |
|---------|-------|-------|-------|----------|--|---|--------------|--------------|-------|------------------|-----------|
| COTIZAR |       |       |       | FW-02391 |  | 0 | PARABRISA    | TITAN/ARMADA | 05-15 | CREW CAB 4 PTAS. | 34.8X63.9 |
| COTIZAR |       |       |       | FW-03833 |  | 0 | PARABRISA    | TITAN/ARMADA | 05-15 | CREW CAB 4 PTAS. | 34.8X63.8 |
| -       | 3,200 | 3,200 | 5,500 | FD-21945 |  | 0 | PUERTA D DER | TITAN/ARMADA | 05-15 | CREW CAB 4 PTAS. | 27.2X39.2 |
| -       | 3,200 | 3,200 | 5,500 | FD-21946 |  | 0 | PUERTA D IZQ | TITAN/ARMADA | 05-15 | CREW CAB 4 PTAS. | 27.2X39.2 |
| -       | 3,100 | 3,100 | 5,500 | FD-22215 |  | 0 | PUERTA T DER | TITAN, SOLAR | 05-15 | CREW CAB 4 PTAS. | 23.0X28.0 |
| -       | 3,100 | 3,100 | 5,500 | FD-22216 |  | 0 | PUERTA T IZQ | TITAN, SOLAR | 05-15 | CREW CAB 4 PTAS. | 23.0X28.0 |

**PICKUP TITAN 05-15 CREW CAB 4 PUERTAS (PICKUP TITAN CAB EXT 05-12/ARMADA 05-12)**

|         |       |       |       |           |  |   |              |                            |       |                  |           |
|---------|-------|-------|-------|-----------|--|---|--------------|----------------------------|-------|------------------|-----------|
| COTIZAR |       |       |       | FBY-95047 |  | 0 | MEDALLON DER | ENCAP, CORREDIZO SOLAR     | 05-15 | CREW CAB 4 PTAS. | 16.5X60.0 |
| COTIZAR |       |       |       | FBY-95048 |  | 0 | MEDALLON IZQ | ENCAP, CORREDIZO SOLAR     | 05-15 | CREW CAB 4 PTAS. | 16.5X60.0 |
| COTIZAR |       |       |       | FB-21949  |  | 0 | MEDALLON     | TITAN, MOVI, MANUAL, SOLAR | 05-15 | CREW CAB 4 PTAS. | 16.5X60.0 |
| -       | 7,000 | 7,000 | 9,000 | FB-22217  |  | 0 | MEDALLON     | TITAN, SOLAR, MANUAL       | 05-15 | CREW CAB 4 PTAS. | 16.5X60.0 |
| COTIZAR |       |       |       | FB-23013  |  | 0 | MEDALLON     | TITAN, MOVI, ELECT, SOLAR  | 05-15 | CREW CAB 4 PTAS. | 16.5X60.0 |



INDUSTRIA DE CRISTAL TEMPLADO, SA DE CV



| CL | TX | IZQ FOR | PRIV | CLAVE | EQUIVALENCIA | Ø | PARTE | ACCESORIOS | MODELO | TIPO | MEDIDAS |
|----|----|---------|------|-------|--------------|---|-------|------------|--------|------|---------|
|----|----|---------|------|-------|--------------|---|-------|------------|--------|------|---------|

| PICKUP TITAN 16 CREW CAB 4 PUERTAS |       |       |        |          |  |   |              |                                  |    |                    |           |
|------------------------------------|-------|-------|--------|----------|--|---|--------------|----------------------------------|----|--------------------|-----------|
| COTIZAR                            |       |       |        | FW-04168 |  | 0 | PARABRISA    | SOLAR, TERCER VISOR, SENS LLUVIA | 16 | CREW CAB 4 PUERTAS | 35.5X62.5 |
| COTIZAR                            |       |       |        | FW-04059 |  | 0 | PARABRISA    | SOLAR                            | 16 | CREW CAB 4 PUERTAS | 35.5X62.5 |
| -                                  | 3,400 | 3,400 | -      | FD-26477 |  | 0 | PUERTA D DER | SOLAR                            | 16 | CREW CAB 4 PUERTAS | 25.0X42.9 |
| -                                  | 3,400 | 3,400 | -      | FD-26478 |  | 0 | PUERTA D IZQ | SOLAR                            | 16 | CREW CAB 4 PUERTAS | 25.0X42.9 |
| -                                  | 3,300 | 3,300 | 5,000  | FD-26479 |  | 0 | PUERTA T DER | SOLAR                            | 16 | CREW CAB 4 PUERTAS | 24.6X29.8 |
| -                                  | 3,300 | 3,300 | 5,000  | FD-26480 |  | 0 | PUERTA T IZQ | SOLAR                            | 16 | CREW CAB 4 PUERTAS | 24.6X29.8 |
| -                                  | 8,000 | 8,000 | 10,000 | FB-26481 |  | 0 | MEDALLON     | SOLAR                            | 16 | CREW CAB 4 PUERTAS | 16.5X63.0 |
| COTIZAR                            |       |       |        | FB-26483 |  | 0 | MEDALLON     | SOLAR                            | 16 | CREW CAB 4 PUERTAS | S.M       |

| PLATINA 05-10 SEDAN 4 PUERTAS (SOLO EN MEXICO) (RENAULT CLIO 01-09) |       |   |   |          |          |   |              |                     |       |                         |           |
|---|-------|---|---|----------|----------|---|--------------|---------------------|-------|-------------------------|-----------|
| COTIZAR   |       |   |   | FW-02506 |          | 0 | PARABRISA    | PLATINA/CLIO        | 05-10 | SD 4 PTAS./HB 2-4 PTAS. | 31.0X54.5 |
| COTIZAR   |       |   |   | FW-02290 |          | 0 | PARABRISA    | PLATINA/CLIO, SOLAR | 05-10 | SD 4 PTAS./HB 2-4 PTAS. | 31.0X54.5 |
| 2,600   | 2,800 | - | - | FD-22425 |          | 2 | PUERTA D DER | PLATINA/CLIO        | 05-10 | SD 4 PTAS./HB 4 PTAS.   | 22.6X34.8 |
| 2,600   | 2,800 | - | - | FD-22426 |          | 2 | PUERTA D IZQ | PLATINA/CLIO        | 05-10 | SD 4 PTAS./HB 4 PTAS.   | 22.6X34.8 |
| 2,500   | 2,700 | - | - | FD-22427 | FD-22936 | 1 | PUERTA T DER | PLATINA/CLIO        | 05-10 | SD 4 PTAS./HB 4 PTAS.   | 22.4X23.1 |
| 2,500   | 2,700 | - | - | FD-22428 | FD-22937 | 1 | PUERTA T IZQ | PLATINA/CLIO        | 05-10 | SD 4 PTAS./HB 4 PTAS.   | 22.4X23.1 |
| 1,400   | 1,600 | - | - | FV-22429 | FV-22938 | 0 | ALETA T DER  | PLATINA/CLIO        | 05-10 | SD 4 PTAS./HB 4 PTAS.   | 11.1X16.0 |
| 1,400   | 1,600 | - | - | FV-22430 | FV-22939 | 0 | ALETA T IZQ  | PLATINA/CLIO        | 05-10 | SD 4 PTAS./HB 4 PTAS.   | 11.1X16.0 |
| 6,000   | 6,200 | - | - | FB-22431 |          | 0 | MEDALLON     | PLATINA             | 05-10 | SEDAN 4 PTAS.           | 25.5X46.8 |

| PULSAR NX 83-86 COUPE 2 PUERTAS |       |   |   |          |  |   |            |                           |       |               |           |
|---------------------------------|-------|---|---|----------|--|---|------------|---------------------------|-------|---------------|-----------|
| COTIZAR                         |       |   |   | FW-00449 |  | 0 | PARABRISA  | PULSAR NX                 | 83-86 | COUPE 2 PTAS. | 32.0X54.5 |
| 3,000                           | 3,200 | - | - | FD-02545 |  | 0 | PUERTA DER | PULSAR NX                 | 83-86 | COUPE 2 PTAS. | 20.0X43.0 |
| 3,000                           | 3,200 | - | - | FD-02546 |  | 0 | PUERTA IZQ | PULSAR NX                 | 83-86 | COUPE 2 PTAS. | 20.0X43.0 |
| 2,900                           | 3,100 | - | - | FQ-02547 |  | 0 | CUARTO DER | PULSAR NX                 | 83-86 | COUPE 2 PTAS. | 15.0X17.0 |
| 2,900                           | 3,100 | - | - | FQ-02548 |  | 0 | CUARTO IZQ | PULSAR NX                 | 83-86 | COUPE 2 PTAS. | 15.0X17.0 |
| COTIZAR                         |       |   |   | FB-02549 |  | 0 | MEDALLON   | PULSAR NX, DEFROSTER      | 83-85 | COUPE 2 PTAS. | 18.9X51.0 |
| COTIZAR                         |       |   |   | FB-03130 |  | 0 | MEDALLON   | PULSAR NX, ANT, DEFROSTER | 83-85 | COUPE 2 PTAS. | 18.9X51.0 |

| PULSAR NX 83-86 COUPE 2 PUERTAS |  |  |  |          |  |   |          |                           |    |               |           |
|---------------------------------|--|--|--|----------|--|---|----------|---------------------------|----|---------------|-----------|
| COTIZAR                         |  |  |  | FB-03201 |  | 0 | MEDALLON | PULSAR NX, DEFROSTER      | 86 | COUPE 2 PTAS. | 18.9X51.0 |
| COTIZAR                         |  |  |  | FB-03202 |  | 0 | MEDALLON | PULSAR NX, ANT, DEFROSTER | 86 | COUPE 2 PTAS. | 18.9X51.0 |




INDUSTRIA DE CRISTAL TEMPLADO, SA DE CV



| CL  | TX      | IZQ FOR | PRIV   | CLAVE    | EQUIVALENCIA | Ø | PARTE        | ACCESORIOS                      | MODELO | TIPO     | MEDIDAS   |
|---|---------|---------|--------|----------|--------------|---|--------------|---------------------------------|--------|----------|-----------|
| <b>QUEST 93-98 MINI-VANQUEST (MERCURY VILLAGER 93-98)</b> |         |         |        |          |              |   |              |                                 |        |          |           |
|   | COTIZAR |         |        | DW-01259 |              | 0 | PARABRISA    | ANT, SOL, ENTRADA SIN LLAVE     | 96-98  | MINI-VAN | 39.0X64.0 |
|   | COTIZAR |         |        | DW-01258 |              | 0 | PARABRISA    | QUEST/VILLAGER, ANTENA, SOL     | 96-98  | MINI-VAN | 39.0X64.0 |
|   | COTIZAR |         |        | DW-01252 |              | 0 | PARABRISA    | QUEST/VILLAGER, SOLAR           | 96-98  | MINI-VAN | 39.0X64.0 |
|   | COTIZAR |         |        | DW-01207 |              | 0 | PARABRISA    | QUEST/VILLAGER                  | 94-95  | MINI-VAN | 39.0X64.0 |
|   | COTIZAR |         |        | DW-01144 |              | 0 | PARABRISA    | QUEST/VILLAGER, ANTENA          | 93-94  | MINI-VAN | 39.0X64.0 |
|   | COTIZAR |         |        | DW-01143 |              | 0 | PARABRISA    | QUEST/VILLAGER                  | 93-95  | MINI-VAN | 39.0X64.0 |
| -   | 2,800   | -       | -      | DD-08157 | DD-08959     | 0 | PUERTA D DER | QUEST/VILLAGER                  | 93-98  | MINI-VAN | 24.0X40.0 |
| -   | 2,800   | -       | -      | DD-08158 | DD-08960     | 0 | PUERTA D IZQ | QUEST/VILLAGER                  | 93-98  | MINI-VAN | 24.0X40.0 |
| -   | 3,000   | 3,000   | 5,000  | DD-08159 | DD-08961     | 1 | PUERTA T DER | QUEST/VILLAGER                  | 93-98  | MINI-VAN | 22.0X37.0 |
| -   | 3,000   | 3,000   | 5,000  | DD-08160 | DD-08962     | 1 | PUERTA T IZQ | QUEST/VILLAGER                  | 93-98  | MINI-VAN | 22.0X37.0 |
| -   | 3,000   | 3,000   | 4,800  | DQ-08161 | DQ-08963     | 1 | CUARTO T DER | QUEST/VILLAGER                  | 93-98  | MINI-VAN | 22.0X31.0 |
| -   | 3,000   | 3,000   | 4,800  | DQ-08162 | DQ-08964     | 1 | CUARTO T IZQ | QUEST/VILLAGER                  | 93-98  | MINI-VAN | 22.0X31.0 |
|   | COTIZAR |         |        | DB-08965 |              | 0 | MEDALLON     | QUEST /VILLAGER DEF, FIJO       | 93-98  | MINI-VAN | 24.0X57.0 |
| -   | 7,000   | 7,000   | 9,000  | DB-08966 |              | 0 | MEDALLON     | QUEST/VILLAGER, FIJO            | 93-98  | MINI-VAN | 24.0X57.0 |
|   | COTIZAR |         |        | DB-08165 |              | 0 | MEDALLON     | QUEST /VILLAGER DEF, FIJO       | 93-97  | MINI-VAN | 24.0X57.0 |
|   | COTIZAR |         |        | DB-08166 |              | 0 | MEDALLON     | QUEST/VILLAGER, DEF, MOVIBLE    | 93-95  | MINI-VAN | 24.0X57.0 |
| -   | 8,000   | 8,000   | 10,000 | DB-08167 | DB-08967     | 8 | MEDALLON     | QUEST/VILLAGER, DEF, MOVIBLE    | 93-97  | MINI-VAN | 24.0X57.0 |
| <b>QUEST 99-02 MINI VAN (MERCURY VILLAGER 99-02)</b>      |         |         |        |          |              |   |              |                                 |        |          |           |
|   | COTIZAR |         |        | DW-01328 |              | 0 | PARABRISA    | QUEST/VILLAGER                  | 99-02  | MINI-VAN | 39.0X64.0 |
| -   | 3,000   | -       | -      | DD-09498 |              | 0 | PUERTA D DER | QUEST/VILLAGER                  | 99-02  | MINI-VAN | 22.9X38.8 |
| -   | 3,000   | -       | -      | DD-09499 |              | 0 | PUERTA D IZQ | QUEST/VILLAGER                  | 99-02  | MINI-VAN | 22.9X38.8 |
| -   | 3,000   | 3,000   | 5,400  | DD-09500 |              | 1 | PUERTA T DER | QUEST /VILLAGER, CORR, MOVI     | 99-02  | MINI-VAN | 20.8X28.0 |
| -   | 3,000   | 3,000   | 5,400  | DD-09501 |              | 0 | PUERTA T IZQ | QUEST /VILLAGER, CORR, MOVI     | 99-02  | MINI-VAN | 20.8X28.0 |
| -   | 3,500   | 3,500   | 5,200  | DQ-09502 |              | 0 | CUARTO T DER | QUEST/VILLAGER, MOVIBLE         | 99-02  | MINI-VAN | 20.5X29.1 |
| -   | 3,500   | 3,500   | 5,200  | DQ-09503 |              | 0 | CUARTO T IZQ | QUEST/VILLAGER, MOVIBLE         | 99-02  | MINI-VAN | 20.5X29.1 |
|   | COTIZAR |         |        | DR-09509 |              | 0 | TECHO        | QUEST/VILLAGER, SOLAR           | 99-02  | MINI-VAN | 22.6X32.3 |
|   | COTIZAR |         |        | DB-09506 |              | 0 | MEDALLON     | QUEST /VILLAGER, DEF, FIJO, SOL | 99-02  | MINI-VAN | 20.8X56.9 |
| -   | 8,000   | 8,000   | 10,000 | DB-09507 |              | 0 | MEDALLON     | QUEST/VILLAGER, FIJO, SOLAR     | 99-02  | MINI-VAN | 20.8X56.9 |
| -   | 8,000   | 8,000   | 10,000 | DB-09508 |              | 8 | MEDALLON     | QUEST /VILLAGER, MOVI, DEF, SOL | 99-02  | MINI-VAN | 20.8X56.9 |



INDUSTRIA DE CRISTAL TEMPLADO, SA DE CV



| CL | TX | IZQ FOR | PRIV | CLAVE | EQUIVALENCIA | Ø | PARTE | ACCESORIOS | MODELO | TIPO | MEDIDAS |
|----|----|---------|------|-------|--------------|---|-------|------------|--------|------|---------|
|----|----|---------|------|-------|--------------|---|-------|------------|--------|------|---------|

**QUEST 04-10 MINI VAN**

|         |       |       |        |          |  |   |              |                         |       |          |           |
|---------|-------|-------|--------|----------|--|---|--------------|-------------------------|-------|----------|-----------|
| COTIZAR |       |       |        | FW-02392 |  | 0 | PARABRISA    | QUEST, SOLAR            | 04-06 | MINI VAN | 42.0X65.5 |
| COTIZAR |       |       |        | FW-02699 |  | 0 | PARABRISA    | QUEST, SOLAR            | 07-10 | MINI VAN | 45.5X63.8 |
| -       | 3,000 | -     | -      | FD-21950 |  | 0 | PUERTA D DER | QUEST                   | 05-10 | MINI VAN | 24.0X36.5 |
| -       | 3,000 | -     | -      | FD-21951 |  | 0 | PUERTA D IZQ | QUEST                   | 04-10 | MINI VAN | 24.0X36.5 |
| -       | 4,000 | 4,000 | 6,000  | FD-21952 |  | 0 | PUERTA T DER | QUEST, CORREDIZA, SOLAR | 04-10 | MINI VAN | 21.0X45.5 |
| -       | 4,000 | 4,000 | 6,000  | FD-21953 |  | 0 | PUERTA T IZQ | QUEST, CORREDIZA, SOLAR | 04-10 | MINI VAN | 21.0X45.5 |
| -       | 3,000 | 3,000 | 5,400  | FQ-21954 |  | 0 | CUARTO T DER | ANT, ELECTRICO, SOLAR   | 04-10 | MINI VAN | 19.7X35.3 |
| -       | 3,000 | 3,000 | 5,400  | FQ-21955 |  | 0 | CUARTO T IZQ | ANT, ELECTRICO, SOLAR   | 04-10 | MINI VAN | 19.7X35.3 |
| -       | 3,500 | 3,500 | 5,400  | FQ-22142 |  | 0 | CUARTO T DER | ANTENA, MANUAL, SOLAR   | 04-10 | MINI VAN | 19.7X35.3 |
| -       | 3,500 | 3,500 | 5,400  | FQ-22143 |  | 0 | CUARTO T IZQ | ANTENA, MANUAL, SOLAR   | 04-10 | MINI VAN | 19.7X35.3 |
| -       | 9,000 | 9,000 | 11,000 | FB-21956 |  | 1 | MEDALLON     | QUEST, DEFROSTER, SOLAR | 04-10 | MINI VAN | 39.5X58.5 |

**QUEST 11-16 MINI VAN**

|         |        |        |        |          |  |   |              |                                |       |          |     |
|---------|--------|--------|--------|----------|--|---|--------------|--------------------------------|-------|----------|-----|
| COTIZAR |        |        |        | FW-03379 |  | 0 | PARABRISA    | QUEST, SOLAR                   | 11-16 | MINI VAN | S/M |
| -       | 2,400  | 2,400  | -      | FV-25038 |  | 0 | ALETA D DER  | QUEST, SOLAR                   | 11-16 | MINI VAN | S/M |
| -       | 2,400  | 2,400  | -      | FV-25039 |  | 0 | ALETA D IZQ  | QUEST, SOLAR                   | 11-16 | MINI VAN | S/M |
| -       | 3,200  | 3,200  | -      | FD-25040 |  | 0 | PUERTA D DER | QUEST, SOLAR                   | 11-16 | MINI VAN | S/M |
| -       | 3,200  | 3,200  | -      | FD-25041 |  | 0 | PUERTA D IZQ | QUEST, SOLAR                   | 11-16 | MINI VAN | S/M |
| -       | 3,400  | 3,400  | 6,000  | FD-25042 |  | 0 | PUERTA T DER | QUEST, SOLAR                   | 11-16 | MINI VAN | S/M |
| -       | 3,400  | 3,400  | 6,000  | FD-25043 |  | 0 | PUERTA D IZQ | QUEST, SOLAR                   | 11-16 | MINI VAN | S/M |
| -       | 4,000  | 4,000  | 6,000  | FQ-25044 |  | 0 | CUARTO T DER | QUEST, SOLAR                   | 11-16 | MINI VAN | S/M |
| -       | 4,000  | 4,000  | 6,000  | FQ-25045 |  | 0 | CUARTO T IZQ | QUEST, SOLAR                   | 11-16 | MINI VAN | S/M |
| -       | 10,000 | 10,000 | 12,000 | FB-25046 |  | 1 | MEDALLON     | QUEST, SOL, DEF, CON LIMPIADOR | 11-16 | MINI VAN | S/M |

**ROGUE 08-13/ ROGUE SELECT 14-15 UTILITY 4 PUERTAS**

|         |       |       |       |          |  |   |              |                            |       |                 |           |
|---------|-------|-------|-------|----------|--|---|--------------|----------------------------|-------|-----------------|-----------|
| COTIZAR |       |       |       | FW-02878 |  | 0 | PARABRISA    | ROGUE, TERCER VISOR, SOLAR | 08-13 | UTILITY 4 PTAS. | 39.0X55.0 |
| -       | 3,000 | -     | -     | FD-23636 |  | 0 | PUERTA D DER | ROGUE                      | 08-13 | UTILITY 4 PTAS. | 21.8X39.5 |
| -       | 3,000 | -     | -     | FD-23637 |  | 0 | PUERTA D IZQ | ROGUE                      | 08-13 | UTILITY 4 PTAS. | 21.8X39.5 |
| -       | 2,900 | 2,900 | 4,500 | FD-23638 |  | 0 | PUERTA T DER | ROGUE, SOLAR               | 08-13 | UTILITY 4 PTAS. | 20.3X29.0 |
| -       | 2,900 | 2,900 | 4,500 | FD-23639 |  | 0 | PUERTA T IZQ | ROGUE, SOLAR               | 08-13 | UTILITY 4 PTAS. | 20.3X29.0 |
| -       | 3,500 | 3,500 | 5,000 | FQ-23640 |  | 0 | CUARTO T DER | ROGUE, ENCAPSULADO, SOLAR  | 08-13 | UTILITY 4 PTAS. | 14.0X18.0 |
| -       | 3,500 | 3,500 | 5,000 | FQ-23641 |  | 0 | CUARTO T IZQ | ROGUE, ENCAPSULADO, SOLAR  | 08-13 | UTILITY 4 PTAS. | 14.0X18.0 |
| COTIZAR |       |       |       | FB-23642 |  | 1 | MEDALLON     | ROGUE, DEFROSTER, SOLAR    | 08-13 | UTILITY 4 PTAS. | 22.0X50.3 |



INDUSTRIA DE CRISTAL TEMPLADO, SA DE CV



| CL | TX | IZQ FOR | PRIV | CLAVE | EQUIVALENCIA | Ø | PARTE | ACCESORIOS | MODELO | TIPO | MEDIDAS |
|----|----|---------|------|-------|--------------|---|-------|------------|--------|------|---------|
|----|----|---------|------|-------|--------------|---|-------|------------|--------|------|---------|

**ROGUE 14-16 UTILITY 4 PUERTAS**

|         |       |       |       |          |  |   |              |                                 |       |                |           |
|---------|-------|-------|-------|----------|--|---|--------------|---------------------------------|-------|----------------|-----------|
| COTIZAR |       |       |       | FW-03898 |  | 0 | PARABRISA    | SOL,TERCER VISOR,ACOUSTIC INTER | 14-16 | UTILITY 4 PTAS | S/M       |
| COTIZAR |       |       |       | FW-04077 |  | 0 | PARABRISA    | SOLAR,TERCER VISOR,REPUESTO     | 14-16 | UTILITY 4 PTAS | S/M       |
| -       | 3,500 | 3,500 | -     | FD-26154 |  | 0 | PUERTA D DER | SOLAR                           | 14-16 | UTILITY 4 PTAS | S/M       |
| -       | 3,500 | 3,500 | -     | FD-26155 |  | 0 | PUERTA D IZQ | SOLAR                           | 14-16 | UTILITY 4 PTAS | S/M       |
| -       | 3,400 | 3,400 | 5,000 | FD-26156 |  | 0 | PUERTA T DER | SOLAR                           | 14-16 | UTILITY 4 PTAS | 19.0X32.0 |
| -       | 3,400 | 3,400 | 5,000 | FD-26157 |  | 0 | PUERTA T IZQ | SOLAR                           | 14-16 | UTILITY 4 PTAS | 19.0X32.0 |
| COTIZAR |       |       |       | FD-26224 |  | 0 | PUERTA T DER | SOLAR,ASIENTO DE FILA           | 14-16 | UTILITY 4 PTAS | S/M       |
| COTIZAR |       |       |       | FD-26225 |  | 0 | PUERTA T IZQ | SOLAR,ASIENTO DE FILA           | 14-16 | UTILITY 4 PTAS | S/M       |
| -       | 4,000 | 4,000 | 6,000 | FQ-26158 |  | 0 | CUARTO T DER | ENCAP,SOLAR,TRIM BRILLANTE      | 14-16 | UTILITY 4 PTAS | 13.3X15.7 |
| -       | 4,000 | 4,000 | 6,000 | FQ-26159 |  | 0 | CUARTO T IZQ | ENCAP,SOLAR,TRIM BRILLANTE      | 14-16 | UTILITY 4 PTAS | 13.3X15.7 |
| COTIZAR |       |       |       | FB-26160 |  | 1 | MEDALLON     | DEFROTE,PERFO,SOLAR             | 14-16 | UTILITY 4 PTAS | 21.4X53.8 |

**SAKURA 200 SX 80-83 HARDTOP 2 PUERTAS**

|         |       |   |   |          |  |   |            |               |       |                 |           |
|---------|-------|---|---|----------|--|---|------------|---------------|-------|-----------------|-----------|
| COTIZAR |       |   |   | FW-00405 |  | 0 | PARABRISA  | SAKURA 200 SX | 80-83 | HT-HB 2 PTAS.   | 28.9X55.9 |
| 3,000   | 3,200 | - | - | FD-01958 |  | 4 | PUERTA DER | SAKURA 200 SX | 80-83 | HARDTOP 2 PTAS. | 19.0X42.0 |
| 3,000   | 3,200 | - | - | FD-01959 |  | 4 | PUERTA IZQ | SAKURA 200 SX | 80-83 | HARDTOP 2 PTAS. | 19.0X42.0 |
| 2,400   | 2,600 | - | - | FQ-01961 |  | 3 | CUARTO DER | SAKURA 200 SX | 80-83 | HARDTOP 2 PTAS. | 12.0X19.0 |
| 2,400   | 2,600 | - | - | FQ-01962 |  | 3 | CUARTO IZQ | SAKURA 200 SX | 80-83 | HARDTOP 2 PTAS. | 12.0X19.0 |
| 2,600   | 2,800 | - | - | FQ-01965 |  | 5 | CUARTO DER | SAKURA 200 SX | 80-83 | HARDTOP 2 PTAS. | 12.0X19.0 |
| 2,600   | 2,800 | - | - | FQ-01966 |  | 5 | CUARTO IZQ | SAKURA 200 SX | 80-83 | HARDTOP 2 PTAS. | 12.0X19.0 |
| COTIZAR |       |   |   | FB-01967 |  | 0 | MEDALLON   | SAKURA 200 SX | 80-83 | HARDTOP 2 PTAS. | 19.0X55.0 |

**SAKURA 200 SX 80-83 HATCHBACK 2 PUERTAS**


|         |       |   |   |          |  |   |            |               |       |                   |           |
|---------|-------|---|---|----------|--|---|------------|---------------|-------|-------------------|-----------|
| COTIZAR |       |   |   | FW-00405 |  | 0 | PARABRISA  | SAKURA 200 SX | 80-83 | HB-HT 2 PTAS.     | 28.9X55.9 |
| 3,000   | 3,200 | - | - | FD-01968 |  | 3 | PUERTA DER | SAKURA 200 SX | 80-83 | HATCHBACK 2 PTAS. | 18.0X41.0 |
| 3,000   | 3,200 | - | - | FD-01969 |  | 3 | PUERTA IZQ | SAKURA 200 SX | 80-83 | HATCHBACK 2 PTAS. | 18.0X41.0 |
| 2,400   | 2,600 | - | - | FQ-01970 |  | 0 | CUARTO DER | SAKURA 200 SX | 80-83 | HATCHBACK 2 PTAS. | 9.0X13.0  |
| 2,400   | 2,600 | - | - | FQ-01971 |  | 0 | CUARTO IZQ | SAKURA 200 SX | 80-83 | HATCHBACK 2 PTAS. | 9.0X13.0  |
| 2,600   | 2,800 | - | - | FQ-01972 |  | 3 | CUARTO DER | SAKURA 200 SX | 80-83 | HATCHBACK 2 PTAS. | 14.0X28.0 |
| 2,600   | 2,800 | - | - | FQ-01973 |  | 3 | CUARTO IZQ | SAKURA 200 SX | 80-83 | HATCHBACK 2 PTAS. | 14.0X28.0 |
| COTIZAR |       |   |   | FB-01974 |  | 0 | MEDALLON   | SAKURA 200 SX | 80-83 | HATCHBACK 2 PTAS. | 32.5X48.0 |

**SAMURAI 78-83 HATCHBACK 4 PUERTAS**

|         |       |   |   |          |  |   |              |         |       |                   |           |
|---------|-------|---|---|----------|--|---|--------------|---------|-------|-------------------|-----------|
| COTIZAR |       |   |   | FW-00412 |  | 0 | PARABRISA    | SAMURAI | 78-83 | HATCHBACK 4 PTAS. | 22.0X55.0 |
| 2,400   | 2,600 | - | - | FD-01991 |  | 0 | PUERTA D DER | SAMURAI | 78-83 | HATCHBACK 4 PTAS. | 18.0X29.0 |



INDUSTRIA DE CRISTAL TEMPLADO, SA DE CV



| CL | TX | IZQ FOR | PRIV | CLAVE | EQUIVALENCIA | Ø | PARTE | ACCESORIOS | MODELO | TIPO | MEDIDAS |
|----|----|---------|------|-------|--------------|---|-------|------------|--------|------|---------|
|----|----|---------|------|-------|--------------|---|-------|------------|--------|------|---------|

**SAMURAI 78-83 HATCHBACK 4 PUERTAS**

|         |       |   |   |          |  |   |              |         |       |                   |           |
|---------|-------|---|---|----------|--|---|--------------|---------|-------|-------------------|-----------|
| 2,400   | 2,600 | - | - | FD-01992 |  | 0 | PUERTA D IZQ | SAMURAI | 78-83 | HATCHBACK 4 PTAS. | 18.0X29.0 |
| 2,300   | 2,500 | - | - | FD-01993 |  | 0 | PUERTA T DER | SAMURAI | 78-83 | HATCHBACK 4 PTAS. | 18.0X19.0 |
| 2,300   | 2,500 | - | - | FD-01994 |  | 0 | PUERTA T IZQ | SAMURAI | 78-83 | HATCHBACK 4 PTAS. | 18.0X19.0 |
| 1,400   | 1,600 | - | - | FV-01995 |  | 0 | ALETA T DER  | SAMURAI | 78-83 | HATCHBACK 4 PTAS. | 13.0X14.0 |
| 1,400   | 1,600 | - | - | FV-01996 |  | 0 | ALETA T IZQ  | SAMURAI | 78-83 | HATCHBACK 4 PTAS. | 13.0X14.0 |
| 2,400   | 2,600 | - | - | FQ-01997 |  | 0 | CUARTO T DER | SAMURAI | 78-83 | HATCHBACK 4 PTAS. | 9.0X31.0  |
| 2,400   | 2,600 | - | - | FQ-01998 |  | 0 | CUARTO T IZQ | SAMURAI | 78-83 | HATCHBACK 4 PTAS. | 9.0X31.0  |
| COTIZAR |       |   |   | FB-01999 |  | 0 | MEDALLON     | SAMURAI | 78-83 | HATCHBACK 4 PTAS. | 31.0X47.0 |

**SAMURAI NINJA 84-87 HACHTBACK/COUPE 2 PUERTAS**

|         |       |   |   |          |  |   |              |                        |       |               |           |
|---------|-------|---|---|----------|--|---|--------------|------------------------|-------|---------------|-----------|
| COTIZAR |       |   |   | FW-00441 |  | 0 | PARABRISA    | SAMURAI NINJA/TSURU    | 84-87 | HB/CP 2 PTAS. | 28.4X53.4 |
| 2,800   | 3,000 | - | - | FD-02437 |  | 0 | PUERTA DER   | SAMURAI NINJA          | 84-87 | HB/CP 2 PTAS. | 17.0X38.0 |
| 2,800   | 3,000 | - | - | FD-02438 |  | 0 | PUERTA IZQ   | SAMURAI NINJA          | 84-87 | HB/CP 2 PTAS. | 17.0X38.0 |
| 2,400   | 2,600 | - | - | FQ-02452 |  | 1 | CUARTO DER   | SAMURAI NINJA, MOVIBLE | 84-87 | HB/CP 2 PTAS. | 17.0X28.0 |
| 2,400   | 2,600 | - | - | FQ-02453 |  | 1 | CUARTO IZQ   | SAMURAI NINJA, MOVIBLE | 84-87 | HB/CP 2 PTAS. | 17.0X28.0 |
| 3,000   | 3,200 | - | - | FQ-02454 |  | 0 | CUARTO T DER | SAMURAI NINJA, FIJO    | 84-87 | HB/CP 2 PTAS. | 17.0X38.0 |
| 3,000   | 3,200 | - | - | FQ-02455 |  | 0 | CUARTO T IZQ | SAMURAI NINJA, FIJO    | 84-87 | HB/CP 2 PTAS. | 17.0X38.0 |
| COTIZAR |       |   |   | FB-02456 |  | 0 | MEDALLON     | SAMURAI NINJA          | 84-87 | HB/CP 2 PTAS. | 42.5X48.5 |

**SENTRA 87-88 HATCHBACK 2 PUERTAS**

(TSURU II 87-93)


|         |       |   |   |          |  |   |            |                         |       |                       |           |
|---------|-------|---|---|----------|--|---|------------|-------------------------|-------|-----------------------|-----------|
| COTIZAR |       |   |   | FW-00539 |  | 0 | PARABRISA  | SENTRA/TSURU II, ANTENA | 87-88 | HB 2 PTAS./GY 4 PTAS. | 31.5X58.0 |
| COTIZAR |       |   |   | FW-00528 |  | 0 | PARABRISA  | SENTRA/TSURU II         | 87-88 | HB 2 PTAS./GY 4 PTAS. | 31.5X58.0 |
| 2,800   | 3,000 | - | - | FD-03231 |  | 0 | PUERTA DER | SENTRA/TSURU II         | 87-88 | HATCHBACK 2 PTAS.     | 21.0X36.5 |
| 2,800   | 3,000 | - | - | FD-03232 |  | 0 | PUERTA IZQ | SENTRA/TSURU II         | 87-88 | HATCHBACK 2 PTAS.     | 21.0X36.5 |
| 2,600   | 2,800 | - | - | FQ-03367 |  | 3 | CUARTO DER | SENTRA                  | 87-88 | HATCHBACK 2 PTAS.     | 17.1X30.8 |
| 2,600   | 2,800 | - | - | FQ-03368 |  | 3 | CUARTO IZQ | SENTRA                  | 87-88 | HATCHBACK 2 PTAS.     | 17.1X30.8 |
| COTIZAR |       |   |   | FB-03369 |  | 0 | MEDALLON   | SENTRA                  | 87-88 | HATCHBACK 2 PTAS.     | 28.0X56.7 |

**SENTRA 200 SX LUCINO 95-99 COUPE 2 PUERTAS**

|         |       |   |   |          |  |   |            |                      |       |               |           |
|---------|-------|---|---|----------|--|---|------------|----------------------|-------|---------------|-----------|
| COTIZAR |       |   |   | FW-00801 |  | 0 | PARABRISA  | SENTRA 200 SX LUCINO | 95-99 | COUPE 2 PTAS. | 32.0X56.0 |
| 3,000   | 3,200 | - | - | FD-05497 |  | 0 | PUERTA DER | SENTRA 200 SX LUCINO | 95-99 | COUPE 2 PTAS. | 20.0X38.3 |
| 3,000   | 3,200 | - | - | FD-05498 |  | 0 | PUERTA IZQ | SENTRA 200 SX LUCINO | 95-99 | COUPE 2 PTAS. | 20.0X38.3 |
| 2,600   | 2,800 | - | - | FQ-05503 |  | 0 | CUARTO DER | SENTRA 200 SX LUCINO | 95-99 | COUPE 2 PTAS. | 16.7X23.0 |
| 2,600   | 2,800 | - | - | FQ-05504 |  | 0 | CUARTO IZQ | SENTRA 200 SX LUCINO | 95-99 | COUPE 2 PTAS. | 16.7X23.0 |
| 7,000   | 7,200 | - | - | FB-05499 |  | 0 | MEDALLON   | SENTRA 200 SX LUCINO | 95-99 | COUPE 2 PTAS. | 32.5X53.5 |



INDUSTRIA DE CRISTAL TEMPLADO, SA DE CV



| CL                                      | TX    | IZQ FOR | PRIV | CLAVE    | EQUIVALENCIA | Ø | PARTE        | ACCESORIOS                     | MODELO | TIPO          | MEDIDAS   |
|---|-------|---------|------|----------|--------------|---|--------------|--------------------------------|--------|---------------|-----------|
| <b>SENTRA I 95-99 SEDAN 4 PUERTAS</b>   |       |         |      |          |              |   |              |                                |        |               |           |
| COTIZAR                                 |       |         |      | FW-00801 |              | 0 | PARABRISA    | SENTRA I                       | 95-99  | SEDAN 4 PTAS. | 32.0X56.0 |
| 2,400                                   | 2,600 | -       | -    | FD-05489 |              | 0 | PUERTA D DER | SENTRA I                       | 95-99  | SEDAN 4 PTAS. | 20.0X36.0 |
| 2,400                                   | 2,600 | -       | -    | FD-05490 |              | 0 | PUERTA D IZQ | SENTRA I                       | 95-99  | SEDAN 4 PTAS. | 20.0X36.0 |
| 2,300                                   | 2,500 | -       | -    | FD-05491 |              | 0 | PUERTA T DER | SENTRA I                       | 95-99  | SEDAN 4 PTAS. | 25.8X25.8 |
| 2,300                                   | 2,500 | -       | -    | FD-05492 |              | 0 | PUERTA T IZQ | SENTRA I                       | 95-99  | SEDAN 4 PTAS. | 25.8X25.8 |
| 1,400                                   | 1,600 | -       | -    | FV-05493 |              | 0 | ALETA T DER  | SENTRA I                       | 95-99  | SEDAN 4 PTAS. | 11.6X12.6 |
| 1,400                                   | 1,600 | -       | -    | FV-05494 |              | 0 | ALETA T IZQ  | SENTRA I                       | 95-99  | SEDAN 4 PTAS. | 11.6X12.6 |
| 6,000                                   | 6,200 | -       | -    | FB-05495 |              | 0 | MEDALLON     | SENTRA I, DEFROSTER            | 95-99  | SEDAN 4 PTAS. | 29.5X53.0 |
| COTIZAR                                 |       |         |      | FB-05496 |              | 0 | MEDALLON     | ANTENA, DEF, ENTRADA SIN LLAVE | 95-99  | SEDAN 4 PTAS. | 29.5X53.0 |
| <b>SENTRA II 01-06 SEDAN 4 PUERTAS</b>  |       |         |      |          |              |   |              |                                |        |               |           |
| COTIZAR                                 |       |         |      | FW-02179 |              | 0 | PARABRISA    | SENTRA II                      | 01-06  | SEDAN 4 PTAS. | 35.8X56.5 |
| 2,400                                   | 2,600 | -       | -    | FD-21029 |              | 0 | PUERTA D DER | SENTRA II                      | 01-06  | SEDAN 4 PTAS. | 24.0X36.5 |
| 2,400                                   | 2,600 | -       | -    | FD-21030 |              | 0 | PUERTA D IZQ | SENTRA II                      | 01-06  | SEDAN 4 PTAS. | 24.0X36.5 |
| 2,300                                   | 2,500 | -       | -    | FD-21031 |              | 0 | PUERTA T DER | SENTRA II                      | 01-06  | SEDAN 4 PTAS. | 22.0X25.0 |
| 2,300                                   | 2,500 | -       | -    | FD-21032 |              | 0 | PUERTA T IZQ | SENTRA II                      | 01-06  | SEDAN 4 PTAS. | 22.0X25.0 |
| 1,400                                   | 1,600 | -       | -    | FV-21033 |              | 0 | ALETA T DER  | SENTRA II                      | 01-06  | SEDAN 4 PTAS. | 10.5X12.0 |
| 1,400                                   | 1,600 | -       | -    | FV-21034 |              | 0 | ALETA T IZQ  | SENTRA II                      | 01-06  | SEDAN 4 PTAS. | 10.5X12.0 |
| 6,000                                   | 6,200 | -       | -    | FB-21035 |              | 0 | MEDALLON     | SENTRA II, DEFROSTER           | 01-06  | SEDAN 4 PTAS. | 29.0X52.0 |
| <b>SENTRA III 07-12 SEDAN 4 PUERTAS</b> |       |         |      |          |              |   |              |                                |        |               |           |
| COTIZAR                                 |       |         |      | FW-02729 |              | 0 | PARABRISA    | SENTRA III, TERCER VISOR       | 07-12  | SEDAN 4 PTAS. | 38.0X56.5 |
| 2,400                                   | 2,600 | -       | -    | FD-23371 |              | 0 | PUERTA D DER | SENTRA III, SOLAR              | 07-12  | SEDAN 4 PTAS. | 22.5X38.5 |
| 2,400                                   | 2,600 | -       | -    | FD-23372 |              | 0 | PUERTA D IZQ | SENTRA III, SOLAR              | 07-12  | SEDAN 4 PTAS. | 22.5X38.5 |
| 2,300                                   | 2,500 | -       | -    | FD-23373 |              | 0 | PUERTA T DER | SENTRA III, SOLAR              | 07-12  | SEDAN 4 PTAS. | 19.5X26.0 |
| 2,300                                   | 2,500 | -       | -    | FD-23374 |              | 0 | PUERTA T IZQ | SENTRA III, SOLAR              | 07-12  | SEDAN 4 PTAS. | 19.5X26.0 |
| 1,400                                   | 1,600 | -       | -    | FV-23375 |              | 0 | ALETA T DER  | SENTRA III, SOLAR              | 07-12  | SEDAN 4 PTAS. | 6.0X10.0  |
| 1,400                                   | 1,600 | -       | -    | FV-23376 |              | 0 | ALETA T IZQ  | SENTRA III, SOLAR              | 07-12  | SEDAN 4 PTAS. | 6.0X10.0  |
| 6,500                                   | 6,700 | -       | -    | FB-23377 |              | 0 | MEDALLON     | SENTRA III, DEFROSTER, SOLAR   | 07-12  | SEDAN 4 PTAS. | 26.8X48.0 |



INDUSTRIA DE CRISTAL TEMPLADO, SA DE CV



| CL | TX | IZQ FOR | PRIV | CLAVE | EQUIVALENCIA | Ø | PARTE | ACCESORIOS | MODELO | TIPO | MEDIDAS |
|----|----|---------|------|-------|--------------|---|-------|------------|--------|------|---------|
|----|----|---------|------|-------|--------------|---|-------|------------|--------|------|---------|

**SENTRA 13-16 SEDAN 4 PUERTAS**

|  |         |  |  |          |  |   |           |                     |       |                 |           |
|--|---------|--|--|----------|--|---|-----------|---------------------|-------|-----------------|-----------|
|  | COTIZAR |  |  | FW-03667 |  | 0 | PARABRISA | SOLAR, TERCER VISOR | 13-16 | SEDAN 4 PUERTAS | 37.0X52.0 |
|  | COTIZAR |  |  | FW-03668 |  | 0 | PARABRISA | SOLAR, TERCER VISOR | 13-16 | SEDAN 4 PUERTAS | 37.0X52.0 |

**SENTRA 13-16 SEDAN 4 PUERTAS**

|   |        |   |   |          |  |   |              |                          |       |                 |           |
|---|--------|---|---|----------|--|---|--------------|--------------------------|-------|-----------------|-----------|
| - | 2,800  | - | - | FD-25763 |  | 0 | PUERTA D DER | SOLAR                    | 13-16 | SEDAN 4 PUERTAS | 22.5X39.8 |
| - | 2,800  | - | - | FD-25764 |  | 0 | PUERTA D IZQ | SOLAR                    | 13-16 | SEDAN 4 PUERTAS | 22.5X39.8 |
| - | 2,700  | - | - | FD-25765 |  | 0 | PUERTA T DER | SOLAR                    | 13-16 | SEDAN 4 PUERTAS | 18.0X27.5 |
| - | 2,700  | - | - | FD-25766 |  | 0 | PUERTA T IZQ | SOLAR                    | 13-16 | SEDAN 4 PUERTAS | 18.0X27.5 |
| - | 3,000  | - | - | FQ-25767 |  | 0 | CUARTO T DER | ENCAP, SOL, MOLD CROMADA | 13-16 | SEDAN 4 PUERTAS | 13.5X15.0 |
| - | 3,000  | - | - | FQ-25768 |  | 0 | CUARTO T IZQ | ENCAP, SOL, MOLD CROMADA | 13-16 | SEDAN 4 PUERTAS | 13.5X15.0 |
| - | 11,000 | - | - | FB-25769 |  | 0 | MEDALLON     | ANT, DEFROSTER, SOLAR    | 13-16 | SEDAN 4 PUERTAS | 34.5X49.3 |

**STANZA 82-85 HATCHBACK 2 PUERTAS**

|       |         |   |   |          |  |   |            |        |       |                   |           |
|-------|---------|---|---|----------|--|---|------------|--------|-------|-------------------|-----------|
|       | COTIZAR |   |   | FW-00433 |  | 0 | PARABRISA  | STANZA | 82-85 | HATCHBACK 2 PTAS. | 29.0X56.3 |
| 3,300 | 3,500   | - | - | FD-02336 |  | 0 | PUERTA DER | STANZA | 82-85 | HATCHBACK 2 PTAS. | 18.0X40.0 |
| 3,300 | 3,500   | - | - | FD-02337 |  | 0 | PUERTA IZQ | STANZA | 82-85 | HATCHBACK 2 PTAS. | 18.0X40.0 |
| 3,000 | 3,200   | - | - | FQ-02338 |  | 1 | CUARTO DER | STANZA | 82-85 | HATCHBACK 2 PTAS. | 17.0X42.0 |
| 3,000 | 3,200   | - | - | FQ-02339 |  | 1 | CUARTO IZQ | STANZA | 82-85 | HATCHBACK 2 PTAS. | 17.0X42.0 |
|       | COTIZAR |   |   | FB-02340 |  | 0 | MEDALLON   | STANZA | 82-85 | HATCHBACK 2 PTAS. | 33.9X49.3 |

**TIIDA 07-13 HATCHBACK 4 PUERTAS (SOLO EN MEXICO)**

(VERSA 07-15 SEDAN /HB 4 PTAS)


|       |         |   |   |          |  |   |              |                           |       |                       |           |
|-------|---------|---|---|----------|--|---|--------------|---------------------------|-------|-----------------------|-----------|
|       | COTIZAR |   |   | FW-03332 |  | 0 | PARABRISA    | TERC VIS, CABL OPC COMBUS | 07-13 | HB 4 PTAS./SD 4 PTAS. | 38.1X52.7 |
|       | COTIZAR |   |   | FW-02653 |  | 0 | PARABRISA    | TERCER VISOR              | 07-13 | HB 4 PTAS./SD 4 PTAS. | 38.1X52.7 |
| 1,600 | 1,800   | - | - | FV-23062 |  | 0 | ALETA D DER  | ENCAP, MOLD NEGRA, SOLAR  | 07-13 | HB 4 PTAS./SD 4 PTAS. | 10.8X15.8 |
| 1,600 | 1,800   | - | - | FV-23063 |  | 0 | ALETA D IZQ  | ENCAP, MOLD NEGRA, SOLAR  | 07-13 | HB 4 PTAS./SD 4 PTAS. | 10.8X15.8 |
| 2,400 | 2,600   | - | - | FD-23064 |  | 0 | PUERTA D DER | TIIDA, SOLAR              | 07-13 | HB 4 PTAS./SD 4 PTAS. | 22.5X38.3 |
| 2,400 | 2,600   | - | - | FD-23065 |  | 0 | PUERTA D IZQ | TIIDA, SOLAR              | 07-13 | HB 4 PTAS./SD 4 PTAS. | 22.5X38.3 |
| 2,300 | 2,500   | - | - | FD-23066 |  | 0 | PUERTA T DER | TIIDA, SOLAR              | 07-13 | HB 4 PTAS./SD 4 PTAS. | 20.5X24.0 |
| 2,300 | 2,500   | - | - | FD-23067 |  | 0 | PUERTA T IZQ | TIIDA, SOLAR              | 07-13 | HB 4 PTAS./SD 4 PTAS. | 20.5X24.0 |
| 1,400 | 1,600   | - | - | FV-23068 |  | 0 | ALETA T DER  | TIIDA, SOLAR              | 07-13 | HATCHBACK 4 PTAS.     | 10.5X14.5 |
| 1,400 | 1,600   | - | - | FV-23069 |  | 0 | ALETA T IZQ  | TIIDA, SOLAR              | 07-13 | HATCHBACK 4 PTAS.     | 10.5X14.5 |
| 7,000 | 7,200   | - | - | FB-23070 |  | 1 | MEDALLON     | TIIDA, DEFROSTER, SOLAR   | 07-13 | HATCHBACK 4 PTAS.     | 20.3X51.6 |

**TIIDA 10-16 SEDAN 4 PUERTAS (SOLO EN MEXICO)**

|  |         |  |  |          |  |   |           |                           |       |                  |           |
|--|---------|--|--|----------|--|---|-----------|---------------------------|-------|------------------|-----------|
|  | COTIZAR |  |  | FW-03332 |  | 0 | PARABRISA | TERC VIS, CABL OPC COMBUS | 10-16 | SEDAN 4 PUERTAS. | 38.1X52.7 |
|  | COTIZAR |  |  | FW-02653 |  | 0 | PARABRISA | TERCER VISOR              | 10-16 | SEDAN 4 PUERTAS. | 38.1X52.7 |



INDUSTRIA DE CRISTAL TEMPLADO, SA DE CV



| CL    | TX    | IZQ FOR | PRIV | CLAVE    | EQUIVALENCIA | Ø | PARTE        | ACCESORIOS               | MODELO | TIPO             | MEDIDAS   |
|-------|-------|---------|------|----------|--------------|---|--------------|--------------------------|--------|------------------|-----------|
| 1,600 | 1,800 | -       | -    | FV-23062 |              | 0 | ALETA D DER  | ENCAP, MOLD NEGRA, SOLAR | 10-16  | SEDAN 4 PUERTAS. | 10.8X15.8 |
| 1,600 | 1,800 | -       | -    | FV-23063 |              | 0 | ALETA D IZQ  | ENCAP, MOLD NEGRA, SOLAR | 10-16  | SEDAN 4 PUERTAS. | 10.8X15.8 |
| 2,400 | 2,600 | -       | -    | FD-23064 |              | 0 | PUERTA D DER | TIIDA, SOLAR             | 10-16  | SEDAN 4 PUERTAS. | 22.5X38.3 |

**TIIDA 10-16 SEDAN 4 PUERTAS (SOLO EN MEXICO)**

|       |       |   |   |          |  |   |              |                    |       |                  |           |
|-------|-------|---|---|----------|--|---|--------------|--------------------|-------|------------------|-----------|
| 2,400 | 2,600 | - | - | FD-23065 |  | 0 | PUERTA D IZQ | TIIDA, SOLAR       | 10-16 | SEDAN 4 PUERTAS. | 22.5X38.3 |
| 2,300 | 2,500 | - | - | FD-23066 |  | 0 | PUERTA T DER | TIIDA, SOLAR       | 10-16 | SEDAN 4 PUERTAS. | 20.5X24.0 |
| 2,300 | 2,500 | - | - | FD-23067 |  | 0 | PUERTA T IZQ | TIIDA, SOLAR       | 10-16 | SEDAN 4 PUERTAS. | 20.5X24.0 |
| 1,400 | 1,600 | - | - | FV-23197 |  | 0 | ALETA T DER  | ENCAPSULADO, SOLAR | 10-16 | SEDAN 4 PUERTAS. | 9.1X15.8  |
| 1,400 | 1,600 | - | - | FV-23198 |  | 0 | ALETA T IZQ  | ENCAPSULADO, SOLAR | 10-16 | SEDAN 4 PUERTAS. | 9.1X15.8  |
| 7,000 | 7,200 | - | - | FB-23199 |  | 0 | MEDALLON     | DEFROSTER, SOLAR   | 10-16 | SEDAN 4 PUERTAS. | 27.5X48.7 |

**TSUBAME 93-04 GUAYIN 4 PUERTAS (SOLO EN MEXICO)**

|         |       |   |   |          |  |   |              |                         |       |                |           |
|---------|-------|---|---|----------|--|---|--------------|-------------------------|-------|----------------|-----------|
| COTIZAR |       |   |   | FW-02152 |  | 0 | PARABRISA    | TSUBAME                 | 93-04 | GUAYIN 4 PTAS. | 37.0X57.5 |
| 2,400   | 2,600 | - | - | FD-20830 |  | 2 | PUERTA D DER | TSUBAME                 | 93-04 | GUAYIN 4 PTAS. | 22.8X33.9 |
| 2,400   | 2,600 | - | - | FD-20831 |  | 2 | PUERTA D IZQ | TSUBAME                 | 93-04 | GUAYIN 4 PTAS. | 22.8X33.9 |
| 2,300   | 2,500 | - | - | FD-20832 |  | 2 | PUERTA T DER | TSUBAME                 | 93-04 | GUAYIN 4 PTAS. | 22.0X28.3 |
| 2,300   | 2,500 | - | - | FD-20833 |  | 2 | PUERTA T IZQ | TSUBAME                 | 93-04 | GUAYIN 4 PTAS. | 22.0X28.3 |
| 3,000   | 3,200 | - | - | FQ-20834 |  | 0 | CUARTO T DER | TSUBAME, ENCAPSULADO    | 93-04 | GUAYIN 4 PTAS. | 21.3X33.9 |
| 3,000   | 3,200 | - | - | FQ-20835 |  | 0 | CUARTO T IZQ | TSUBAME, ENCAPSULADO    | 93-04 | GUAYIN 4 PTAS. | 21.3X33.9 |
| COTIZAR |       |   |   | FB-20836 |  | 0 | MEDALLON     | TSUBAME, DEFROSTER      | 93-04 | GUAYIN 4 PTAS. | 20.9X54.3 |
| COTIZAR |       |   |   | FB-20837 |  | 0 | MEDALLON     | TSUBAME, ANT, DEFROSTER | 93-04 | GUAYIN 4 PTAS. | 20.9X54.3 |
| 6,000   | 6,200 | - | - | FB-20838 |  | 0 | MEDALLON     | TSUBAME                 | 93-04 | GUAYIN 4 PTAS. | 20.9X54.3 |

**TSURU I 84-87 SEDAN 2 PUERTAS**

|         |       |   |   |          |  |   |            |         |       |                 |           |
|---------|-------|---|---|----------|--|---|------------|---------|-------|-----------------|-----------|
| COTIZAR |       |   |   | FW-00440 |  | 0 | PARABRISA  | TSURU I | 84-87 | SEDAN 2-4 PTAS. | 27.5X53.5 |
| 2,600   | 2,800 | - | - | FD-02432 |  | 0 | PUERTA DER | TSURU I | 84-87 | SEDAN 2 PTAS.   | 19.0X39.0 |
| 2,600   | 2,800 | - | - | FD-02433 |  | 0 | PUERTA IZQ | TSURU I | 84-87 | SEDAN 2 PTAS.   | 19.0X39.0 |
| 2,500   | 2,700 | - | - | FQ-02434 |  | 3 | CUARTO DER | TSURU I | 84-87 | SEDAN 2 PTAS.   | 18.0X31.0 |
| 2,500   | 2,700 | - | - | FQ-02435 |  | 3 | CUARTO IZQ | TSURU I | 84-87 | SEDAN 2 PTAS.   | 18.0X31.0 |
| 6,000   | 6,200 | - | - | FB-02436 |  | 0 | MEDALLON   | TSURU I | 84-87 | SEDAN 2-4 PTAS. | 22.0X52.5 |

**TSURU I 84-87 SEDAN 4 PUERTAS**

|         |       |   |   |          |  |   |              |         |       |              |           |
|---------|-------|---|---|----------|--|---|--------------|---------|-------|--------------|-----------|
| COTIZAR |       |   |   | FW-00440 |  | 0 | PARABRISA    | TSURU I | 84-87 | SEDAN 4 PTAS | 27.5X53.5 |
| 2,400   | 2,600 | - | - | FD-02571 |  | 0 | PUERTA D DER | TSURU I | 84-87 | SEDAN 4 PTAS | 20.0X30.0 |
| 2,400   | 2,600 | - | - | FD-02572 |  | 0 | PUERTA D IZQ | TSURU I | 84-87 | SEDAN 4 PTAS | 20.0X30.0 |
| 2,300   | 2,500 | - | - | FD-02439 |  | 0 | PUERTA T DER | TSURU I | 84-87 | SEDAN 4 PTAS | 17.0X21.0 |
| 2,300   | 2,500 | - | - | FD-02440 |  | 0 | PUERTA T IZQ | TSURU I | 84-87 | SEDAN 4 PTAS | 17.0X21.0 |
| 1,400   | 1,600 | - | - | FV-02441 |  | 0 | ALETA T DER  | TSURU I | 84-87 | SEDAN 4 PTAS | 15.0X17.0 |
| 1,400   | 1,600 | - | - | FV-02442 |  | 0 | ALETA T IZQ  | TSURU I | 84-87 | SEDAN 4 PTAS | 15.0X17.0 |



INDUSTRIA DE CRISTAL TEMPLADO, SA DE CV



| CL                                   | TX    | IZQ FOR | PRIV | CLAVE    | EQUIVALENCIA | Ø | PARTE    | ACCESORIOS | MODELO | TIPO         | MEDIDAS   |
|--------------------------------------|-------|---------|------|----------|--------------|---|----------|------------|--------|--------------|-----------|
| <b>TSURU I 84-87 SEDAN 4 PUERTAS</b> |       |         |      |          |              |   |          |            |        |              |           |
| 6,000                                | 6,200 | -       | -    | FB-02436 |              | 0 | MEDALLON | TSURU I    | 84-87  | SEDAN 4 PTAS | 22.0X52.5 |



INDUSTRIA DE CRISTAL TEMPLADO, SA DE CV




| CL                                    | TX    | IZQ FOR | PRIV | CLAVE    | EQUIVALENCIA | Ø | PARTE        | ACCESORIOS                 | MODELO | TIPO           | MEDIDAS   |
|---------------------------------------|-------|---------|------|----------|--------------|---|--------------|----------------------------|--------|----------------|-----------|
| <b>TSURU I 82-86 GUAYIN 4 PUERTAS</b> |       |         |      |          |              |   |              |                            |        |                |           |
| COTIZAR                               |       |         |      | FW-00441 |              | 0 | PARABRISA    | TSURU I/SAMURAI NINJA      | 82-86  | GUAYIN 4 PTAS. | 28.4X53.4 |
| 2,400                                 | 2,600 | -       | -    | FD-02443 |              | 0 | PUERTA D DER | TSURU I                    | 82-86  | GUAYIN 4 PTAS. | 17.0X30.0 |
| 2,400                                 | 2,600 | -       | -    | FD-02444 |              | 0 | PUERTA D IZQ | TSURU I                    | 82-86  | GUAYIN 4 PTAS. | 17.0X30.0 |
| 2,300                                 | 2,500 | -       | -    | FD-02445 |              | 0 | PUERTA T DER | TSURU I                    | 82-86  | GUAYIN 4 PTAS. | 17.0X21.0 |
| 2,300                                 | 2,500 | -       | -    | FD-02446 |              | 0 | PUERTA T IZQ | TSURU I                    | 82-86  | GUAYIN 4 PTAS. | 17.0X21.0 |
| 1,400                                 | 1,600 | -       | -    | FV-02447 |              | 0 | ALETA T DER  | TSURU I                    | 82-86  | GUAYIN 4 PTAS. | 15.0X16.0 |
| 1,400                                 | 1,600 | -       | -    | FV-02448 |              | 0 | ALETA T IZQ  | TSURU I                    | 82-86  | GUAYIN 4 PTAS. | 15.0X16.0 |
| 2,400                                 | 2,600 | -       | -    | FQ-02449 |              | 0 | CUARTO T DER | TSURU I                    | 82-86  | GUAYIN 4 PTAS. | 15.0X32.0 |
| 2,400                                 | 2,600 | -       | -    | FQ-02450 |              | 0 | CUARTO T IZQ | TSURU I                    | 82-86  | GUAYIN 4 PTAS. | 15.0X32.0 |
| COTIZAR                               |       |         |      | FB-02451 |              | 0 | MEDALLON     | TSURU I, DEFROSTER         | 82-85  | GUAYIN 4 PTAS. | 28.7X50.5 |
| COTIZAR                               |       |         |      | FB-03204 |              | 0 | MEDALLON     | TSURU I, ANTENA, DEFROSTER | 85     | GUAYIN 4 PTAS. | 28.7X50.5 |
| COTIZAR                               |       |         |      | FB-03260 |              | 0 | MEDALLON     | TSURU I, DEFROSTER         | 86     | GUAYIN 4 PTAS. | 28.7X50.5 |

|                                       |       |   |   |          |  |   |            |                         |       |               |           |
|---------------------------------------|-------|---|---|----------|--|---|------------|-------------------------|-------|---------------|-----------|
| <b>TSURU II 88-93 SEDAN 2 PUERTAS</b> |       |   |   |          |  |   |            |                         |       |               |           |
| COTIZAR                               |       |   |   | FW-00539 |  | 0 | PARABRISA  | TSURU II/SENTRA, ANTENA | 88-93 | SEDAN 2 PTAS. | 31.5X58.0 |
| COTIZAR                               |       |   |   | FW-00528 |  | 0 | PARABRISA  | TSURU II/SENTRA         | 88-93 | SEDAN 2 PTAS. | 31.5X58.0 |
| 2,800                                 | 3,000 | - | - | FD-03231 |  | 0 | PUERTA DER | TSURU II/SENTRA         | 88-93 | SEDAN 2 PTAS. | 21.0X36.5 |
| 2,800                                 | 3,000 | - | - | FD-03232 |  | 0 | PUERTA IZQ | TSURU II/SENTRA         | 88-93 | SEDAN 2 PTAS. | 21.0X36.5 |
| 2,500                                 | 2,700 | - | - | FQ-03233 |  | 3 | CUARTO DER | TSURU II                | 88-93 | SEDAN 2 PTAS. | 18.5X25.3 |
| 2,500                                 | 2,700 | - | - | FQ-03234 |  | 3 | CUARTO IZQ | TSURU II                | 88-93 | SEDAN 2 PTAS. | 18.5X25.3 |
| 6,000                                 | 6,200 | - | - | FB-03235 |  | 0 | MEDALLON   | TSURU II, DEFROSTER     | 88-93 | SEDAN 2 PTAS. | 25.2X55.0 |

|                                       |       |   |   |          |  |   |              |                         |       |               |           |
|---------------------------------------|-------|---|---|----------|--|---|--------------|-------------------------|-------|---------------|-----------|
| <b>TSURU II 88-93 SEDAN 4 PUERTAS</b> |       |   |   |          |  |   |              |                         |       |               |           |
| COTIZAR                               |       |   |   | FW-00539 |  | 0 | PARABRISA    | TSURU II/SENTRA, ANTENA | 88-93 | SEDAN 4 PTAS. | 31.5X58.0 |
| COTIZAR                               |       |   |   | FW-00528 |  | 0 | PARABRISA    | TSURU II/SENTRA         | 88-93 | SEDAN 4 PTAS. | 31.5X58.0 |
| 2,400                                 | 2,600 | - | - | FD-03236 |  | 0 | PUERTA D DER | TSURU II                | 88-93 | SEDAN 4 PTAS. | 19.0X28.4 |
| 2,400                                 | 2,600 | - | - | FD-03237 |  | 0 | PUERTA D IZQ | TSURU II                | 88-93 | SEDAN 4 PTAS. | 19.0X28.4 |
| 2,300                                 | 2,500 | - | - | FD-03238 |  | 0 | PUERTA T DER | TSURU II                | 88-93 | SEDAN 4 PTAS. | 18.5X21.8 |
| 2,300                                 | 2,500 | - | - | FD-03239 |  | 0 | PUERTA T IZQ | TSURU II                | 88-93 | SEDAN 4 PTAS. | 18.5X21.8 |
| 1,400                                 | 1,600 | - | - | FV-03240 |  | 0 | ALETA T DER  | TSURU II                | 88-93 | SEDAN 4 PTAS. | 15.0X17.0 |
| 1,400                                 | 1,600 | - | - | FV-03241 |  | 0 | ALETA T IZQ  | TSURU II                | 88-93 | SEDAN 4 PTAS. | 15.0X17.0 |
| 6,000                                 | 6,200 | - | - | FB-03235 |  | 0 | MEDALLON     | TSURU II, DEFROSTER     | 88-93 | SEDAN 4 PTAS. | 25.2X55.0 |



INDUSTRIA DE CRISTAL TEMPLADO, SA DE CV



| CL | TX | IZQ FOR | PRIV | CLAVE | EQUIVALENCIA | Ø | PARTE | ACCESORIOS | MODELO | TIPO | MEDIDAS |
|----|----|---------|------|-------|--------------|---|-------|------------|--------|------|---------|
|----|----|---------|------|-------|--------------|---|-------|------------|--------|------|---------|


| TSURU II 87-93 GUAYIN 4 PUERTAS |       |   |   |          |  |   |              |                           |       |                       | (SENTRA 87-88) |
|---------------------------------|-------|---|---|----------|--|---|--------------|---------------------------|-------|-----------------------|----------------|
| COTIZAR                         |       |   |   | FW-00539 |  | 0 | PARABRISA    | TSURU II/SENTRA, ANTENA   | 87-93 | GY 4 PTAS./HB 2 PTAS. | 31.5X58.0      |
| COTIZAR                         |       |   |   | FW-00528 |  | 0 | PARABRISA    | TSURU II/SENTRA           | 87-93 | GY 4 PTAS./HB 2 PTAS. | 31.5X58.0      |
| 2,400                           | 2,600 | - | - | FD-03236 |  | 0 | PUERTA D DER | TSURU II                  | 87-93 | GUAYIN 4 PTAS.        | 19.0X28.4      |
| 2,400                           | 2,600 | - | - | FD-03237 |  | 0 | PUERTA D IZQ | TSURU II                  | 87-93 | GUAYIN 4 PTAS.        | 19.0X28.4      |
| 2,300                           | 2,500 | - | - | FD-03358 |  | 0 | PUERTA T DER | TSURU II                  | 87-93 | GUAYIN 4 PTAS.        | 20.0X20.3      |
| 2,300                           | 2,500 | - | - | FD-03359 |  | 0 | PUERTA T IZQ | TSURU II                  | 87-93 | GUAYIN 4 PTAS.        | 20.0X20.3      |
| 1,400                           | 1,600 | - | - | FV-03360 |  | 0 | ALETA T DER  | TSURU II                  | 87-93 | GUAYIN 4 PTAS.        | 12.5X16.0      |
| 1,400                           | 1,600 | - | - | FV-03361 |  | 0 | ALETA T IZQ  | TSURU II                  | 87-93 | GUAYIN 4 PTAS.        | 12.5X16.0      |
| 2,600                           | 2,800 | - | - | FD-03362 |  | 0 | CUARTO T DER | TSURU II                  | 87-93 | GUAYIN 4 PTAS.        | 15.3X15.5      |
| 2,600                           | 2,800 | - | - | FQ-03363 |  | 0 | CUARTO T IZQ | TSURU II                  | 87-93 | GUAYIN 4 PTAS.        | 15.3X15.5      |
| COTIZAR                         |       |   |   | FB-03942 |  | 0 | MEDALLON     | TSURU II, DEFROSTER       | 87-93 | GUAYIN 4 PTAS.        | 31.0X54.0      |
| COTIZAR                         |       |   |   | FB-03364 |  | 0 | MEDALLON     | TSURU II, DEF, LIMPIDADOS | 87-93 | GUAYIN 4 PTAS.        | 31.0X54.0      |

| TSURU III 92-08 SEDAN 2 PUERTAS |       |   |   |          |  |   |            |                              |       |                 |           |
|---------------------------------|-------|---|---|----------|--|---|------------|------------------------------|-------|-----------------|-----------|
| COTIZAR                         |       |   |   | FW-00663 |  | 0 | PARABRISA  | TSURU III                    | 92-08 | SEDAN 2-4 PTAS. | 31.0X55.0 |
| 2,600                           | 2,800 | - | - | FD-04332 |  | 0 | PUERTA DER | TSURU III                    | 92-08 | SEDAN 2 PTAS.   | 19.8X38.2 |
| 2,600                           | 2,800 | - | - | FD-04333 |  | 0 | PUERTA IZQ | TSURU III                    | 92-08 | SEDAN 2 PTAS.   | 19.8X38.2 |
| 2,400                           | 2,600 | - | - | FQ-04334 |  | 0 | CUARTO DER | TSURU III                    | 92-08 | SEDAN 2 PTAS.   | 16.2X25.7 |
| 2,400                           | 2,600 | - | - | FQ-04335 |  | 0 | CUARTO IZQ | TSURU III                    | 92-08 | SEDAN 2 PTAS.   | 16.2X25.7 |
| COTIZAR                         |       |   |   | FB-04330 |  | 0 | MEDALLON   | TSURU III, DEFROSTER         | 91-08 | SEDAN 2-4 PTAS. | 26.7X52.4 |
| COTIZAR                         |       |   |   | FB-04331 |  | 0 | MEDALLON   | TSURU III, ANTENA, DEFROSTER | 91-08 | SEDAN 2-4 PTAS. | 26.7X52.4 |
| 6,500                           | 6,700 | - | - | FB-05288 |  | 0 | MEDALLON   | TSURU III, HECHO EN MEXICO   | 92-08 | SEDAN 4-2 PTAS. | 26.7X54.0 |

| TSURU III 91-15 SEDAN 4 PUERTAS |       |   |   |          |  |   |              |                              |       |                 |           |
|---------------------------------|-------|---|---|----------|--|---|--------------|------------------------------|-------|-----------------|-----------|
| COTIZAR                         |       |   |   | FW-00663 |  | 0 | PARABRISA    | TSURU III                    | 91-15 | SEDAN 4-2 PTAS. | 31.0X55.0 |
| 2,400                           | 2,600 | - | - | FD-04324 |  | 0 | PUERTA D DER | TSURU III                    | 91-15 | SEDAN 4 PTAS.   | 20.5X32.2 |
| 2,400                           | 2,600 | - | - | FD-04325 |  | 0 | PUERTA D IZQ | TSURU III                    | 91-15 | SEDAN 4 PTAS.   | 20.5X32.2 |
| 2,300                           | 2,500 | - | - | FD-04326 |  | 0 | PUERTA T DER | TSURU III                    | 91-15 | SEDAN 4 PTAS.   | 19.6X20.1 |
| 2,300                           | 2,500 | - | - | FD-04327 |  | 0 | PUERTA T IZQ | TSURU III                    | 91-15 | SEDAN 4 PTAS.   | 19.6X20.1 |
| 1,400                           | 1,600 | - | - | FV-04328 |  | 0 | ALETA T DER  | TSURU III                    | 91-15 | SEDAN 4 PTAS.   | 12.3X15.6 |
| 1,400                           | 1,600 | - | - | FV-04329 |  | 0 | ALETA T IZQ  | TSURU III                    | 91-15 | SEDAN 4 PTAS.   | 12.3X15.6 |
| COTIZAR                         |       |   |   | FB-04330 |  | 0 | MEDALLON     | TSURU III, DEFROSTER         | 91-15 | SEDAN 4-2 PTAS. | 26.7X52.4 |
| COTIZAR                         |       |   |   | FB-04331 |  | 0 | MEDALLON     | TSURU III, ANTENA, DEFROSTER | 91-15 | SEDAN 4-2 PTAS. | 26.7X52.4 |
| 6,500                           | 6,700 | - | - | FB-05288 |  | 0 | MEDALLON     | TSURU III, HECHO EN MEXICO   | 91-15 | SEDAN 4-2 PTAS. | 26.7X54.0 |



INDUSTRIA DE CRISTAL TEMPLADO, SA DE CV



| CL | TX | IZQ FOR | PRIV | CLAVE | EQUIVALENCIA | Ø | PARTE | ACCESORIOS | MODELO | TIPO | MEDIDAS |
|----|----|---------|------|-------|--------------|---|-------|------------|--------|------|---------|
|----|----|---------|------|-------|--------------|---|-------|------------|--------|------|---------|

**URVAN 00-01 PASAJEROS / CARGA (SOLO EN MEXICO)**


| COTIZAR |       |       |       | FW-00239 |  | 0 | PARABRISA      | URVAN               | 00-01 | PASAJEROS/CARGA | S/M       |
|---------|-------|-------|-------|----------|--|---|----------------|---------------------|-------|-----------------|-----------|
| 2,400   | 2,600 | 2,600 | 3,500 | FD-00240 |  | 0 | PUERTA DER     | URVAN               | 00-01 | PASAJEROS/CARGA | 42.3X22.0 |
| 2,400   | 2,600 | 2,600 | 3,500 | FD-00241 |  | 0 | PUERTA IZQ     | URVAN               | 00-01 | PASAJEROS/CARGA | 42.3X22.0 |
| 2,200   | 2,400 | 2,400 | 3,200 | FD-00242 |  | 2 | PUERTA T/D DER | CORREDIZA           | 00-01 | PASAJEROS/CARGA | 22.6X20.5 |
| 2,200   | 2,400 | 2,400 | 3,200 | FD-00243 |  | 2 | PUERTA T/T DER | CORREDIZA           | 00-01 | PASAJEROS/CARGA | 22.6X20.5 |
| 2,200   | 2,400 | 2,400 | 3,200 | FS-00244 |  | 2 | LADO T/D IZQ   | CENTRAL, MOVIBLE    | 00-01 | PASAJEROS       | 23.7X20.5 |
| 2,200   | 2,400 | 2,400 | 3,200 | FS-00245 |  | 2 | LADO T/T IZQ   | CENTRAL, MOVIBLE    | 00-01 | PASAJEROS       | 23.7X20.5 |
| 2,200   | 2,400 | 2,400 | 3,200 | FQ-00246 |  | 0 | CUARTO T DER   | DELANTERO FIJO      | 00-01 | PASAJEROS       | 29.0X20.4 |
| 2,200   | 2,400 | 2,400 | 3,200 | FQ-00247 |  | 2 | CUARTO T IZQ   | DELANTERO CORREDIZO | 00-01 | PASAJEROS       | 29.0X20.4 |
| 2,200   | 2,400 | 2,400 | 3,200 | FQ-00248 |  | 2 | CUARTO T DER   | TRASERO CORREDIZO   | 00-01 | PASAJEROS       | 20.4X30.3 |
| 2,200   | 2,400 | 2,400 | 3,200 | FQ-00249 |  | 2 | CUARTO T IZQ   | TRASERO CORREDIZO   | 00-01 | PASAJEROS       | 20.4X30.3 |
| 6,000   | 6,200 | 6,200 | 8,000 | FB-00260 |  | 1 | MEDALLON       | URVAN               | 00-01 | PASAJEROS/CARGA | 51.8X23.6 |

**URVAN 02-11 PASAJEROS / CARGA (SOLO EN MEXICO)**

| COTIZAR |       |       |       | FW-02344 |  | 0 | PARABRISA      | URVAN VAN               | 02-11 | PASAJEROS/CARGA | 30.5X59.5 |
|---------|-------|-------|-------|----------|--|---|----------------|-------------------------|-------|-----------------|-----------|
| COTIZAR |       |       |       | FW-02446 |  | 0 | PARABRISA      | URVAN VAN, TERCER VISOR | 02-11 | PASAJEROS/CARGA | 31.4X59.1 |
| 2,600   | 2,800 | 2,800 | 3,500 | FD-21788 |  | 0 | PUERTA D DER   | URVAN VAN               | 02-11 | PASAJEROS/CARGA | 22.0X33.8 |
| 2,600   | 2,800 | 2,800 | 3,500 | FD-21789 |  | 0 | PUERTA D IZQ   | URVAN VAN               | 02-11 | PASAJEROS/CARGA | 22.0X33.8 |
| 2,400   | 2,600 | 2,600 | 3,200 | FD-21790 |  | 2 | PUERTA T/D DER | URVAN VAN, CORREDIZA    | 02-11 | PASAJEROS/CARGA | 19.4X22.4 |
| 2,400   | 2,600 | 2,600 | 3,200 | FD-21791 |  | 2 | PUERTA T/T DER | URVAN VAN, CORREDIZA    | 02-11 | PASAJEROS/CARGA | 19.3X22.0 |
| 2,400   | 2,600 | 2,600 | 3,200 | FS-21792 |  | 2 | LADO T/D IZQ   | CENTRAL CORREDIZO       | 02-11 | PASAJEROS       | 19.4X24.3 |
| 2,400   | 2,600 | 2,600 | 3,200 | FS-21793 |  | 2 | LADO T/T IZQ   | CENTRAL CORREDIZO       | 02-11 | PASAJEROS       | 24.7X19.3 |
| 2,400   | 2,600 | 2,600 | 3,200 | FQ-21794 |  | 0 | CUARTO T C DER | DELANTERO FIJO          | 02-11 | PASAJEROS       | 19.3X30.0 |
| 2,400   | 2,600 | 2,600 | 3,200 | FQ-21795 |  | 2 | CUARTO T C IZQ | DELANTERO CORREDIZO     | 02-11 | PASAJEROS       | 19.3X30.0 |
| 2,400   | 2,600 | 2,600 | 3,200 | FQ-21796 |  | 2 | CUARTO T T DER | TRASERO CORREDIZO       | 02-11 | PASAJEROS       | 19.3X30.1 |
| 2,400   | 2,600 | 2,600 | 3,200 | FQ-21797 |  | 2 | CUARTO T T IZQ | TRASERO CORREDIZO       | 02-11 | PASAJEROS       | 19.3X30.1 |
| 2,400   | 2,600 | 2,600 | 3,200 | FQ-50817 |  | 2 | CUARTO T C DER | OPCIONAL MOVIBLE CON Ø  | 02-11 | PASAJEROS       | 19.3X30.0 |
| 7,000   | 7,200 | 7,200 | 9,000 | FB-21798 |  | 0 | MEDALLON       | URVAN VAN               | 02-11 | PASAJEROS/CARGA | 24.0X54.0 |



INDUSTRIA DE CRISTAL TEMPLADO, SA DE CV




| CL  | TX     | IZQ FOR | PRIV   | CLAVE    | EQUIVALENCIA | Ø | PARTE          | ACCESORIOS               | MODELO | TIPO          | MEDIDAS   |
|---|--------|---------|--------|----------|--------------|---|----------------|--------------------------|--------|---------------|-----------|
| <b>URVAN NV 350 13-16 VAN STANDARD (SOLO EN MEXICO)</b> |        |         |        |          |              |   |                |                          |        |               |           |
| COTIZAR   |        |         |        | FW-60063 |              | 0 | PARABRISA      | SOLAR,SOLO EN MEXICO     | 16     | VAN           | S/M       |
| -   | 3,200  | 3,200   | 4,000  | FD-26053 |              | 0 | PUERTA D DER   | SOLAR,SOLO EN MEXICO     | 13-16  | VAN           | S/M       |
| -   | 3,200  | 3,200   | 4,000  | FD-26054 |              | 0 | PUERTA D IZQ   | SOLAR,SOLO EN MEXICO     | 13-16  | VAN           | S/M       |
| -   | 2,800  | 2,800   | 3,500  | FD-60062 |              | 0 | PUERTA D T DER | PUERTA CORREDIZA         | 13-16  | VAN           | 11.6X16.0 |
| -   | 2,800  | 2,800   | 3,500  | FD-26056 |              | 0 | PUERTA D T IZQ | PUERTA CORREDIZA         | 13-16  | VAN           | S/M       |
| -   | 9,000  | 9,000   | 11,000 | FS-26057 |              | 0 | LADO T D DER   | FIJO,ORADADO CORREDIZA   | 13-16  | VAN           | S/M       |
| -   | 9,000  | 9,000   | 11,000 | FS-26058 |              | 0 | LADO T D IZQ   | FIJO,ORADADO CORREDIZA   | 13-16  | VAN           | S/M       |
| -   | 9,000  | 9,000   | 11,000 | FS-60065 |              | 0 | LADO T D DER   | FIJO,S/ORADADO OPCIONAL  | 13-16  | VAN           | S/M       |
| -   | 9,000  | 9,000   | 11,000 | FS-60066 |              | 0 | LADO T D IZQ   | FIJO,S/ORADADO OPCIONAL  | 13-16  | VAN           | S/M       |
| -   | 3,500  | 3,500   | 5,000  | FQ-60058 |              | 0 | CUARTO T DER   | CENTRAL,FIJO             | 13-16  | VAN EXTENDIDA | S/M       |
| -   | 3,500  | 3,500   | 5,000  | FQ-60059 |              | 0 | CUARTO T IZQ   | CENTRAL,FIJO             | 13-16  | VAN EXTENDIDA | S/M       |
| -   | 3,000  | 3,000   | 3,500  | FD-26055 |              | 0 | PUERTA T T DER | CORREDIZA                | 13-16  | VAN           | S/M       |
| -   | 3,000  | 3,000   | 3,500  | FD-26056 |              | 0 | PUERTA T T IZQ | CORREDIZA                | 13-16  | VAN           | S/M       |
| -   | 9,000  | 9,000   | 11,000 | FQ-60060 |              | 0 | CUARTO T T DER | FIJO,ORADADO             | 13-16  | VAN           | S/M       |
| -   | 9,000  | 9,000   | 11,000 | FQ-60061 |              | 0 | CUARTO T T IZQ | FIJO,ORADADO             | 13-16  | VAN           | S/M       |
| -   | 8,500  | 8,500   | 10,000 | FQ-26059 |              | 0 | CUARTO T DER   | FIJO,OPCIONAL,S/ORADADO  | 13-16  | VAN           | S/M       |
| -   | 8,500  | 8,500   | 10,000 | FQ-26060 |              | 0 | CUARTO T IZQ   | FIJO,OPCIONAL,S/ORADADO  | 13-16  | VAN           | S/M       |
| -   | 10,000 | 10,000  | 12,000 | FB-60001 |              | 1 | MEDALLON       | SOLAR,SOLO EN MEXICO,C/B | 13-16  | VAN           | S/M       |
| -   | 10,000 | 10,000  | 12,000 | FB-60002 |              | 0 | MEDALLON       | PERFO,SOLO EN MEXICO,S/B | 13-16  | VAN           | S/M       |

|   |        |        |        |             |  |   |                  |                          |       |               |           |
|---|--------|--------|--------|-------------|--|---|------------------|--------------------------|-------|---------------|-----------|
| <b>URVAN NV 350 13-16 VAN EXTENDED (SOLO EN MEXICO)</b> |        |        |        |             |  |   |                  |                          |       |               |           |
| COTIZAR   |        |        |        | FW-03839    |  | 0 | PARABRISA        | SOLAR,SOLO EN MEXICO     | 13-16 | VAN EXTENDIDA | S/M       |
| COTIZAR   |        |        |        | FW-04052    |  | 0 | PARABRISA        | SOLAR,NOTCH VIN          | 13-16 | VAN EXTENDIDA | S/M       |
| -   | 3,200  | 3,200  | 4,000  | FD-26053    |  | 0 | PUERTA D DER     | SOLAR,SOLO EN MEXICO     | 13-16 | VAN EXTENDIDA | S/M       |
| -   | 3,200  | 3,200  | 4,000  | FD-26054    |  | 0 | PUERTA D IZQ     | SOLAR,SOLO EN MEXICO     | 13-16 | VAN EXTENDIDA | S/M       |
| -   | 2,800  | 2,800  | 3,500  | FD-60062    |  | 0 | PUERTA D T DER   | PUERTA CORREDIZA         | 13-16 | VAN EXTENDIDA | 11.6X16.0 |
| -   | 2,800  | 2,800  | 3,500  | FD-26056    |  | 0 | PUERTA D T IZQ   | PUERTA CORREDIZA         | 13-16 | VAN EXTENDIDA | S/M       |
| -   | 9,000  | 9,000  | 11,000 | FS-26057    |  | 0 | LADO T DER       | FIJO,ORADADO CORREDIZA   | 13-16 | VAN EXTENDIDA | S/M       |
| -   | 9,000  | 9,000  | 11,000 | FS-26058    |  | 0 | LADO T IZQ       | FIJO,ORADADO CORREDIZA   | 13-16 | VAN EXTENDIDA | S/M       |
| -   | 9,000  | 9,000  | 11,000 | FS-60065    |  | 0 | LADO T D DER     | FIJO,S/ORADADO OPCIONAL  | 13-16 | VAN EXTENDIDA | S/M       |
| -   | 9,000  | 9,000  | 11,000 | FS-60066    |  | 0 | LADO T D IZQ     | FIJO,S/ORADADO OPCIONAL  | 13-16 | VAN EXTENDIDA | S/M       |
| -   | 3,500  | 3,500  | 5,000  | FQ-60058/59 |  | 0 | CUARTO T DER/IZQ | CENTRAL,FIJO             | 13-16 | VAN EXTENDIDA | S/M       |
| -   | 3,000  | 3,000  | 3,500  | FD-26055    |  | 0 | PUERTA T T DER   | CORREDIZA                | 13-16 | VAN EXTENDIDA | S/M       |
| -   | 3,000  | 3,000  | 3,500  | FD-26056    |  | 0 | PUERTA T T IZQ   | CORREDIZA                | 13-16 | VAN EXTENDIDA | S/M       |
| -   | 9,000  | 9,000  | 11,000 | FQ-60060    |  | 0 | CUARTO T T DER   | FIJO,ORADADO             | 13-16 | VAN EXTENDIDA | S/M       |
| -   | 9,000  | 9,000  | 11,000 | FQ-60061    |  | 0 | CUARTO T T IZQ   | FIJO,ORADADO             | 13-16 | VAN EXTENDIDA | S/M       |
| -   | 8,500  | 8,500  | 10,000 | FQ-26059    |  | 0 | CUARTO T DER     | FIJO,OPCIONAL,S/ORADADO  | 13-16 | VAN EXTENDIDA | S/M       |
| -   | 8,500  | 8,500  | 10,000 | FQ-26060    |  | 0 | CUARTO T IZQ     | FIJO,OPCIONAL,S/ORADADO  | 13-16 | VAN EXTENDIDA | S/M       |
| -   | 10,000 | 10,000 | 12,000 | FB-26223    |  | 1 | MEDALLON         | PERFO,SOLO EN MEXICO,C/B | 13-16 | VAN EXTENDIDA | S/M       |




INDUSTRIA DE CRISTAL TEMPLADO, SA DE CV



| CL | TX     | IZQ FOR | PRIV   | CLAVE    | EQUIVALENCIA | Ø | PARTE    | ACCESORIOS                 | MODELO | TIPO          | MEDIDAS |
|----|--------|---------|--------|----------|--------------|---|----------|----------------------------|--------|---------------|---------|
| -  | 10,000 | 10,000  | 12,000 | FB-26061 |              | 0 | MEDALLON | SOLAR, SOLO EN MEXICO, S/B | 13-16  | VAN EXTENDIDA | S/M     |



INDUSTRIA DE CRISTAL TEMPLADO, SA DE CV



| CL | TX | IZQ FOR | PRIV | CLAVE | EQUIVALENCIA | Ø | PARTE | ACCESORIOS | MODELO | TIPO | MEDIDAS |
|----|----|---------|------|-------|--------------|---|-------|------------|--------|------|---------|
|----|----|---------|------|-------|--------------|---|-------|------------|--------|------|---------|

| VERSA 07-13 HATCHBACK 4 PUERTAS (TIIDA 07-12 SEDAN/HB 4 PTAS SOLO EN MEXICO) |       |   |   |          |  |   |              |                             |       |                       |           |
|--|-------|---|---|----------|--|---|--------------|-----------------------------|-------|-----------------------|-----------|
| COTIZAR  |       |   |   | FW-02653 |  | 0 | PARABRISA    | VERSA, TERCER VISOR, SOLAR  | 07-13 | HB 4 PTAS./SD 4 PTAS. | 38.1X52.7 |
| 1,600  | 1,800 | - | - | FV-23062 |  | 0 | ALETA D DER  | ENCAP, SOLAR, MOLDURA NEGRA | 07-13 | HB 4 PTAS./SD 4 PTAS. | 10.8X15.8 |
| 1,600  | 1,800 | - | - | FV-23063 |  | 0 | ALETA D IZQ  | ENCAP, SOLAR, MOLDURA NEGRA | 07-13 | HB 4 PTAS./SD 4 PTAS. | 10.8X15.8 |
| 2,400  | 2,600 | - | - | FD-23064 |  | 0 | PUERTA D DER | VERSA, SOLAR                | 07-13 | HB 4 PTAS./SD 4 PTAS. | 22.5X38.3 |
| 2,400  | 2,600 | - | - | FD-23065 |  | 0 | PUERTA D IZQ | VERSA, SOLAR                | 07-13 | HB 4 PTAS./SD 4 PTAS. | 22.5X38.3 |
| 2,300  | 2,500 | - | - | FD-23066 |  | 0 | PUERTA T DER | VERSA, SOLAR                | 07-13 | HB 4 PTAS./SD 4 PTAS. | 20.5X24.0 |
| 2,300  | 2,500 | - | - | FD-23067 |  | 0 | PUERTA T IZQ | VERSA, SOLAR                | 07-13 | HB 4 PTAS./SD 4 PTAS. | 20.5X24.0 |
| 1,400  | 1,600 | - | - | FV-23068 |  | 0 | ALETA T DER  | VERSA, SOLAR                | 07-13 | HATCHBACK 4 PTAS.     | 10.5X14.5 |
| 1,400  | 1,600 | - | - | FV-23069 |  | 0 | ALETA T IZQ  | VERSA, SOLAR                | 07-13 | HATCHBACK 4 PTAS.     | 10.5X14.5 |
| 7,000  | 7,200 | - | - | FB-23070 |  | 1 | MEDALLON     | VERSA, DEFROSTER, SOLAR     | 07-13 | HATCHBACK 4 PTAS.     | 20.3X51.6 |


| VERSA 07-11 SEDAN 4 PUERTAS (TIIDA 07-12 SEDAN/HB 4 PTAS SOLO EN MEXICO) |       |   |   |          |  |   |              |                             |       |                       |           |
|--|-------|---|---|----------|--|---|--------------|-----------------------------|-------|-----------------------|-----------|
| COTIZAR  |       |   |   | FW-02653 |  | 0 | PARABRISA    | VERSA, TERCER VISOR         | 07-11 | SD 4 PTAS./HB 4 PTAS. | 38.1X52.7 |
| COTIZAR  |       |   |   | FV-24138 |  | 0 | ALETA D DER  | ENCAP, SOLAR, MOLDURA NEGRA | 07-11 | SEDAN 4 PTAS.         | 9.5X9.5   |
| COTIZAR  |       |   |   | FV-24139 |  | 0 | ALETA D IZQ  | ENCAP, SOLAR, MOLDURA NEGRA | 07-11 | SEDAN 4 PTAS.         | 9.5X9.5   |
| 2,400  | 2,600 | - | - | FD-23064 |  | 0 | PUERTA D DER | VERSA, SOLAR                | 07-11 | SD 4 PTAS./HB 4 PTAS. | 22.5X38.3 |
| 2,400  | 2,600 | - | - | FD-23065 |  | 0 | PUERTA D IZQ | VERSA, SOLAR                | 07-11 | SD 4 PTAS./HB 4 PTAS. | 22.5X38.3 |
| 2,300  | 2,500 | - | - | FD-23066 |  | 0 | PUERTA T DER | VERSA, SOLAR                | 07-11 | SD 4 PTAS./HB 4 PTAS. | 20.5X24.0 |
| 2,300  | 2,500 | - | - | FD-23067 |  | 0 | PUERTA T IZQ | VERSA, SOLAR                | 07-11 | SD 4 PTAS./HB 4 PTAS. | 20.5X24.0 |
| 1,400  | 1,600 | - | - | FV-23197 |  | 0 | ALETA T DER  | ENCAPSULADO, SOLAR          | 07-11 | SEDAN 4 PTAS.         | 9.1X15.8  |
| 1,400  | 1,600 | - | - | FV-23198 |  | 0 | ALETA T IZQ  | ENCAPSULADO, SOLAR          | 07-11 | SEDAN 4 PTAS.         | 9.1X15.8  |
| 7,000  | 7,200 | - | - | FB-23199 |  | 0 | MEDALLON     | VERSA, DEFROSTER, SOLAR     | 07-11 | SEDAN 4 PTAS.         | 27.5X48.7 |

| VERSA 12-16 SEDAN 4 PUERTAS (SOLO EN MEXICO) |       |   |   |          |  |   |              |                              |       |               |           |
|--|-------|---|---|----------|--|---|--------------|------------------------------|-------|---------------|-----------|
| COTIZAR                                      |       |   |   | FW-03496 |  | 0 | PARABRISA    | TERC VIS, RECUA SERIE, EXPOR | 12-16 | SEDAN 4 PTAS. | S/M       |
| COTIZAR                                      |       |   |   | FW-03488 |  | 0 | PARABRISA    | VERSA, SOLAR                 | 12-16 | SEDAN 4 PTAS. | S/M       |
| COTIZAR                                      |       |   |   | FW-03666 |  | 0 | PARABRISA    | SOLAR, ACUST INTER           | 12-16 | SEDAN 4 PTAS. | S/M       |
| 2,600  | 2,800 | - | - | FD-25259 |  | 0 | PUERTA D DER | VERSA, SOLAR                 | 12-16 | SEDAN 4 PTAS. | 21.6X37.6 |
| 2,600  | 2,800 | - | - | FD-25260 |  | 0 | PUERTA D IZQ | VERSA, SOLAR                 | 12-16 | SEDAN 4 PTAS. | 21.6X37.6 |
| 2,500  | 2,700 | - | - | FD-25261 |  | 0 | PUERTA T DER | VERSA, SOLAR                 | 12-16 | SEDAN 4 PTAS. | 19.8X23.8 |
| 2,500  | 2,700 | - | - | FD-25262 |  | 0 | PUERTA T IZQ | VERSA, SOLAR                 | 12-16 | SEDAN 4 PTAS. | 19.8X23.8 |
| 1,600  | 1,800 | - | - | FV-25263 |  | 0 | ALETA T DER  | VERSA, SOLAR                 | 12-16 | SEDAN 4 PTAS. | 12.2X13.5 |
| 1,600  | 1,800 | - | - | FV-25264 |  | 0 | ALETA T IZQ  | VERSA, SOLAR                 | 12-16 | SEDAN 4 PTAS. | 12.2X13.5 |
| 7,300  | 7,500 | - | - | FB-25265 |  | 0 | MEDALLON     | DEFROSTER, SOLAR             | 12-16 | SEDAN 4 PTAS. | S/M       |

| VERSA NOTE 14-16 HATCHBACK 4 PUERTAS |  |  |  |          |  |   |           |       |       |                     |     |
|--------------------------------------|--|--|--|----------|--|---|-----------|-------|-------|---------------------|-----|
| COTIZAR                              |  |  |  | FW-03780 |  | 0 | PARABRISA | SOLAR | 14-16 | HATCHBACK 4 PUERTAS | S/M |



INDUSTRIA DE CRISTAL TEMPLADO, SA DE CV



| CL | TX      | IZQ FOR | PRIV | CLAVE    | EQUIVALENCIA | Ø | PARTE        | ACCESORIOS                        | MODELO | TIPO                | MEDIDAS |
|----|---------|---------|------|----------|--------------|---|--------------|-----------------------------------|--------|---------------------|---------|
|    | COTIZAR |         |      | FW-03781 |              | 0 | PARABRISA    | SOL, SOL, RETRO INTE, ACUST INTER | 14-16  | HATCHBACK 4 PUERTAS | S/M     |
| -  | 2,400   | -       | -    | FV-25956 |              | 0 | ALETA T DER  | ENCAPSULADO                       | 14-16  | HATCHBACK 4 PUERTAS | S/M     |
| -  | 2,400   | -       | -    | FV-25957 |              | 0 | ALETA T IZQ  | ENCAPSULADO                       | 14-16  | HATCHBACK 4 PUERTAS | S/M     |
| -  | 2,800   | -       | -    | FD-25958 |              | 0 | PUERTA D DER | VERSA NOTE                        | 14-16  | HATCHBACK 4 PUERTAS | S/M     |
| -  | 2,800   | -       | -    | FD-25959 |              | 0 | PUERTA D IZQ | VERSA NOTE                        | 14-16  | HATCHBACK 4 PUERTAS | S/M     |
| -  | 2,700   | -       | -    | FD-25960 |              | 0 | PUERTA T DER | VERSA NOTE                        | 14-16  | HATCHBACK 4 PUERTAS | S/M     |
| -  | 2,700   | -       | -    | FD-25961 |              | 0 | PUERTA T IZQ | VERSA NOTE                        | 14-16  | HATCHBACK 4 PUERTAS | S/M     |
| -  | 3,000   | -       | -    | FQ-25962 |              | 0 | CUARTO T DER | VERSA NOTE                        | 14-16  | HATCHBACK 4 PUERTAS | S/M     |
| -  | 3,000   | -       | -    | FQ-25963 |              | 0 | CUARTO T IZQ | VERSA NOTE                        | 14-16  | HATCHBACK 4 PUERTAS | S/M     |
|    | COTIZAR |         |      | FB-25964 |              | 0 | MEDALLON     | DEFROSTER                         | 14-16  | HATCHBACK 4 PUERTAS | S/M     |

**X-TERRA 00-04 UTILITY 4 PTAS** (PICKUP FRONTIER EXT CAB 2 PTAS 98-04/PICKUP D22 CREW CAB 4 PTAS 09-12)

|       |         |       |       |          |          |   |              |                           |       |                                |           |
|-------|---------|-------|-------|----------|----------|---|--------------|---------------------------|-------|--------------------------------|-----------|
|       | COTIZAR |       |       | FW-02229 |          | 0 | PARABRISA    | D-22/FRONTIER/X-TERRA     | 00-04 | UT-CREW CAB 4 PTAS./STD-EXT CA | 29.5X58.0 |
|       | COTIZAR |       |       | FW-02070 |          | 0 | PARABRISA    | D-22/FRONTIER/X-TERRA     | 1     | UT-CREW CAB 4 PTAS./STD-EXT CA | 29.5X58.0 |
| 2,600 | 2,800   | -     | -     | FD-21237 | DD-20370 | 5 | PUERTA D DER | D-22/FRONTIER/X-TERRA     | 00-04 | UT-CREW CAB 4 PTAS./STD-EXT CA | 21.5X35.5 |
| 2,600 | 2,800   | -     | -     | FD-21238 | DD-20371 | 5 | PUERTA D IZQ | D-22/FRONTIER/X-TERRA     | 00-04 | UT-CREW CAB 4 PTAS./STD-EXT CA | 21.5X35.5 |
| 2,500 | 2,700   | 2,700 | 3,500 | FD-20803 |          | 2 | PUERTA T DER | X-TERRA, SOLAR            | 00-04 | UTILITY 4 PTAS.                | 22.0X23.0 |
| 2,500 | 2,700   | 2,700 | 3,500 | FD-20804 |          | 2 | PUERTA T IZQ | X-TERRA, SOLAR            | 00-04 | UTILITY 4 PTAS.                | 22.0X23.0 |
| 1,200 | 1,400   | 1,400 | 2,500 | FV-20805 |          | 0 | ALETA T DER  | X-TERRA, ENCAP, SOLAR     | 00-04 | UTILITY 4 PTAS.                | 9.0X18.0  |
| 1,200 | 1,400   | 1,400 | 2,500 | FV-20806 |          | 0 | ALETA T IZQ  | X-TERRA, ENCAP, SOLAR     | 00-04 | UTILITY 4 PTAS.                | 9.0X18.0  |
| 2,800 | 3,000   | 3,000 | 4,000 | FQ-20807 |          | 0 | CUARTO T DER | X-TERRA, SOLAR            | 00-04 | UTILITY 4 PTAS.                | 18.5X26.5 |
| 2,800 | 3,000   | 3,000 | 4,000 | FQ-20808 |          | 0 | CUARTO T IZQ | X-TERRA, SOLAR            | 00-04 | UTILITY 4 PTAS.                | 18.5X26.5 |
| 7,000 | 7,200   | 7,200 | 9,000 | FB-20809 |          | 0 | MEDALLON     | X-TERRA, DEFROSTER, SOLAR | 00-04 | UTILITY 4 PTAS.                | 20.0X47.0 |

**X-TERRA 05-15 UTILITY 4 PTAS** (PICKUP FRONTIER EXT CAB 2 PTAS 05-12/PATHFINDER 05-12/SUZUKI EQUATOR 09-12)

|   |         |       |       |          |  |   |              |                                    |       |                 |           |
|---|---------|-------|-------|----------|--|---|--------------|------------------------------------|-------|-----------------|-----------|
|   | COTIZAR |       |       | FW-02510 |  | 0 | PARABRISA    | X-TERRA/PATH/PICK FRONTIER/EQ, SOL | 05-15 | UTILITY 4 PTAS. | 33.1X60.2 |
|   | COTIZAR |       |       | FW-03866 |  | 0 | PARABRISA    | SOLAR                              | 05-15 | UTILITY 4 PTAS. | 33.1X60.2 |
| - | 3,000   | 3,000 | -     | FD-22456 |  | 0 | PUERTA D DER | X-TERRA/PATH/PICK FRONTIER/EQ, SOL | 05-15 | UTILITY 4 PTAS. | 23.5X32.6 |
| - | 3,000   | 3,000 | -     | FD-22457 |  | 0 | PUERTA D IZQ | X-TERRA/PATH/PICK FRONTIER/EQ, SOL | 05-15 | UTILITY 4 PTAS. | 23.5X32.6 |
| - | 2,900   | 2,900 | 4,500 | FD-22490 |  | 0 | PUERTA T DER | X-TERRA, SOLAR                     | 05-15 | UTILITY 4 PTAS. | 19.4X25.0 |
| - | 2,900   | 2,900 | 4,500 | FD-22491 |  | 0 | PUERTA T IZQ | X-TERRA, SOLAR                     | 05-15 | UTILITY 4 PTAS. | 19.4X25.0 |
| - | 2,000   | 2,000 | 2,500 | FV-22492 |  | 0 | ALETA T DER  | X-TERRA, SOLAR                     | 05-15 | UTILITY 4 PTAS. | 8.7X22.03 |
| - | 2,000   | 2,000 | 2,500 | FV-22493 |  | 0 | ALETA T IZQ  | X-TERRA, SOLAR                     | 05-15 | UTILITY 4 PTAS. | 8.7X22.03 |
| - | 3,200   | 3,200 | 5,000 | FQ-22494 |  | 0 | CUARTO T DER | X-TERRA, SOLAR                     | 05-15 | UTILITY 4 PTAS. | 19.3X27.0 |

**X-TERRA 05-15 UTILITY 4 PTAS** (PICKUP FRONTIER EXT CAB 2 PTAS 05-12/PATHFINDER 05-12/SUZUKI EQUATOR 09-12)

|   |       |       |        |          |  |   |              |                           |       |                 |           |
|---|-------|-------|--------|----------|--|---|--------------|---------------------------|-------|-----------------|-----------|
| - | 3,200 | 3,200 | 5,000  | FQ-22495 |  | 0 | CUARTO T IZQ | X-TERRA, SOLAR            | 05-15 | UTILITY 4 PTAS. | 19.3X27.0 |
| - | 8,000 | 8,000 | 10,000 | FB-22496 |  | 0 | MEDALLON     | X-TERRA, DEFROSTER, SOLAR | 05-15 | UTILITY 4 PTAS. | 20.4X50.7 |

**X- TRAIL 01-07 UTILITY 4 PUERTAS (SOLO EN MEXICO)**



INDUSTRIA DE CRISTAL TEMPLADO, SA DE CV



| CL | TX      | IZQ FOR | PRIV  | CLAVE    | EQUIVALENCIA | Ø | PARTE        | ACCESORIOS                  | MODELO | TIPO            | MEDIDAS   |
|----|---------|---------|-------|----------|--------------|---|--------------|-----------------------------|--------|-----------------|-----------|
|    | COTIZAR |         |       | FW-02329 |              | 0 | PARABRISA    | X-TRAIL, SOLAR              | 01-07  | UTILITY 4 PTAS. | 39.0X57.0 |
| -  | 2,600   | 2,600   | -     | FD-21742 |              | 0 | PUERTA D DER | X-TRAIL, SOLAR              | 01-07  | UTILITY 4 PTAS. | 21.3X37.5 |
| -  | 2,600   | 2,600   | -     | FD-21743 |              | 0 | PUERTA D IZQ | X-TRAIL, SOLAR              | 01-07  | UTILITY 4 PTAS. | 21.3X37.5 |
| -  | 2,500   | 2,500   | 4,500 | FD-21744 |              | 0 | PUERTA T DER | X-TRAIL, SOLAR              | 01-07  | UTILITY 4 PTAS. | 22.0X28.5 |
| -  | 2,500   | 2,500   | 4,500 | FD-21745 |              | 0 | PUERTA T IZQ | X-TRAIL, SOLAR              | 01-07  | UTILITY 4 PTAS. | 22.0X28.5 |
| -  | 3,000   | 3,000   | 4,600 | FQ-21746 |              | 0 | CUARTO T DER | X-TRAIL, ENCAP, SOLAR       | 01-07  | UTILITY 4 PTAS. | 18.0X21.3 |
| -  | 3,000   | 3,000   | 4,600 | FQ-21747 |              | 0 | CUARTO T IZQ | X-TRAIL, ENCAP, SOLAR       | 01-07  | UTILITY 4 PTAS. | 18.0X21.3 |
|    | COTIZAR |         |       | FB-21748 |              | 1 | MEDALLON     | DEFROSTER, LIMPIADOR, SOLAR | 01-07  | UTILITY 4 PTAS. | 22.5X48.0 |

**X- TRAIL 08-14 UTILITY 4 PUERTAS (SOLO EN MEXICO)**

|   |         |       |       |          |  |   |              |                              |       |                 |           |
|---|---------|-------|-------|----------|--|---|--------------|------------------------------|-------|-----------------|-----------|
|   | COTIZAR |       |       | FW-02933 |  | 0 | PARABRISA    | X-TRAIL                      | 08-14 | UTILITY 4 PTAS. | S/M       |
|   | COTIZAR |       |       | FW-03477 |  | 0 | PARABRISA    | X-TRAIL, SOLAR, TERCER VISOR | 08-14 | UTILITY 4 PTAS. | S/M       |
| - | 2,800   | 2,800 | -     | FD-23806 |  | 0 | PUERTA D DER | X-TRAIL                      | 08-14 | UTILITY 4 PTAS. | 22.5X37.5 |
| - | 2,800   | 2,800 | -     | FD-23807 |  | 0 | PUERTA D IZQ | X-TRAIL                      | 08-14 | UTILITY 4 PTAS. | 22.5X37.5 |
| - | 2,700   | 2,700 | 4,500 | FD-23808 |  | 0 | PUERTA T DER | X-TRAIL                      | 08-14 | UTILITY 4 PTAS. | 27.2X23.0 |
| - | 2,700   | 2,700 | 4,500 | FD-23809 |  | 0 | PUERTA T IZQ | X-TRAIL                      | 08-14 | UTILITY 4 PTAS. | 27.2X23.0 |
| - | 3,200   | 3,200 | 4,600 | FQ-23810 |  | 0 | CUARTO T DER | X-TRAIL, ENCAPSULADO         | 08-14 | UTILITY 4 PTAS. | S/M       |
| - | 3,200   | 3,200 | 4,600 | FQ-23811 |  | 0 | CUARTO T IZQ | X-TRAIL, ENCAPSULADO         | 08-14 | UTILITY 4 PTAS. | S/M       |
|   | COTIZAR |       |       | FB-23812 |  | 1 | MEDALLON     | X-TRAIL, DEFROSTER, SOLAR    | 08-14 | UTILITY 4 PTAS. | 49.2X21.5 |

**X-TRAIL 15-16 UTILITY 4 PUERTAS (SOLO EN MEXICO)**

|   |         |       |       |          |  |   |              |                                     |       |                 |           |
|---|---------|-------|-------|----------|--|---|--------------|-------------------------------------|-------|-----------------|-----------|
|   | COTIZAR |       |       | FW-03898 |  | 0 | PARABRISA    | SOLAR, TERCER VISOR, REPUESTO       | 15-16 | UTILITY 4 PTAS. | S/M       |
|   | COTIZAR |       |       | FW-04077 |  | 0 | PARABRISA    | SOLAR, TERCER VISOR, ACOUSTIC INTER | 15-16 | UTILITY 4 PTAS. | S/M       |
| - | 3,500   | 3,500 |       | FD-26154 |  | 0 | PUERTA D DER | SOLAR                               | 15-16 | UTILITY 4 PTAS. | S/M       |
| - | 3,500   | 3,500 |       | FD-26155 |  | 0 | PUERTA D IZQ | SOLAR                               | 15-16 | UTILITY 4 PTAS. | S/M       |
| - | 3,400   | 3,400 | 5,000 | FD-26156 |  | 0 | PUERTA T DER | SOLAR                               | 15-16 | UTILITY 4 PTAS. | S/M       |
| - | 3,400   | 3,400 | 5,000 | FD-26157 |  | 0 | PUERTA T IZQ | SOLAR                               | 15-16 | UTILITY 4 PTAS. | S/M       |
|   | COTIZAR |       |       | FD-26224 |  | 0 | PUERTA T DER | SOLAR                               | 15-16 | UTILITY 4 PTAS. | 19.0X32.0 |
|   | COTIZAR |       |       | FD-26225 |  | 0 | PUERTA T IZQ | SOLAR                               | 15-16 | UTILITY 4 PTAS. | 19.0X32.0 |
| - | 4,000   | 4,000 | 6,000 |          |  | 0 | CUARTO T DER | ENCAP, SOLAR                        | 15-16 | UTILITY 4 PTAS. | 13.3X15.7 |
| - | 4,000   | 4,000 | 6,000 | FQ-26159 |  | 0 | CUARTO T IZQ | ENCAP, SOLAR                        | 15-16 | UTILITY 4 PTAS. | 13.3X15.7 |

**X-TRAIL 15-16 UTILITY 4 PUERTAS (SOLO EN MEXICO)**

|  |         |  |  |          |  |   |          |                         |       |                 |           |
|--|---------|--|--|----------|--|---|----------|-------------------------|-------|-----------------|-----------|
|  | COTIZAR |  |  | FB-26160 |  | 0 | MEDALLON | DEFROSTER, PERFO, SOLAR | 15-16 | UTILITY 4 PTAS. | 21.4X53.8 |
|--|---------|--|--|----------|--|---|----------|-------------------------|-------|-----------------|-----------|

**280 ZX 79-83 COUPE 2 PUERTAS**

|       |         |   |   |          |  |   |            |        |       |               |           |
|-------|---------|---|---|----------|--|---|------------|--------|-------|---------------|-----------|
|       | COTIZAR |   |   | FW-00390 |  | 0 | PARABRISA  | 280 ZX | 79-83 | COUPE 2 PTAS. | 24.0X57.0 |
| 3,400 | 3,600   | - | - | FD-01776 |  | 0 | PUERTA DER | 280 ZX | 79-83 | COUPE 2 PTAS. | 18.0X36.0 |
| 3,400 | 3,600   | - | - | FD-01777 |  | 0 | PUERTA IZQ | 280 ZX | 79-83 | COUPE 2 PTAS. | 18.0X36.0 |
| 3,000 | 3,200   | - | - | FQ-01778 |  | 0 | CUARTO DER | 280 ZX | 79-83 | COUPE 2 PTAS. | 12.0X22.0 |



INDUSTRIA DE CRISTAL TEMPLADO, SA DE CV



| CL    | TX      | IZQ FOR | PRIV | CLAVE    | EQUIVALENCIA | Ø | PARTE      | ACCESORIOS        | MODELO | TIPO          | MEDIDAS   |
|-------|---------|---------|------|----------|--------------|---|------------|-------------------|--------|---------------|-----------|
| 3,000 | 3,200   | -       | -    | FQ-01779 |              | 0 | CUARTO IZQ | 280 ZX            | 79-83  | COUPE 2 PTAS. | 12.0X22.0 |
|       | COTIZAR |         |      | FB-01780 |              | 0 | MEDALLON   | 280 ZX, DEFROSTER | 79-83  | COUPE 2 PTAS. | 35.0X40.0 |

**280 ZX 2+2 79-83 COUPE 2 PUERTAS**

|       |         |   |   |          |          |   |            |                   |       |               |           |
|-------|---------|---|---|----------|----------|---|------------|-------------------|-------|---------------|-----------|
|       | COTIZAR |   |   | FW-00390 |          | 0 | PARABRISA  | 280 ZX 2+2        | 79-83 | COUPE 2 PTAS. | 24.0X57.0 |
| 3,400 | 3,600   | - | - | FD-01781 |          | 0 | PUERTA DER | 280 ZX 2+2        | 79-83 | COUPE 2 PTAS. | 18.0X40.0 |
| 3,400 | 3,600   | - | - | FD-01782 |          | 0 | PUERTA IZQ | 280 ZX 2+2        | 79-83 | COUPE 2 PTAS. | 18.0X40.0 |
| 3,000 | 3,200   | - | - | FQ-01783 | FQ-02239 | 0 | CUARTO DER | 280 ZX 2+2        | 79-83 | COUPE 2 PTAS. | 12.0X26.0 |
| 3,000 | 3,200   | - | - | FQ-01784 | FQ-02240 | 0 | CUARTO IZQ | 280 ZX 2+2        | 79-83 | COUPE 2 PTAS. | 12.0X26.0 |
|       | COTIZAR |   |   | FB-01785 | FB-02313 | 0 | MEDALLON   | 280 ZX, DEFROSTER | 79-83 | COUPE 2 PTAS. | 30.0X39.7 |

**240 SX / SE 89-90 HATCHBACK 2 PUERTAS**

|   |         |   |   |          |          |   |            |                   |       |                   |           |
|---|---------|---|---|----------|----------|---|------------|-------------------|-------|-------------------|-----------|
|   | COTIZAR |   |   | FW-00612 | FW-00613 | 0 | PARABRISA  | 200 SX/ SE        | 89-90 | HATCHBACK 2 PTAS. | 30.5X57.5 |
| - | 3,600   | - | - | FD-03872 |          | 6 | PUERTA DER | 200 SX/ SE        | 89-90 | HATCHBACK 2 PTAS. | 18.0X36.0 |
| - | 3,600   | - | - | FD-03873 |          | 6 | PUERTA IZQ | 200 SX/ SE        | 89-90 | HATCHBACK 2 PTAS. | 18.0X36.0 |
| - | 3,500   | - | - | FQ-03877 |          | 0 | CUARTO DER | 200 SX/ SE        | 89-90 | HATCHBACK 2 PTAS. | 17.5X43.5 |
| - | 3,500   | - | - | FQ-03878 |          | 0 | CUARTO IZQ | 200 SX/ SE        | 89-90 | HATCHBACK 2 PTAS. | 17.5X43.5 |
|   | COTIZAR |   |   | FB-03879 |          | 0 | MEDALLON   | 280 ZX, DEFROSTER | 89-90 | HATCHBACK 2 PTAS. | 41.5X43.5 |