



CHEVROLET

| CL  | TX    | GRIS | PRIV | CLAVE    | EQUIVALENCIA Ø | PARTE          | ACCESORIOS                    | MODELO | TIPO                   | MEDIDAS   |
|---|-------|------|------|----------|----------------|----------------|-------------------------------|--------|------------------------|-----------|
| <b>ASTRA 01-05 HATCHBACK 2 PUERTAS (SOLO EN MÉXICO)</b> |       |      |      |          |                |                |                               |        |                        |           |
|   |       |      |      | COTIZAR  | DW-01443       | 0 PARABRISA    | ASTRA                         | 01-05  | HB 2 PTAS/SD 4 PTAS.   | 34.0X53.5 |
| -   | 3,000 | -    | -    | DD-09946 |                | 0 PUERTA DER   | ASTRA                         | 01-05  | HATCHBACK 2 PTAS.      | 18.0X38.6 |
| -   | 3,000 | -    | -    | DD-09947 |                | 0 PUERTA IZQ   | ASTRA                         | 01-05  | HATCHBACK 2 PTAS.      | 18.0X38.6 |
| -   | 3,500 | -    | -    | DQ-09948 |                | 0 CUARTO DER   | ASTRA                         | 01-05  | HATCHBACK 2 PTAS.      | 16.0X36.0 |
| -   | 3,500 | -    | -    | DQ-09949 |                | 0 CUARTO IZQ   | ASTRA                         | 01-05  | HATCHBACK 2 PTAS.      | 16.0X36.0 |
|   |       |      |      | COTIZAR  | DB-09950       | 0 MEDALLON     | ENCAPSULADO,DEFROSTER         | 01-05  | HATCHBACK 2/4 PTAS.    | 28.7X47.3 |
| <b>ASTRA 01-06 HATCHBACK 4 PUERTAS (SOLO EN MÉXICO)</b> |       |      |      |          |                |                |                               |        |                        |           |
|   |       |      |      | COTIZAR  | DW-01443       | 0 PARABRISA    | ASTRA                         | 01-06  | HB 4/2 PTAS/SD 4 PTAS. | 34.0X53.5 |
| -   | 2,800 | -    | -    | DD-09951 |                | 0 PUERTA D DER | ASTRA                         | 01-06  | HATCHBACK 4 PTAS.      | 18.5X30.5 |
| -   | 2,800 | -    | -    | DD-09952 |                | 0 PUERTA D IZQ | ASTRA                         | 01-06  | HATCHBACK 4 PTAS.      | 18.5X30.5 |
| -   | 2,700 | -    | -    | DD-09953 |                | 0 PUERTA T DER | ASTRA                         | 01-06  | HATCHBACK 4 PTAS.      | 18.3X24.5 |
| -   | 2,700 | -    | -    | DD-09954 |                | 0 PUERTA T IZQ | ASTRA                         | 01-06  | HATCHBACK 4 PTAS.      | 18.3X24.5 |
| -   | 1,600 | -    | -    | DV-09955 |                | 0 ALETA T DER  | ASTRA                         | 01-06  | HATCHBACK 4 PTAS.      | 6.7X13.0  |
| -   | 1,600 | -    | -    | DV-09956 |                | 0 ALETA T IZQ  | ASTRA                         | 01-06  | HATCHBACK 4 PTAS.      | 6.7X13.0  |
|   |       |      |      | COTIZAR  | DB-09950       | 0 MEDALLON     | ENCAPSULADO,DEFROSTER         | 01-06  | HATCHBACK 4/2 PTAS.    | 28.7X47.3 |
| <b>ASTRA 06-09 HATCHBACK 4 PUERTAS (SOLO EN MÉXICO)</b> |       |      |      |          |                |                |                               |        |                        |           |
|   |       |      |      | COTIZAR  | DW-01673       | 0 PARABRISA    | ENCAPSULADO                   | 06-09  | HATCHBACK 4 PTAS.      | 35.0X55.0 |
|   |       |      |      | COTIZAR  | DW-01674       | 0 PARABRISA    | ENCAP.SENSOR DE LLUVIA        | 06-09  | HATCHBACK 4 PTAS.      | 35.0X55.0 |
|   |       |      |      | COTIZAR  | DW-01675       | 0 PARABRISA    | ENCAP.SOL.PROTEC SOL.SENS LLU | 06-09  | HATCHBACK 4 PTAS.      | 35.0X55.0 |
| -   | 2,800 | -    | -    | DD-11243 |                | 0 PUERTA D DER | ASTRA                         | 06-09  | HATCHBACK 4 PTAS.      | 19.3X37.0 |
| -   | 2,800 | -    | -    | DD-11244 |                | 0 PUERTA D IZQ | ASTRA                         | 06-09  | HATCHBACK 4 PTAS.      | 19.3X37.0 |
| -   | 2,700 | -    | -    | DD-11245 |                | 0 PUERTA T DER | ASTRA                         | 06-09  | HATCHBACK 4 PTAS.      | 21.3X26.0 |
| -   | 2,700 | -    | -    | DD-11246 |                | 0 PUERTA T IZQ | ASTRA                         | 06-09  | HATCHBACK 4 PTAS.      | 21.3X26.0 |
| -   | 1,800 | -    | -    | DV-11247 |                | 0 ALETA T DER  | ASTRA                         | 06-09  | HATCHBACK 4 PTAS.      | 10.0X12.5 |
| -   | 1,800 | -    | -    | DV-11248 |                | 0 ALETA T IZQ  | ASTRA                         | 06-09  | HATCHBACK 4 PTAS.      | 10.0X12.5 |
|   |       |      |      | COTIZAR  | DB-11249       | 0 MEDALLON     | ENCAPSULADO,DEFROSTER         | 06-09  | HATCHBACK 4 PTAS.      | 18.5X57.0 |
| <b>ASTRA 01-05 GUAYIN 4 PUERTAS</b>                     |       |      |      |          |                |                |                               |        |                        |           |
|   |       |      |      | COTIZAR  | DW-01443       | 0 PARABRISA    | ASTRA                         | 01-05  | GY 4 /SD 4 /HB 2 PTAS  | 34.8X53.0 |
| -   | 2,800 | -    | -    | DD-09951 |                | 0 PUERTA D DER | ASTRA                         | 01-05  | GUAYIN 4 PTAS.         | 18.0X30.5 |
| -   | 2,800 | -    | -    | DD-09952 |                | 0 PUERTA D IZQ | ASTRA                         | 01-05  | GUAYIN 4 PTAS.         | 18.0X30.5 |



INDUSTRIA DE CRISTAL TEMPLADO, SA DE CV



CHEVROLET

| CL  | TX    | GRIS | PRIV | CLAVE    | EQUIVALENCIA Ø | PARTE        | ACCESORIOS               | MODELO | TIPO                 | MEDIDAS   |
|---|-------|------|------|----------|----------------|--------------|--------------------------|--------|----------------------|-----------|
| <b>ASTRA 01-05 GUAYIN 4 PUERTAS</b>                 |       |      |      |          |                |              |                          |        |                      |           |
| -   | 2,700 | -    | -    | DD-09957 | 0              | PUERTA T DER | ASTRA                    | 01-05  | GUAYIN 4 PTAS.       | 18.0X24.5 |
| -   | 2,700 | -    | -    | DD-09958 | 0              | PUERTA T IZQ | ASTRA                    | 01-05  | GUAYIN 4 PTAS.       | 18.0X24.5 |
| -   | 1,600 | -    | -    | DV-09959 | 0              | ALETA T DER  | ASTRA                    | 01-05  | GUAYIN 4 PTAS.       | 7.0X15.0  |
| -   | 1,600 | -    | -    | DV-09960 | 0              | ALETA T IZQ  | ASTRA                    | 01-05  | GUAYIN 4 PTAS.       | 7.0X15.0  |
| -   | 3,000 | -    | -    | DQ-00508 | 0              | CUARTO T DER | ASTRA                    | 01-05  | GUAYIN 4 PTAS.       | S/M       |
| -   | 3,000 | -    | -    | DQ-00509 | 0              | CUARTO T IZQ | ASTRA                    | 01-05  | GUAYIN 4 PTAS.       | S/M       |
| COTIZAR   |       |      |      | DB-00507 | 0              | MEDALLON     | ASTRA                    | 01-05  | GUAYIN 4 PTAS.       | S/M       |
| <b>ASTRA 01-06 SEDAN 4 PUERTAS (SOLO EN MÉXICO)</b> |       |      |      |          |                |              |                          |        |                      |           |
| COTIZAR   |       |      |      | DW-01443 | 0              | PARABRISA    | ASTRA                    | 01-06  | SD 4 PTAS/HB 2 PTAS. | 34.0X53.5 |
| -   | 2,800 | -    | -    | DD-09951 | 0              | PUERTA D DER | ASTRA                    | 01-06  | SEDAN 4 PUERTAS.     | 18.0X30.5 |
| -   | 2,800 | -    | -    | DD-09952 | 0              | PUERTA D IZQ | ASTRA                    | 01-06  | SEDAN 4 PUERTAS.     | 18.0X30.5 |
| -   | 2,700 | -    | -    | DD-09953 | 0              | PUERTA T DER | ASTRA                    | 01-06  | SEDAN 4 PUERTAS.     | 18.3X24.5 |
| -   | 2,700 | -    | -    | DD-09954 | 0              | PUERTA T IZQ | ASTRA                    | 01-06  | SEDAN 4 PUERTAS.     | 18.3X24.5 |
| -   | 1,600 | -    | -    | DV-09955 | 0              | ALETA T DER  | ASTRA                    | 01-06  | SEDAN 4 PUERTAS.     | 6.7X13.0  |
| -   | 1,600 | -    | -    | DV-09956 | 0              | ALETA T IZQ  | ASTRA                    | 01-06  | SEDAN 4 PUERTAS.     | 6.7X13.0  |
| COTIZAR   |       |      |      | DB-09957 | 0              | MEDALLON     | DEFROSTER                | 01-06  | SEDAN 4 PUERTAS.     | 25.4X44.0 |
| <b>ASTRA 08-09 SEDAN 4 PUERTAS</b>                  |       |      |      |          |                |              |                          |        |                      |           |
| COTIZAR   |       |      |      | DW-50816 | 0              | PARABRISA    | ASTRA                    | 08-09  | SEDAN 4 PUERTAS.     | S/M       |
| -   | 3,000 | -    | -    | DD-50817 | 0              | PUERTA D DER | ASTRA                    | 08-09  | SEDAN 4 PUERTAS.     | S/M       |
| -   | 3,000 | -    | -    | DD-50818 | 0              | PUERTA D IZQ | ASTRA                    | 08-09  | SEDAN 4 PUERTAS.     | S/M       |
| -   | 2,900 | -    | -    | DD-50819 | 0              | PUERTA T DER | ASTRA                    | 08-09  | SEDAN 4 PUERTAS.     | S/M       |
| -   | 2,900 | -    | -    | DD-50820 | 0              | PUERTA T IZQ | ASTRA                    | 08-09  | SEDAN 4 PUERTAS.     | S/M       |
| -   | 1,800 | -    | -    | DV-50821 | 0              | ALETA T DER  | ASTRA                    | 08-09  | SEDAN 4 PUERTAS.     | S/M       |
| -   | 1,800 | -    | -    | DV-50822 | 0              | ALETA T IZQ  | ASTRA                    | 08-09  | SEDAN 4 PUERTAS.     | S/M       |
| COTIZAR   |       |      |      | DB-50823 | 0              | MEDALLON     | ASTRA                    | 08-09  | SEDAN 4 PUERTAS.     | S/M       |
| <b>ASTRO 89-99 MINI- VAN (GMC SAFARI 99-02)</b>     |       |      |      |          |                |              |                          |        |                      |           |
| COTIZAR   |       |      |      | DW-00970 | 0              | PARABRISA    | CON SOPORTE,SAFARI       | 89-93  | MINI-VAN             | 31.7X67.8 |
| COTIZAR   |       |      |      | DW-00971 | 0              | PARABRISA    | SAFARI                   | 89-93  | MINI-VAN             | 31.7X67.8 |
| COTIZAR   |       |      |      | DW-01157 | 0              | PARABRISA    | SAFARI,CON O SIN SOPORTE | 94-99  | MINI-VAN             | 31.7X67.8 |
| COTIZAR   |       |      |      | DW-01158 | 0              | PARABRISA    | SAFARI,CON O SIN SOPORTE | 94-99  | MINI-VAN             | 31.7X67.8 |



INDUSTRIA DE CRISTAL TEMPLADO, SA DE CV



CHEVROLET



| CL  | TX    | GRIS  | PRIV   | CLAVE    | EQUIVALENCIA Ø | PARTE | ACCESORIOS   | MODELO                      | TIPO  | MEDIDAS  |           |
|---|-------|-------|--------|----------|----------------|-------|--------------|-----------------------------|-------|----------|-----------|
| <b>ASTRO 89-99 MINI- VAN</b> (GMC SAFARI 99-02)     |       |       |        |          |                |       |              |                             |       |          |           |
| COTIZAR   |       |       |        | DW-01165 |                | 0     | PARABRISA    | SAFARI,CON O SIN SOPORTE    | 93    | MINI-VAN | 31.7X67.8 |
| 2,600   | 2,800 | -     | -      | DD-06862 | DD-08289       | 0     | PUERTA D DER | SAFARI                      | 89-93 | MINI-VAN | 24.0X32.0 |
| 2,600   | 2,800 | -     | -      | DD-06863 | DD-08290       | 0     | PUERTA D IZQ | SAFARI                      | 89-93 | MINI-VAN | 24.0X32.0 |
| -   | 3,000 | 3,000 | 5,400  | DD-06864 | DD-08291       | 0     | PUERTA T DER | SAFARI,CORREDIZA,FIJO       | 89-99 | MINI-VAN | 22.0X41.0 |
| -   | 3,000 | 3,000 | 5,400  | DD-06865 | DD-08292       | 0     | PUERTA T IZQ | ASTRO/SAFARI,CORREDIZA,FIJO | 89-99 | MINI-VAN | 22.0X41.0 |
| -   | 3,000 | 3,000 | 5,400  | DD-06866 | DD-08293       | 4     | PUERTA T DER | ASTRO/SAFARI,CORREDIZA,MOV  | 89-99 | MINI-VAN | 22.0X41.0 |
| -   | 3,000 | 3,000 | 5,400  | DD-06867 | DD-08294       | 4     | PUERTA T IZQ | ASTRO/SAFARI,CORREDIZA,MOV  | 89-99 | MINI-VAN | 22.0X41.0 |
| -   | 2,800 | 2,800 | 5,000  | DQ-06868 |                | 0     | CUARTO T DER | FIJO,CORTO                  | 89-93 | MINI-VAN | 22.0X32.0 |
| -   | 2,800 | 2,800 | 5,000  | DQ-06869 |                | 0     | CUARTO T IZQ | FIJO,CORTO                  | 89-93 | MINI-VAN | 22.0X32.0 |
| -   | 2,800 | 2,800 | 5,000  | DQ-09100 |                | 0     | CUARTO T DER | ASTRA                       | 94-99 | MINI-VAN | 21.9X31.0 |
| -   | 2,800 | 2,800 | 5,000  | DQ-09101 |                | 0     | CUARTO T IZQ | ASTRA                       | 94-99 | MINI-VAN | 21.9X31.0 |
| -   | 3,400 | 3,400 | 6,100  | DB-06870 | DB-08301       | 0     | MEDALLON DER | SAFARI,FIJO                 | 89-99 | MINI-VAN | 21.6X25.9 |
| -   | 3,400 | 3,400 | 6,100  | DB-06871 | DB-08302       | 0     | MEDALLON IZQ | SAFARI,FIJO                 | 89-99 | MINI-VAN | 21.6X25.9 |
| -   | 3,400 | 3,400 | 6,100  | DB-06872 |                | 0     | MEDALLON DER | SAFARI,MOVIBLE              | 89-99 | MINI-VAN | 21.5X25.8 |
| -   | 3,400 | 3,400 | 6,100  | DB-06873 |                | 0     | MEDALLON IZQ | SAFARI,MOVIBLE              | 89-99 | MINI-VAN | 21.5X25.8 |
| -   | 7,000 | 7,000 | 11,000 | DB-08041 | DB-08299       | 0     | MEDALLON     | SAFARI,DEFROSTER,SOLAR      | 92-99 | MINI-VAN | 21.3X58.1 |
| -   | 7,000 | 7,000 | 11,000 | DB-08042 | DB-08300       | 0     | MEDALLON     | SAFARI,SOLAR                | 92-99 | MINI-VAN | 21.3X58.1 |
| -   | 3,400 | 3,400 | 6,100  | DB-08303 |                | 3     | MEDALLON DER | SOLAR,MOVIBLE,SAFARI        | 94-99 | MINI-VAN | 21.5X25.8 |
| -   | 3,400 | 3,400 | 6,100  | DB-08304 |                | 3     | MEDALLON IZQ | SOLAR,MOVIBLE,SAFARI        | 94-99 | MINI-VAN | 21.5X25.8 |
| <b>ASTRO 90-99 VAN EXTENDIDA</b> (GMC SAFARI 96-99) |       |       |        |          |                |       |              |                             |       |          |           |
| COTIZAR   |       |       |        | DW-09970 |                | 0     | PARABRISA    | SAFARI,CON SOPORTE          | 90-93 | MINI-VAN | 31.7X67.8 |
| COTIZAR   |       |       |        | DW-09971 |                | 0     | PARABRISA    | SAFARI                      | 90-93 | MINI-VAN | 31.7X67.8 |
| COTIZAR   |       |       |        | DW-01157 |                | 0     | PARABRISA    | SAFARI,CON O SIN SOPORTE    | 94-99 | MINI-VAN | 31.7X67.8 |
| COTIZAR   |       |       |        | DW-01158 |                | 0     | PARABRISA    | SAFARI,CON SOPORTE          | 94-99 | MINI-VAN | 31.7X67.8 |
| COTIZAR   |       |       |        | DW-01165 |                | 0     | PARABRISA    | SAFARI,CON SOPORTE          | 93    | MINI-VAN | 31.7X67.8 |
| 2,600   | 2,800 | -     | -      | DD-06862 | DD-08289       | 0     | PUERTA D DER | SAFARI                      | 90-93 | MINI-VAN | 24.0X32.0 |
| 2,600   | 2,800 | -     | -      | DD-06863 | DD-08290       | 0     | PUERTA D IZQ | SAFARI                      | 90-93 | MINI-VAN | 24.0X32.0 |
| -   | 3,000 | 3,000 | 5,400  | DD-06864 | DD-08291       | 0     | PUERTA T DER | SAFARI,CORREDIZA,FIJO       | 90-93 | MINI-VAN | 22.0X41.0 |
| -   | 3,000 | 3,000 | 5,400  | DD-06865 | DD-08292       | 0     | PUERTA T IZQ | SAFARI,CORREDIZA,FIJO       | 90-93 | MINI-VAN | 22.0X41.0 |
| -   | 3,000 | 3,000 | 5,400  | DD-06866 | DD-08293       | 4     | PUERTA T DER | SAFARI,CORREDIZA,MOVIBLE    | 90-93 | MINI-VAN | 22.0X41.0 |
| -   | 3,000 | 3,000 | 5,400  | DD-06867 | DD-08294       | 4     | PUERTA T IZQ | SAFARI,CORREDIZA,MOVIBLE    | 90-93 | MINI-VAN | 22.0X41.0 |
| -   | 3,200 | 3,200 | 5,800  | DQ-07761 | DQ-08297       | 0     | CUARTO T DER | FIJO,LARGO                  | 90-93 | MINI-VAN | 21.5X37.0 |



CHEVROLET

| CL  | TX      | GRIS  | PRIV   | CLAVE    | EQUIVALENCIA Ø | PARTE          | ACCESORIOS                        | MODELO | TIPO      | MEDIDAS   |
|---|---------|-------|--------|----------|----------------|----------------|-----------------------------------|--------|-----------|-----------|
| <b>ASTRO 90-99 VAN EXTENDIDA</b> (GMC SAFARI 96-99)                 |         |       |        |          |                |                |                                   |        |           |           |
| -   | 3,200   | 3,200 | 5,800  | DQ-07762 | DQ-08298       | 0 CUARTO T IZQ | FUJO LARGO                        | 90-93  | MINI-VAN  | 21.5X37.0 |
| -   | 3,400   | 3,400 | 6,100  | DB-06870 | DB-08301       | 0 MEDALLON DER | SAFARI, ESTACIONARIO, SOLAR       | 90-93  | MINI-VAN  | 21.6X25.9 |
| -   | 3,400   | 3,400 | 6,100  | DB-06871 | DB-08302       | 0 MEDALLON IZQ | SAFARI, ESTACIONARIO, SOLAR       | 90-93  | MINI-VAN  | 21.6X25.9 |
| -   | 3,400   | 3,400 | 6,100  | DB-06872 |                | 0 MEDALLON DER | SAFARI, MOVIBLE                   | 90-93  | MINI-VAN  | 21.5X25.8 |
| -   | 3,400   | 3,400 | 6,100  | DB-06873 |                | 0 MEDALLON IZQ | SAFARI, MOVIBLE                   | 90-93  | MINI-VAN  | 21.5X25.8 |
| -   | 7,000   | 7,000 | 11,000 | DB-08041 | DB-08299       | 0 MEDALLON     | SAFARI, DEFROSTER                 | 92-93  | MINI-VAN  | 21.3X58.1 |
| -   | 7,000   | 7,000 | 11,000 | DB-08042 | DB-08300       | 0 MEDALLON     | SAFARI                            | 92-93  | MINI-VAN  | 21.3X58.1 |
| -   | 3,400   | 3,400 | 6,100  | DD-08303 |                | 3 MEDALLON DER | SOLAR, MOVIBLE, SAFARI            | 94-99  | MINI-VAN  | 21.5X25.8 |
| -   | 3,400   | 3,400 | 6,100  | DB-08304 |                | 3 MEDALLON IZQ | SOLAR, MOVIBLE, SAFARI            | 94-99  | MINI-VAN  | 21.5X25.8 |
| <b>ASTRO 00-02 VAN EXTENDIDA PASAJEROS/CARGA</b> (GMC SAFARI 00-02) |         |       |        |          |                |                |                                   |        |           |           |
|   | COTIZAR |       |        | DW-01157 |                | 0 PARABRISA    | SOLAR, REPUESTO, SAFARI           | 00-02  | CARGO VAN | 31.7X67.8 |
|   | COTIZAR |       |        | DW-01158 |                | 0 PARABRISA    | SOLAR, REPUESTO, SAFARI           | 00-02  | CARGO VAN | 31.7X67.8 |
| 2,600   | 2,800   | -     | -      | DD-06862 | DD-08289       | 0 PUERTA D DER | SOLAR, SAFARI                     | 00-02  | CARGO VAN | 24.0X32.0 |
| 2,600   | 2,800   | -     | -      | DD-06863 | DD-08290       | 0 PUERTA D IZQ | SOLAR, SAFARI                     | 00-02  | CARGO VAN | 24.0X32.0 |
| -   | 3,000   | 3,000 | 5,400  | DD-06864 | DD-08291       | 0 PUERTA T DER | ENCAP. SOL. DESLI ESTACIO, SAFARI | 00-02  | CARGO VAN | 22.0X41.0 |
| -   | 3,000   | 3,000 | 5,400  | DD-06865 | DD-08292       | 0 PUERTA T IZQ | ENCAP. SOLAR, ESTACIO, SAFARI     | 00-02  | CARGO VAN | 22.0X41.0 |
| -   | 3,000   | 3,000 | 5,400  | DD-06866 | DD-08293       | 4 PUERTA T DER | SOL. PTA CAR DES, MOV. SAFARI     | 00-02  | CARGO VAN | 22.0X41.0 |
| -   | 3,000   | 3,000 | 5,400  | DD-06867 | DD-08294       | 4 PUERTA T IZQ | SOLAR, MOVIBLE, SAFARI            | 00-02  | CARGO VAN | 22.0X41.0 |
| -   | 3,200   | 3,200 | 5,800  | DQ-07761 | DQ-08297       | 0 CUARTO T DER | ENCAPSULADO, SOLAR, SAFARI        | 00-02  | CARGO VAN | 21.5X37.0 |
| -   | 3,200   | 3,200 | 5,800  | DQ-07762 | DQ-08298       | 0 CUARTO T IZQ | ENCAPSULADO, SOLAR, SAFARI        | 00-02  | CARGO VAN | 21.5X37.0 |
| -   | 3,400   | 3,400 | 6,100  | DB-06870 | DB-08301       | 0 MEDALLON DER | ENCAP. SOLAR, ESTACIO, SAFARI     | 00-02  | CARGO VAN | 21.6X25.9 |
| -   | 3,400   | 3,400 | 6,100  | DB-06871 | DB-08302       | 0 MEDALLON IZQ | ENCAP. SOLAR, ESTACIO, SAFARI     | 00-02  | CARGO VAN | 21.6X25.9 |
| -   | 7,000   | 7,000 | 11,000 | DB-08041 | DB-08299       | 0 MEDALLON     | ENCAP. DEF. SOLAR, SAFARI         | 00-02  | CARGO VAN | 21.3X58.1 |
| -   | 7,000   | 7,000 | 11,000 | DB-08042 | DB-08300       | 0 MEDALLON     | ENCAPSULADO, SOLAR, SAFARI        | 00-02  | CARGO VAN | 21.3X58.1 |
| -   | 3,400   | 3,400 | 6,100  | DB-08303 |                | 3 MEDALLON DER | SOLAR, MOVIBLE, SAFARI            | 00-02  | CARGO VAN | 21.5X25.8 |
| -   | 3,400   | 3,400 | 6,100  | DB-08304 |                | 3 MEDALLON IZQ | SOLAR, MOVIBLE, SAFARI            | 00-02  | CARGO VAN | 21.5X25.8 |
| <b>ASTRO 03-05 VAN EXTENDIDA PASAJEROS/CARGA</b> (GMC SAFARI 03-05) |         |       |        |          |                |                |                                   |        |           |           |
|   | COTIZAR |       |        | DW-01157 |                | 0 PARABRISA    | SOLAR, REPUESTO, SAFARI           | 03-05  | CARGO VAN | 31.7X67.8 |
|   | COTIZAR |       |        | DW-01158 |                | 0 PARABRISA    | SOLAR, REPUESTO, SAFARI           | 03-05  | CARGO VAN | 31.7X67.8 |
|   | COTIZAR |       |        | DW-01539 |                | 0 PARABRISA    | SOLAR, SOPORTE, SAFARI            | 03-05  | CARGO VAN | 31.7X67.8 |
| 2,600   | 2,800   | -     | -      | DD-06862 | DD-08289       | 0 PUERTA D DER | SOLAR, SAFARI                     | 03-05  | CARGO VAN | 24.0X32.0 |



## INDUSTRIA DE CRISTAL TEMPLADO, SA DE CV



CHEVROLET



| CL  | TX    | GRIS  | PRIV   | CLAVE    | EQUIVALENCIA Ø | PARTE | ACCESORIOS   | MODELO                     | TIPO  | MEDIDAS   |           |
|---|-------|-------|--------|----------|----------------|-------|--------------|----------------------------|-------|-----------|-----------|
| <b>ASTRO 03-05 VAN EXTENDIDA PASAJEROS/CARGA</b> (GMC SAFARI 03-05) |       |       |        |          |                |       |              |                            |       |           |           |
| 2,600   | 2,800 | -     | -      | DD-06863 | DD-08290       | 0     | PUERTA D IZQ | SOLAR,SAFARI               | 03-05 | CARGO VAN | 24.0X32.0 |
| -   | 3,000 | 3,000 | 5,400  | DD-06864 | DD-08291       | 0     | PUERTA T DER | ENCAP.SOL,DES,ESTACIO,SAF  | 03-05 | CARGO VAN | 22.0X41.0 |
| -   | 3,000 | 3,000 | 5,400  | DD-06865 | DD-08292       | 0     | PUERTA T IZQ | ENCAP.SOL,ESTACIONA,SAFARI | 03-05 | CARGO VAN | 22.0X41.0 |
| -   | 3,000 | 3,000 | 5,400  | DD-06866 | DD-08293       | 4     | PUERTA T DER | SOL.PTA CAR DES,MOV,SAFARI | 03-05 | CARGO VAN | 22.0X41.0 |
| -   | 3,000 | 3,000 | 5,400  | DD-06867 | DD-08294       | 4     | PUERTA T IZQ | SOLAR,MOVIBLE,SAFARI       | 03-05 | CARGO VAN | 22.0X41.0 |
| -   | 3,200 | 3,200 | 5,800  | DQ-07761 | DQ-08297       | 0     | CUARTO T DER | ENCAP.SOL,ESTACIONA,SAFARI | 03-05 | CARGO VAN | 21.5X37.0 |
| -   | 3,200 | 3,200 | 5,800  | DQ-07762 | DQ-08298       | 0     | CUARTO T IZQ | ENCAP.SOL,ESTACIONA,SAFARI | 03-05 | CARGO VAN | 21.5X37.0 |
| -   | 7,000 | 7,000 | 11,000 | DB-08041 | DB-08299       | 0     | MEDALLON     | ENCAP,DEF,SOLAR,SAFARI     | 03-05 | CARGO VAN | 21.3X58.1 |
| -   | 7,000 | 7,000 | 11,000 | DB-08042 | DB-08300       | 0     | MEDALLON     | ENCAPSULADO,SOLAR,SAFARI   | 03-05 | CARGO VAN | 21.3X58.1 |
| -   | 3,400 | 3,400 | 6,100  | DB-06870 | DB-08301       | 0     | MEDALLON DER | ENCAP,SOL,ESTACIONA,SAFARI | 03-05 | CARGO VAN | 21.6X25.9 |
| -   | 3,400 | 3,400 | 6,100  | DB-06871 | DB-08302       | 0     | MEDALLON IZQ | ENCAP,SOL,ESTACIONA,SAFARI | 03-05 | CARGO VAN | 21.6X25.9 |
| -   | 3,400 | 3,400 | 6,100  | DB-10342 |                | 0     | MEDALLON DER | SOLAR,ESTACIONARIO         | 03-05 | CARGO VAN | 21.6X25.9 |
| -   | 3,400 | 3,400 | 6,100  | DB-10343 |                | 0     | MEDALLON IZQ | SOLAR,ESTACIONARIO         | 03-05 | CARGO VAN | 21.6X25.9 |

|  |       |   |   |          |          |   |              |                     |       |                       |           |
|--|-------|---|---|----------|----------|---|--------------|---------------------|-------|-----------------------|-----------|
| <b>AVEO 04-08 HATCHBACK 4 PUERTAS</b> (PONTIAC G3 06-09)(SUZUKI SWIFT 04-08) |       |   |   |          |          |   |              |                     |       |                       |           |
| COTIZAR  |       |   |   | DW-01561 | DW-01695 | 0 | PARABRISA    | G3                  | 04-08 | HATCHBACK 4/SD 4 PTAS | 36.9X53.8 |
| -  | 2,800 | - | - | DD-10639 |          | 0 | PUERTA D DER | G3                  | 04-08 | HATCHBACK 4/SD 4 PTAS | 21.8X38.0 |
| -  | 2,800 | - | - | DD-10640 |          | 0 | PUERTA D IZQ | G3                  | 04-08 | HATCHBACK 4/SD 4 PTAS | 21.8X38.0 |
| -  | 2,700 | - | - | DD-10644 | DD-11780 | 0 | PUERTA T DER | G3                  | 04-08 | HATCHBACK 4 PTAS.     | 19.0X24.5 |
| -  | 2,700 | - | - | DD-10645 | DD-11781 | 0 | PUERTA T IZQ | G3                  | 04-08 | HATCHBACK 4 PTAS.     | 19.0X24.5 |
| -  | 2,600 | - | - | DQ-10646 |          | 0 | CUARTO T DER | G3                  | 04-08 | HATCHBACK 4 PTAS.     | 9.0X14.5  |
| -  | 2,600 | - | - | DQ-10647 |          | 0 | CUARTO T IZQ | G3                  | 04-08 | HATCHBACK 4 PTAS.     | 9.0X14.5  |
| COTIZAR  |       |   |   | DR-10866 |          | 0 | TECHO        | SOLAR,G3            | 04-08 | HATCHBACK 4 PTAS.     | 15.0X31.5 |
| -  | 6,000 | - | - | DB-10648 |          | 1 | MEDALLON     | DEFROSTER,LIMPIADOR | 04-08 | HATCHBACK 4 PTAS.     | 19.0X54.5 |

|  |       |   |   |          |          |   |              |           |       |                      |           |
|--|-------|---|---|----------|----------|---|--------------|-----------|-------|----------------------|-----------|
| <b>AVEO 04-06 SEDAN 4 PUERTAS</b> (PONTIAC G3 06-09/SWIFT 09-11) |       |   |   |          |          |   |              |           |       |                      |           |
| COTIZAR  |       |   |   | DW-01561 | DW-01695 | 0 | PARABRISA    | G3        | 04-06 | SD 4 PTAS/HB 4 PTAS. | 36.9X53.8 |
| -  | 2,800 | - | - | DD-10639 |          | 0 | PUERTA D DER | G3        | 04-06 | SD 4 PTAS/HB 4 PTAS. | 21.8X38.0 |
| -  | 2,800 | - | - | DD-10640 |          | 0 | PUERTA D IZQ | G3        | 04-06 | SD 4 PTAS/HB 4 PTAS. | 21.8X38.0 |
| -  | 2,700 | - | - | DD-10641 |          | 0 | PUERTA T DER |           | 04-06 | SEDAN 4 PUERTAS      | 21.3X27.3 |
| -  | 2,700 | - | - | DD-10642 |          | 0 | PUERTA T IZQ |           | 04-06 | SEDAN 4 PUERTAS      | 21.3X27.3 |
| COTIZAR  |       |   |   | DR-10866 |          | 0 | TECHO        | SOLAR,G3  | 04-06 | SD 4 PTAS/HB 4 PTAS. | 15.0X31.5 |
| -  | 6,000 | - | - | DB-10643 |          | 0 | MEDALLON     | DEFROSTER | 04-06 | SEDAN 4 PUERTAS      | 25.0X46.0 |



CHEVROLET



| CL   | TX      | GRIS  | PRIV  | CLAVE    | EQUIVALENCIA Ø | PARTE | ACCESORIOS   | MODELO                     | TIPO  | MEDIDAS                  |           |
|--|---------|-------|-------|----------|----------------|-------|--------------|----------------------------|-------|--------------------------|-----------|
| <b>AVEO 07-13 SEDAN 4 PUERTAS</b>                      |         |       |       |          |                |       |              |                            |       |                          |           |
| (PONTIAC G3 06-09/SWIFT 09-11)                         |         |       |       |          |                |       |              |                            |       |                          |           |
|  | COTIZAR |       |       | DW-01561 | DW-01695       | 0     | PARABRISA    | G3                         | 07-13 | SEDAN 4 PUERTAS          | 36.2X53.8 |
|  | COTIZAR |       |       | DW-02076 |                | 0     | PARABRISA    | SOLAR,TERCER VISOR         | 07-13 | SEDAN 4 PUERTAS          | 36.2X53.8 |
| -  | 2,800   | -     | -     | DD-10639 |                | 0     | PUERTA D DER | G3                         | 07-13 | SD 4 PTAS/HB 4 PTAS.     | 21.8X38.0 |
| -  | 2,800   | -     | -     | DD-10640 |                | 0     | PUERTA D IZQ | G3                         | 07-13 | SD 4 PTAS/HB 4 PTAS.     | 21.8X38.0 |
| -  | 2,700   | -     | -     | DD-11286 |                | 2     | PUERTA T DER | G3                         | 07-13 | SEDAN 4 PUERTAS          | 21.0X28.0 |
| -  | 2,700   | -     | -     | DD-11287 |                | 2     | PUERTA T IZQ | G3                         | 07-13 | SEDAN 4 PUERTAS          | 21.0X28.0 |
|  | COTIZAR |       |       | DR-10866 |                | 0     | TECHO        | SOLAR,G3                   | 07-13 | SD 4 PTAS/HB 4 PTAS.     | 15.0X31.5 |
| -  | 7,000   | -     | -     | DB-11288 |                | 0     | MEDALLON     | ANT,DEFROSTER,SOLAR,G3     | 07-13 | SEDAN 4 PUERTAS          | 27.0X47.5 |
| <b>AVEO5 09-11 HATCHBACK 4 PUERTAS</b>                 |         |       |       |          |                |       |              |                            |       |                          |           |
| (PONTIAC G3 06-09)(SUZUKI SWIFT 09-11)                 |         |       |       |          |                |       |              |                            |       |                          |           |
|  | COTIZAR |       |       | DW-01561 | DW-01695       | 0     | PARABRISA    | G3                         | 09-11 | HB 4 PTAS/SD 4 PTAS      | 36.2X53.8 |
| -  | 2,800   | -     | -     | DD-10639 |                | 0     | PUERTA D DER | G3                         | 09-11 | HB 4 PTAS/SD 4 PTAS      | 21.8X38.0 |
| -  | 2,800   | -     | -     | DD-10640 |                | 0     | PUERTA D IZQ | G3                         | 09-11 | HB 4 PTAS/SD 4 PTAS      | 21.8X38.0 |
| -  | 2,700   | -     | -     | DD-10644 | DD-11780       | 0     | PUERTA T DER |                            | 09-11 | HATCHBACK 4 PTAS.        | 19.0X24.5 |
| -  | 2,700   | -     | -     | DD-10645 | DD-11781       | 0     | PUERTA T IZQ |                            | 09-11 | HATCHBACK 4 PTAS.        | 19.0X24.5 |
| -  | 2,600   | -     | -     | DQ-10646 |                | 0     | CUARTO D DER | G3                         | 09-11 | HATCHBACK 4 PTAS.        | 9.0X14.5  |
| -  | 2,600   | -     | -     | DQ-10647 |                | 0     | CUARTO T IZQ | G3                         | 09-11 | HATCHBACK 4 PTAS.        | 9.0X14.5  |
|  | COTIZAR |       |       | DR-10866 |                | 0     | TECHO        | SOLAR,G3                   | 09-11 | HB 4 PTAS/SD 4 PTAS      | 15.0X31.5 |
| -  | 7,000   | -     | -     | DB-11706 |                | 0     | MEDALLON     | DEFROSTER,LIMPIADOR,G3     | 09-11 | HATCHBACK 4 PTAS.        | 18.5X52.5 |
| <b>BLAZER 73-91 UTILITY 2 PUERTAS</b>                  |         |       |       |          |                |       |              |                            |       |                          |           |
| GMC JIMMY 73-91/PICKUP SERIES/K ESTA/EXT/CREW CAB73-91 |         |       |       |          |                |       |              |                            |       |                          |           |
|  | COTIZAR |       |       | DW-00813 |                | 0     | PARABRISA    | JIMMY/PICKUP,ANT.CON SOPOR | 73-91 | UTI 2 /CW CB 4/SD 2 PTAS | 26.0X68.0 |
|  | COTIZAR |       |       | DW-00814 |                | 0     | PARABRISA    | JIMMY/PICKUP,ANT.CON SOPOR | 73-91 | UTI 2 /CW CB 4/SD 2 PTAS | 26.0X68.0 |
|  | COTIZAR |       |       | DW-00815 |                | 0     | PARABRISA    | JIMMY/PICKUP,CON SOPORTE   | 73-91 | UTI 2 /CW CB 4/SD 2 PTAS | 26.0X68.0 |
|  | COTIZAR |       |       | DW-00816 |                | 0     | PARABRISA    | JIMMY/PICKUP,CON SOPORTE   | 73-91 | UTI 2 /CW CB 4/SD 2 PTAS | 26.0X68.0 |
|  | COTIZAR |       |       | DW-00847 |                | 0     | PARABRISA    | JIMMY/PICKUP,ANT.CON SOPOR | 75-91 | UTI 2 /CW CB 4/SD 2 PTAS | 26.0X68.0 |
|  | COTIZAR |       |       | DW-00848 |                | 0     | PARABRISA    | JIMMY/PICKUP,ANT.CON SOPOR | 75-91 | UTI 2 /CW CB 4/SD 2 PTAS | 26.0X68.0 |
|  | COTIZAR |       |       | DW-00849 |                | 0     | PARABRISA    | JIMMY/PICKUP,CON SOPORTE   | 75-91 | UTI 2 /CW CB 4/SD 2 PTAS | 26.0X68.0 |
|  | COTIZAR |       |       | DW-00850 |                | 0     | PARABRISA    | JIMMY/PICKUP,CON SOPORTE   | 75-91 | UTI 2 /CW CB 4/SD 2 PTAS | 26.0X68.0 |
| 2,400  | 2,600   | 2,600 | 4,000 | DD-06315 | DD-04951       | 0     | PUERTA DER   | PICKUP/JIMMY               | 73-91 | UTI 2 /CW CB 4/SD 2 PTAS | 22.0X28.0 |
| 2,400  | 2,600   | 2,600 | 4,000 | DD-06316 | DD-04952       | 0     | PUERTA IZQ   | PICKUP                     | 73-91 | UTI 2 /CW CB 4/SD 2 PTAS | 22.0X28.0 |
| 1,400  | 1,600   | 1,600 | 2,500 | DV-04949 |                | 1     | ALETA D DER  | JIMMY/PICKUP               | 73-79 | UTI 2 /CW CB 4/SD 2 PTAS | 8.0X18.0  |
| 1,400  | 1,600   | 1,600 | 2,500 | DV-04950 |                | 1     | ALETA D IZQ  | JIMMY/PICKUP               | 73-79 | UTI 2 /CW CB 4/SD 2 PTAS | 8.0X18.0  |
| 1,400  | 1,600   | 1,600 | 2,500 | DV-06313 | DV-06198       | 1     | ALETA D DER  | JIMMY/PICKUP               | 80-91 | UTI 2 /CW CB 4/SD 2 PTAS | 8.0X18.0  |



INDUSTRIA DE CRISTAL TEMPLADO, SA DE CV



CHEVROLET



| CL  | TX    | GRIS  | PRIV   | CLAVE    | EQUIVALENCIA Ø | PARTE | ACCESORIOS  | MODELO                    | TIPO  | MEDIDAS                  |           |
|---|-------|-------|--------|----------|----------------|-------|-------------|---------------------------|-------|--------------------------|-----------|
| <b>BLAZER 73-91 UTILITY 2 PUERTAS</b>                   |       |       |        |          |                |       |             |                           |       |                          |           |
| GMC JIMMY 73-91/PICKUP SERIES/C/ ESTA/EXT/CREW CAB73-91 |       |       |        |          |                |       |             |                           |       |                          |           |
| 1,400   | 1,600 | 1,600 | 2,500  | DV-06314 | DV-06199       | 1     | ALETA D IZQ | JIMMY/PICKUP              | 80-91 | UTI 2 /CW CB 4/SD 2 PTAS | 8.0X18.0  |
| 1,400   | 1,600 | 1,600 | 2,500  | DV-05082 | DV-06319       | 0     | ALETA T DER | JIMMY                     | 73-91 | UTILITY 2 PUERTAS.       | 9.0X14.0  |
| 1,400   | 1,600 | 1,600 | 2,500  | DV-05083 | DV-06320       | 0     | ALETA T IZQ | JIMMY                     | 73-91 | UTILITY 2 PUERTAS.       | 9.0X14.0  |
| 6,000   | 6,200 | 6,200 | 9,000  | DQ-04953 |                | 0     | CUARTO DER  | JIMMY                     | 73-91 | UTILITY 2 PUERTAS.       | 18.0X57.0 |
| 6,000   | 6,200 | 6,200 | 9,000  | DQ-04954 |                | 0     | CUARTO IZQ  | JIMMY                     | 73-91 | UTILITY 2 PUERTAS.       | 18.0X57.0 |
| 2,400   | 2,600 | 2,600 | 3,400  | DQ-05121 |                | 1     | CUARTO DER  | JIMMY,MARCO.MOVIBLE       | 74-77 | UTILITY 2 PUERTAS.       | 16.0X26.0 |
| 2,400   | 2,600 | 2,600 | 3,400  | DQ-05122 |                | 1     | CUARTO IZQ  | JIMMY,MARCO.MOVIBLE       | 74-77 | UTILITY 2 PUERTAS.       | 16.0X26.0 |
| 2,400   | 2,600 | 2,600 | 3,400  | DQ-05123 | DQ-06323       | 0     | CUARTO DER  | JIMMY,MARCO.ESTACIONARIO  | 74-80 | UTILITY 2 PUERTAS.       | 16.0X31.0 |
| 2,400   | 2,600 | 2,600 | 3,400  | DQ-05124 | DQ-06324       | 0     | CUARTO IZQ  | JIMMY,MARCO.ESTACIONARIO  | 74-80 | UTILITY 2 PUERTAS.       | 16.0X31.0 |
| 2,400   | 2,600 | 2,600 | 3,400  | DQ-05963 |                | 1     | CUARTO DER  | JIMMY,CON O SIN MARCO,MOV | 78-80 | UTILITY 2 PUERTAS.       | 16.0X27.0 |
| 2,400   | 2,600 | 2,600 | 3,400  | DQ-05964 |                | 1     | CUARTO IZQ  | JIMMY,CON O SIN MARCO,MOV | 78-80 | UTILITY 2 PUERTAS.       | 16.0X27.0 |
| 1,400   | 1,600 | 1,600 | 3,400  | DQ-06321 |                | 1     | CUARTO DER  | JIMMY.MOVIBLE             | 81-91 | UTILITY 2 PUERTAS.       | 16.0X27.0 |
| 1,400   | 1,600 | 1,600 | 3,400  | DQ-06322 |                | 1     | CUARTO IZQ  | JIMMY.MOVIBLE             | 81-91 | UTILITY 2 PUERTAS.       | 16.0X27.0 |
| 1,400   | 1,600 | 1,600 | 3,400  | DQ-06327 |                | 0     | CUARTO DER  | JIMMY,LAM.ESTACIONARIO    | 81-91 | UTILITY 2 PUERTAS.       | 16.3X31.0 |
| 1,400   | 1,600 | 1,600 | 3,400  | DQ-06328 |                | 0     | CUARTO IZQ  | JIMMY,LAM.ESTACIONARIO    | 81-91 | UTILITY 2 PUERTAS.       | 16.3X31.0 |
| 6,000   | 6,200 | 6,200 | 9,000  | DQ-06329 |                | 0     | CUARTO DER  | JIMMY,LAMINADO            | 81-89 | UTILITY 2 PUERTAS.       | 18.0X57.0 |
| 6,000   | 6,200 | 6,200 | 9,000  | DQ-06330 |                | 0     | CUARTO IZQ  | JIMMY,LAMINADO            | 81-89 | UTILITY 2 PUERTAS.       | 18.0X57.0 |
| 7,000   | 7,200 | 7,200 | 10,000 | DB-04955 |                | 0     | MEDALLON    | JIMMY, TEMPLADO           | 73-91 | UTILITY 2 PUERTAS.       | 21.0X61.0 |
|   |       |       |        | COTIZAR  | DB-06331       | 0     | MEDALLON    | JIMMY,LAMINADO            | 81-85 | UTILITY 2 PUERTAS.       | 21.0X61.0 |

|   |       |       |        |              |          |   |            |                          |       |                        |           |
|---|-------|-------|--------|--------------|----------|---|------------|--------------------------|-------|------------------------|-----------|
| <b>BLAZER 92-94 UTILITY 2 PTAS (GMC PICKUP SERIES C/K ESTA/EXT/CREW CAB 72-94/SUBURBAN 92-99)</b> |       |       |        |              |          |   |            |                          |       |                        |           |
|   |       |       |        | COTIZAR      | DW-01199 | 0 | PARABRISA  | PICKUP,CONSOLA SUPERIOR  | 92-94 | UTIL 2-4 /SD CB 2 PTAS | 30.8X67.6 |
|   |       |       |        | COTIZAR      | DW-01159 | 0 | PARABRISA  | PICKUP,CON SOPORTE       | 92-94 | UTIL 2-4 /SD CB 2 PTAS | 30.8X67.6 |
|   |       |       |        | COTIZAR      | DW-01084 | 0 | PARABRISA  | PICKUP,CON O SIN SOPORTE | 92-94 | UTIL 2-4 /SD CB 2 PTAS | 30.8X67.6 |
|   |       |       |        | COTIZAR      | DW-01026 | 0 | PARABRISA  | PICKUP,CONSOLA SUPERIOR  | 92-94 | UTIL 2-4 /SD CB 2 PTAS | 30.8X67.6 |
| 2,800   | 3,000 | 3,000 | -      | DD-07477 S/H |          | 0 | PUERTA DER | PICKUP                   | 92-98 | UTIL 2-4 /SD CB 2 PTAS | 25.0X35.8 |
| 2,800   | 3,000 | 3,000 | -      | DD-07478 S/H |          | 0 | PUERTA IZQ | PICKUP                   | 92-98 | UTIL 2-4 /SD CB 2 PTAS | 25.0X35.8 |
| 3,000   | 3,200 | 3,200 | -      | DD-07477 C/H | DD-08305 | 0 | PUERTA DER | PICKUP                   | 92-98 | UTIL 2-4 /SD CB 2 PTAS | 25.0X35.8 |
| 3,000   | 3,200 | 3,200 | -      | DD-07478 C/H | DD-08306 | 0 | PUERTA IZQ | PICKUP                   | 92-98 | UTIL 2-4 /SD CB 2 PTAS | 25.0X35.8 |
| 7,300   | 7,500 | 7,500 | 13,500 | DQ-08008     |          | 0 | CUARTO DER | COLOR GRIS EN PRIVACY    | 92-94 | UTILITY 2 PUERTAS.     | 25.3X67.0 |
| 7,300   | 7,500 | 7,500 | 13,500 | DQ-08009     |          | 0 | CUARTO IZQ | COLOR GRIS EN PRIVACY    | 92-94 | UTILITY 2 PUERTAS.     | 25.3X67.0 |
| 7,300   | 7,500 | 7,500 | 13,500 | DQ-08318     |          | 0 | CUARTO DER | COLOR VERDE              | 92-94 | UTILITY 2 PUERTAS.     | 25.3X67.0 |
| 7,300   | 7,500 | 7,500 | 13,500 | DQ-08319     |          | 0 | CUARTO IZQ | COLOR VERDE              | 92-94 | UTILITY 2 PUERTAS.     | 25.3X67.0 |
|   |       |       |        | COTIZAR      | DB-08141 | 3 | MEDALLON   | SUBURBAN,DEF,LIMPIADOR   | 92-93 | UTILITY 2 PUERTAS.     | 27.8X62.3 |
|   |       |       |        | COTIZAR      | DB-08142 | 3 | MEDALLON   | SUBURBAN, LIMPIADOR      | 92-93 | UTILITY 2 PUERTAS.     | 27.8X62.3 |

|   |  |  |  |         |          |   |          |                          |       |                    |           |
|---|--|--|--|---------|----------|---|----------|--------------------------|-------|--------------------|-----------|
| <b>BLAZER 92-94 UTILITY 2 PTAS (GMC PICKUP SERIES C/K ESTA/EXT/CREW CAB 72-94/SUBURBAN 92-99)</b> |  |  |  |         |          |   |          |                          |       |                    |           |
|   |  |  |  | COTIZAR | DB-08143 | 0 | MEDALLON | SUBURBAN                 | 92-99 | UTILITY 2 PUERTAS. | 27.8X62.3 |
|   |  |  |  | COTIZAR | DB-08320 | 3 | MEDALLON | SUBURBAN,LIMP,DEF,SOLAR  | 93-94 | UTILITY 2 PUERTAS. | 27.8X62.3 |
|   |  |  |  | COTIZAR | DB-08321 | 3 | MEDALLON | SUBURBAN/TAHOE,SOL,LIMP  | 93-99 | UTILITY 2 PUERTAS. | 27.8X62.3 |
|   |  |  |  | COTIZAR | DB-08322 | 0 | MEDALLON | SUBURBAN/TAHOE,SOLAR     | 93-99 | UTILITY 2 PUERTAS. | 27.8X62.3 |
|   |  |  |  | COTIZAR | DB-08819 | 3 | MEDALLON | SUBURBAN/TAHOE,DEF,SOLAR | 94-95 | UTILITY 2 PUERTAS. | 27.8X62.3 |



CHEVROLET



| CL   | TX    | GRIS | PRIV | CLAVE    | EQUIVALENCIA Ø | PARTE        | ACCESORIOS      | MODELO | TIPO                  | MEDIDAS   |
|--|-------|------|------|----------|----------------|--------------|-----------------|--------|-----------------------|-----------|
| <b>CAMARO 67 COUPE 2 PUERTAS (PONTIAC FIREBIRD 67)</b>       |       |      |      |          |                |              |                 |        |                       |           |
| COTIZAR  |       |      |      | DW-00688 | 0              | PARABRISA    | FIREBIRD        | 67     | COUPE 2 PTAS.         | 24.0X62.0 |
| 2,000  | 2,200 | -    | -    | DV-03808 | 2              | ALETA D DER  | FIREBIRD        | 67     | COUPE 2 /CONV 2 PTAS  | 8.0X16.0  |
| 2,000  | 2,200 | -    | -    | DV-03809 | 2              | ALETA D IZQ  | FIREBIRD        | 67     | COUPE 2 /CONV 2 PTAS  | 8.0X16.0  |
| 7,000  | 7,200 | -    | -    | DD-03810 | 1              | PUERTA DER   | FIREBIRD        | 67     | COUPE 2 /CONV 2 PTAS  | 18.3X30.0 |
| 7,000  | 7,200 | -    | -    | DD-03811 | 1              | PUERTA IZQ   | FIREBIRD        | 67     | COUPE 2 /CONV 2 PTAS  | 18.3X30.0 |
| 4,000  | 4,200 | -    | -    | DQ-03812 | 3              | CUARTO DER   | FIREBIRD        | 67     | COUPE 2 PTAS.         | 16.0X20.0 |
| 4,000  | 4,200 | -    | -    | DQ-03813 | 3              | CUARTO IZQ   | FIREBIRD        | 67     | COUPE 2 PTAS.         | 16.0X20.0 |
| COTIZAR  |       |      |      | DB-03814 | 0              | MEDALLON     | FIREBIRD        | 67     | COUPE 2 PTAS.         | 20.0X48.0 |
| <b>CAMARO 67 CONVERTIBLE 2 PUERTAS (PONTIAC FIREBIRD 67)</b> |       |      |      |          |                |              |                 |        |                       |           |
| COTIZAR  |       |      |      | DW-00689 | 0              | PARABRISAS   | FIREBIRD        | 67-70  | CONVERTIBLE 2 PTAS.   | 22.0X62.0 |
| 2,000  | 2,200 | -    | -    | DV-03808 | 2              | ALETA D DER  | FIREBIRD        | 67     | CONV 2 /COUPE 2 PTAS. | 8.0X16.0  |
| 2,000  | 2,200 | -    | -    | DV-03809 | 2              | ALETA D IZQ  | FIREBIRD        | 67     | CONV 2 /COUPE 2 PTAS. | 8.0X16.0  |
| 7,000  | 7,200 | -    | -    | DD-03810 | 1              | PUERTA DER   | FIREBIRD        | 67     | CONV 2 /COUPE 2 PTAS. | 18.3X30.0 |
| 7,000  | 7,200 | -    | -    | DD-03811 | 1              | PUERTA IZQ   | FIREBIRD        | 67     | CONV 2 /COUPE 2 PTAS. | 18.3X30.0 |
| COTIZAR  |       |      |      | DQ-03815 | 3              | CUARTO DER   | FIREBIRD        | 67     | CONVERTIBLE 2 PTAS.   | 16.0X18.0 |
| COTIZAR  |       |      |      | DQ-03816 | 3              | CUARTO IZQ   | FIREBIRD        | 67     | CONVERTIBLE 2 PTAS.   | 16.0X18.0 |
| <b>CAMARO 68-70 COUPE 2 PUERTAS (PONTIAC FIREBIRD 68-70)</b> |       |      |      |          |                |              |                 |        |                       |           |
| COTIZAR  |       |      |      | DW-00688 | 0              | PARABRISA    | FIREBIRD        | 68-69  | COUPE 2 PTAS.         | 24.0X62.0 |
| COTIZAR  |       |      |      | DW-00755 | 0              | PARABRISA    | FIREBIRD,ANTENA | 70     | COUPE 2 PTAS.         | 28.0X66.0 |
| COTIZAR  |       |      |      | DW-00756 | 0              | PARABRISA    | FIREBIRD        | 70     | COUPE 2 PTAS.         | 28.0X66.0 |
| 7,000  | 7,200 | -    | -    | DD-04043 | DD-04045       | 7 PUERTA DER | FIREBIRD        | 68-69  | COUPE 2 PTAS.         | 22.0X42.0 |
| 7,000  | 7,200 | -    | -    | DD-04044 | DD-04046       | 7 PUERTA IZQ | FIREBIRD        | 68-69  | COUPE 2 PTAS.         | 22.0X42.0 |
| 7,000  | 7,200 | -    | -    | DD-04420 |                | 7 PUERTA DER | FIREBIRD        | 70     | COUPE 2 PTAS.         | 22.0X48.0 |
| 7,000  | 7,200 | -    | -    | DD-04421 |                | 7 PUERTA IZQ | FIREBIRD        | 70     | COUPE 2 PTAS.         | 22.0X48.0 |



CHEVROLET



| CL   | TX    | GRIS | PRIV | CLAVE    | EQUIVALENCIA Ø | PARTE          | ACCESORIOS               | MODELO             | TIPO                  | MEDIDAS               |           |
|--|-------|------|------|----------|----------------|----------------|--------------------------|--------------------|-----------------------|-----------------------|-----------|
| <b>CAMARO 68-70 COUPE 2 PUERTAS (PONTIAC FIREBIRD 68-70)</b>       |       |      |      |          |                |                |                          |                    |                       |                       |           |
| 5,000  | 5,200 | -    | -    | DQ-04039 |                | 3 CUARTO DER   | FIREBIRD                 | 68-70              | COUPE 2 PTAS.         | 14.0X20.0             |           |
| 5,000  | 5,200 | -    | -    | DQ-04040 |                | 3 CUARTO IZQ   | FIREBIRD                 | 68-70              | COUPE 2 PTAS.         | 14.0X20.0             |           |
|  |       |      |      | COTIZAR  | DB-03814       | 0 MEDALLON     | FIREBIRD                 | 68-70              | COUPE 2 PTAS.         | 20.0X48.0             |           |
|  |       |      |      | COTIZAR  | DB-04296       | 0 MEDALLON     | FIREBIRD                 | 70                 | COUPE 2 PTAS.         | 24.0X52.0             |           |
| <b>CAMARO 68-70 CONVERTIBLE 2 PUERTAS (PONTIAC FIREBIRD 68-70)</b> |       |      |      |          |                |                |                          |                    |                       |                       |           |
|  |       |      |      | COTIZAR  | DW-00689       | 0 PARABRISA    | FIREBIRD                 | 68-70              | CONVERTIBLE 2 PTAS.   | 22.0X62.0             |           |
| 7,000  | 7,200 | -    | -    | DD-04043 | DD-04045       | 7 PUERTA DER   | FIREBIRD                 | 68-70              | CONV 2 /COUPE 2 PTAS. | 22.0X42.0             |           |
| 7,000  | 7,200 | -    | -    | DD-04044 | DD-04046       | 7 PUERTA IZQ   | FIREBIRD                 | 68-70              | CONV 2 /COUPE 2 PTAS. | 22.0X42.0             |           |
| 4,800  | 5,000 | -    | -    | DQ-04041 |                | 3 CUARTO DER   | FIREBIRD                 | 68-70              | CONVERTIBLE 2 PTAS.   | 16.0X18.0             |           |
| 4,800  | 5,000 | -    | -    | DQ-04042 |                | 3 CUARTO IZQ   | FIREBIRD                 | 68-70              | CONVERTIBLE 2 PTAS.   | 16.0X18.0             |           |
| <b>CAMARO 71-81 COUPE 2 PUERTAS (PONTIAC FIREBIRD 71-81)</b>       |       |      |      |          |                |                |                          |                    |                       |                       |           |
|  |       |      |      | COTIZAR  | DW-00785       | 0 PARABRISA    | FIREBIRD,ANTENA          | 71-81              | COUPE 2 PTAS.         | 28.0X66.0             |           |
|  |       |      |      | COTIZAR  | DW-00786       | 0 PARABRISA    | FIREBIRD                 | 71-81              | COUPE 2 PTAS.         | 28.0X66.0             |           |
|  |       |      |      | COTIZAR  | DW-00869       | 0 PARABRISA    | FIREBIRD,ANT,BANDA NEGRA | 76-77              | COUPE 2 PTAS.         | 28.0X66.0             |           |
|  |       |      |      | COTIZAR  | DW-00870       | 0 PARABRISA    | FIREBIRD,BANDA NEGRA     | 76-77              | COUPE 2 PTAS.         | 28.0X66.0             |           |
| 7,000  | 7,200 | -    | -    | DD-04420 |                | 7 PUERTA DER   | FIREBIRD                 | 71                 | COUPE 2 PTAS.         | 22.0X48.0             |           |
| 7,000  | 7,200 | -    | -    | DD-04421 |                | 7 PUERTA IZQ   | FIREBIRD                 | 71                 | COUPE 2 PTAS.         | 22.0X48.0             |           |
| 7,000  | 7,200 | -    | -    | DD-04703 |                | 5,7 PUERTA DER | FIREBIRD                 | 71-81              | COUPE 2 PTAS.         | 22.0X48.0             |           |
| 7,000  | 7,200 | -    | -    | DD-04704 |                | 5,7 PUERTA IZQ | FIREBIRD                 | 71-81              | COUPE 2 PTAS.         | 22.0X48.0             |           |
|  |       |      |      | COTIZAR  | DB-04296       | 0 MEDALLON     | FIREBIRD                 | 71-74              | COUPE 2 PTAS.         | 24.0X52.0             |           |
|  |       |      |      | COTIZAR  | DB-04702       | DB-05302       | 0 MEDALLON               | FIREBIRD,DEFROSTER | 71-74                 | COUPE 2 PTAS.         | 24.0X52.0 |
|  |       |      |      | COTIZAR  | DB-05291       | 0 MEDALLON     | FIREBIRD                 | 75-81              | COUPE 2 PTAS.         | 24.0X52.0             |           |
|  |       |      |      | COTIZAR  | DB-05546       | 0 MEDALLON     | FIREBIRD,DEF,BANDA NEGRA | 76-77              | COUPE 2 PTAS.         | 24.0X52.0             |           |
|  |       |      |      | COTIZAR  | DB-05547       | 0 MEDALLON     | FIREBIRD,BANDA NEGRA     | 76-77              | COUPE 2 PTAS.         | 24.0X52.0             |           |
| <b>CAMARO 82-92 COUPE 2 PUERTAS (PONTIAC FIREBIRD 82-92)</b>       |       |      |      |          |                |                |                          |                    |                       |                       |           |
|  |       |      |      | COTIZAR  | DW-00942       | DW-00988       | 0 PARABRISA              | FIREBIRD           | 82-86                 | COUPE 2 PTAS.         | 32.7X62.5 |
|  |       |      |      | COTIZAR  | DW-01024       |                | 0 PARABRISA              | FIREBIRD           | 87-92                 | COUPE 2 /CONV 2 PTAS. | 32.7X62.5 |
| -  | 7,200 | -    | -    | DD-06419 |                | 7 PUERTA DER   | FIREBIRD                 | 83-83              | COUPE 2 PTAS.         | 22.3X45.3             |           |
| -  | 7,200 | -    | -    | DD-06420 |                | 7 PUERTA IZQ   | FIREBIRD                 | 83-83              | COUPE 2 PTAS.         | 22.3X45.3             |           |
| -  | 7,200 | -    | -    | DD-07668 | DD-06611       | 6 PUERTA DER   | FIREBIRD                 | 84-92              | COUPE 2 /CONV 2 PTAS. | 22.3X45.3             |           |
| -  | 7,200 | -    | -    | DD-07669 | DD-06612       | 6 PUERTA IZQ   | FIREBIRD                 | 84-92              | COUPE 2 /CONV 2 PTAS. | 22.3X45.3             |           |



CHEVROLET



| CL   | TX      | GRIS | PRIV | CLAVE    | EQUIVALENCIA Ø | PARTE      | ACCESORIOS                 | MODELO   | TIPO                   | MEDIDAS               |           |
|--|---------|------|------|----------|----------------|------------|----------------------------|----------|------------------------|-----------------------|-----------|
| <b>CAMARO 82-92 COUPE 2 PUERTAS</b> (PONTIAC FIREBIRD 82-92)       |         |      |      |          |                |            |                            |          |                        |                       |           |
|  | COTIZAR |      |      | DB-06421 | 8              | MEDALLON   | FIREBIRD,DEF,SPOILER       | 82-90    | COUPE 2 PTAS.          | 43.9X64.9             |           |
|  | COTIZAR |      |      | DB-06422 | 8              | MEDALLON   | FIREBIRD,SPOILER           | 82-90    | COUPE 2 PTAS.          | 43.9X64.9             |           |
|  | COTIZAR |      |      | DB-07044 | 10             | MEDALLON   | FIREBIRD,DEFROSTER         | 86-88    | COUPE 2 PTAS.          | 43.9X64.9             |           |
|  | COTIZAR |      |      | DB-07045 | 10             | MEDALLON   | FIREBIRD                   | 86-88    | COUPE 2 PTAS.          | 43.9X64.9             |           |
| <b>CAMARO 87-92 CONVERTIBLE 2 PUERTAS</b> (PONTIAC FIREBIRD 91-92) |         |      |      |          |                |            |                            |          |                        |                       |           |
|  | COTIZAR |      |      | DW-01024 | 0              | PARABRISA  | FIREBIRD                   | 87-92    | CONV 2 /COUPE 2 PTAS.  | 32.7X62.5             |           |
| -  | 7,200   | -    | -    | DD-07668 | DD-06611       | 6          | PUERTA DER                 | FIREBIRD | 87-92                  | CONV 2 /COUPE 2 PTAS. | 22.3X45.3 |
| -  | 7,200   | -    | -    | DD-07669 | DD-06612       | 6          | PUERTA IZQ                 | FIREBIRD | 87-92                  | CONV 2 /COUPE 2 PTAS. | 22.3X45.3 |
| <b>CAMARO 00-02 COUPE 2 PUERTAS</b> (PONTIAC FIREBIRD 00-02)       |         |      |      |          |                |            |                            |          |                        |                       |           |
|  | COTIZAR |      |      | DW-01155 | 0              | PARABRISA  | SOLAR,FIREBIRD             | 00-02    | COUPE 2/ CONV 2 PTAS.. | 44.2X64.9             |           |
| -  | 7,200   | -    | -    | DD-08263 | 6              | PUERTA DER | SOLAR,FIREBIRD             | 00-02    | COUPE 2/ CONV 2 PTAS.. | 23.1X46.9             |           |
| -  | 7,200   | -    | -    | DD-08264 | 6              | PUERTA IZQ | SOLAR,FIREBIRD             | 00-02    | COUPE 2/ CONV 2 PTAS.. | 23.1X46.9             |           |
|  | COTIZAR |      |      | DR-08754 | 2              | TECHO DER  | SOLAR                      | 00-02    | COUPE 2 PUERTAS.       | 28.2X28.5             |           |
|  | COTIZAR |      |      | DR-08755 | 2              | TECHO IZQ  | SOLAR                      | 00-02    | COUPE 2 PUERTAS.       | 28.2X28.5             |           |
|  | COTIZAR |      |      | DR-08762 | 2              | TECHO DER  | SOL,DOBLE BLOQUEO,FIREBIRD | 00-02    | COUPE 2 PUERTAS.       | 28.2X28.9             |           |
|  | COTIZAR |      |      | DR-08763 | 2              | TECHO IZQ  | SOL,DOBLE BLOQUEO,FIREBIRD | 00-02    | COUPE 2 PUERTAS.       | 28.2X28.9             |           |
|  | COTIZAR |      |      | DB-08265 | 0              | MEDALLON   | SOLAR,FIREBIRD             | 00-02    | COUPE 2 PUERTAS.       | 44.6X65.8             |           |
|  | COTIZAR |      |      | DB-08266 | 0              | MEDALLON   | DEFROSTER,SOLAR,FIREBIRD   | 00-02    | COUPE 2 PUERTAS.       | 44.6X65.8             |           |
| <b>CAMARO 94-02 CONVERTIBLE 2 PUERTAS</b> (PONTIAC FIREBIRD 94-02) |         |      |      |          |                |            |                            |          |                        |                       |           |
|  | COTIZAR |      |      | DW-01155 | 0              | PARABRISA  | FIREBIRD                   | 94-02    | CONV 2 /COUPE 2 PTAS.  | 44.2X64.9             |           |
| -  | 7,200   | -    | -    | DD-08263 | 6              | PUERTA DER | SOLAR,FIREBIRD             | 94-02    | CONV 2 /COUPE 2 PTAS.  | 23.1X46.9             |           |
| -  | 7,200   | -    | -    | DD-08264 | 6              | PUERTA IZQ | SOLAR,FIREBIRD             | 94-02    | CONV 2 /COUPE 2 PTAS.  | 23.1X46.9             |           |
|  | COTIZAR |      |      | DB-09770 | 0              | MEDALLON   | SOLAR,DEF.REPOSI,FIREBIRD  | 94-02    | CONV 2 /COUPE 2 PTAS.  | S/M                   |           |
| <b>CAMARO 10-15 COUPE 2 PUERTAS</b>                                |         |      |      |          |                |            |                            |          |                        |                       |           |
|  | COTIZAR |      |      | DW-01813 | 0              | PARABRISA  | SOLAR,TERCER VISOR         | 10-15    | COUPE 2 PUERTAS.       | 32.6X61.5             |           |
|  | COTIZAR |      |      | DW-01814 | 0              | PARABRISA  | SOLAR,TERCER VISOR         | 10-15    | COUPE 2 PUERTAS.       | 32.6X61.5             |           |
|  | COTIZAR |      |      | DW-01877 | 0              | PARABRISA  | DISPLAY,SOL,TERCER VISOR   | 10-15    | COUPE 2 PUERTAS.       | 32.6X61.5             |           |
|  | COTIZAR |      |      | DW-01878 | 0              | PARABRISA  | DISPLAY,SOL,TERCER VISOR   | 10-15    | COUPE 2 PUERTAS.       | 32.6X61.5             |           |
|  | COTIZAR |      |      | DW-01903 | 0              | PARABRISA  | SOLAR,TERCER VISOR         | 10-15    | COUPE 2 PUERTAS.       | 32.6X61.5             |           |



CHEVROLET



| CL  | TX    | GRIS | PRIV | CLAVE    | EQUIVALENCIA Ø | PARTE        | ACCESORIOS        | MODELO                          | TIPO             | MEDIDAS          |           |
|---|-------|------|------|----------|----------------|--------------|-------------------|---------------------------------|------------------|------------------|-----------|
| <b>CAMARO 10-15 COUPE 2 PUERTAS</b>       |       |      |      |          |                |              |                   |                                 |                  |                  |           |
|   |       |      |      | COTIZAR  | DW-01904       | 0            | PARABRISA         | SOL, TERC VIS, EST REMOTA       | 10-15            | COUPE 2 PUERTAS. | 32.6X61.5 |
|   |       |      |      | COTIZAR  | DW-01905       | 0            | PARABRISA         | DISP. SOL, TERC VIS, EST REMOTA | 10-15            | COUPE 2 PUERTAS. | 32.6X61.5 |
|   |       |      |      | COTIZAR  | DW-01906       | 0            | PARABRISA         | DISPLAY,SOLAR,TERCER VISOR      | 10-15            | COUPE 2 PUERTAS. | 32.6X61.5 |
| -   | 7,600 | -    | -    | DD-11716 | 0              | PUERTA DER   | SOLAR             | 10-15                           | COUPE 2 PUERTAS. | 14.0X39.5        |           |
| -   | 7,600 | -    | -    | DD-11717 | 0              | PUERTA IZQ   | SOLAR             | 10-15                           | COUPE 2 PUERTAS. | 14.0X39.5        |           |
| -   | 6,000 | -    | -    | DQ-11718 | 0              | CUARTO DER   | ENCAPSULADO,SOLAR | 10-15                           | COUPE 2 PUERTAS. | 11.0X17.0        |           |
| -   | 6,000 | -    | -    | DQ-11719 | 0              | CUARTO IZQ   | ENCAPSULADO,SOLAR | 10-15                           | COUPE 2 PUERTAS. | 11.0X17.0        |           |
|   |       |      |      | COTIZAR  | DB-11720       | 0            | MEDALLON          | ANTENA,DEFROSTER,SOLAR          | 10-15            | COUPE 2 PUERTAS. | 30.0X42.2 |
| <b>CAMARO 11-15 CONVERTIBLE 2 PUERTAS</b> |       |      |      |          |                |              |                   |                                 |                  |                  |           |
|   |       |      |      | COTIZAR  | DW-01898       | 0            | PARABRISA         | SOLAR, TERCER VISOR             | 11-15            | COUPE 2 PUERTAS. | S/M       |
|   |       |      |      | COTIZAR  | DW-01899       | 0            | PARABRISA         | SOLAR,TERC VIS,ESTRELLA REMO    | 11-15            | COUPE 2 PUERTAS. | S/M       |
|   |       |      |      | COTIZAR  | DW-01900       | 0            | PARABRISA         | DISPLAY,SOLAR,TERCER VISOR      | 11-15            | COUPE 2 PUERTAS. | S/M       |
|   |       |      |      | COTIZAR  | DW-01901       | 0            | PARABRISA         | DISPLAY,SOLAR,TERCER VISOR      | 11-15            | COUPE 2 PUERTAS. | S/M       |
| -   | 7,600 | -    | -    | DD-11941 | 0              | PUERTA DER   | SOLAR             | 11-15                           | COUPE 2 PUERTAS. | S/M              |           |
| -   | 7,600 | -    | -    | DD-11942 | 0              | PUERTA IZQ   | SOLAR             | 11-15                           | COUPE 2 PUERTAS. | S/M              |           |
| -   | 6,000 | -    | -    | DQ-11943 | 0              | CUARTO DER   | SOLAR             | 11-15                           | COUPE 2 PUERTAS. | S/M              |           |
| -   | 6,000 | -    | -    | DQ-11944 | 0              | CUARTO IZQ   | SOLAR             | 11-15                           | COUPE 2 PUERTAS. | S/M              |           |
| <b>CAMARO 16 COUPE 2 PUERTAS</b>          |       |      |      |          |                |              |                   |                                 |                  |                  |           |
|   |       |      |      | COTIZAR  | DW-02236       | 0            | PARABRISA         | SOLAR                           | 16               | COUPE 2 PTAS.    | S/M       |
|   |       |      |      | COTIZAR  | DW-02237       | 0            | PARABRISA         | SOLAR,HUD                       | 16               | COUPE 2 PTAS.    | S/M       |
| -   | 8,000 | -    | -    | DD-12653 | 0              | PUERTA DER   | SOLAR             | 16                              | COUPE 2 PTAS.    | S/M              |           |
| -   | 8,000 | -    | -    | DD-12654 | 0              | PUERTA IZQ   | SOLAR             | 16                              | COUPE 2 PTAS.    | S/M              |           |
| -   | 7,000 | -    | -    | DQ-12655 | 0              | CUARTO DER   | ENCAPSULADO,SOLAR | 16                              | COUPE 2 PTAS.    | S/M              |           |
| -   | 7,000 | -    | -    | DQ-12656 | 0              | CUARTO IZQ   | ENCAPSULADO,SOLAR | 16                              | COUPE 2 PTAS.    | S/M              |           |
|   |       |      |      | COTIZAR  | DB-12657       | 0            | MEDALLON          | ANTENA,DEFROSTER,SOLAR          | 16               | COUPE 2 PTAS.    | S/M       |
| <b>CAPRICE 11-16 SEDAN 4 PUERTAS</b>      |       |      |      |          |                |              |                   |                                 |                  |                  |           |
|   |       |      |      | COTIZAR  | DW-01943       | 0            | PARABRISA         | SOLAR,ACOUSTIC INTER            | 11-16            | SEDAN 4 PUERTAS. | S/M       |
| -   | 5,000 | -    | -    | DD-12034 | 0              | PUERTA D DER | SOLAR             | 11-16                           | SEDAN 4 PUERTAS. | S/M              |           |
| -   | 5,000 | -    | -    | DD-12035 | 0              | PUERTA D IZQ | SOLAR             | 11-16                           | SEDAN 4 PUERTAS. | S/M              |           |
| -   | 4,900 | -    | -    | DD-12036 | 0              | PUERTA T DER | SOLAR             | 11-16                           | SEDAN 4 PUERTAS. | S/M              |           |
| -   | 4,900 | -    | -    | DD-12037 | 0              | PUERTA T IZQ | SOLAR             | 11-16                           | SEDAN 4 PUERTAS. | S/M              |           |
| -   | 4,500 | -    | -    | DQ-12038 | 0              | CUARTO DER   | ENCAPSULADO,SOLAR | 11-16                           | SEDAN 4 PUERTAS. | S/M              |           |



CHEVROLET



| CL                                   | TX      | GRIS | PRIV | CLAVE    | EQUIVALENCIA Ø | PARTE        | ACCESORIOS        | MODELO | TIPO             | MEDIDAS |
|--------------------------------------|---------|------|------|----------|----------------|--------------|-------------------|--------|------------------|---------|
| <b>CAPRICE 11-16 SEDAN 4 PUERTAS</b> |         |      |      |          |                |              |                   |        |                  |         |
| -                                    | 4,500   | -    | -    | DQ-12039 |                | 0 CUARTO IZQ | ENCAPSULADO,SOLAR | 11-16  | SEDAN 4 PUERTAS. | S/M     |
|                                      | COTIZAR |      |      | DB-12040 |                | 0 MEDALLON   | DEFROSTER,SOLAR   | 11-16  | SEDAN 4 PUERTAS. | S/M     |

|   |         |       |       |          |  |                |                            |       |                   |           |
|---|---------|-------|-------|----------|--|----------------|----------------------------|-------|-------------------|-----------|
| <b>CAPTIVA SPORT 08-16 UTILITY 4 PUERTAS (SOLO EN MÉXICO)</b> |         |       |       |          |  |                |                            |       |                   |           |
|   | COTIZAR |       |       | DW-01762 |  | 0 PARABRISA    | SOL,TERCER VIS,SENS LLUVIA | 08-16 | UTILITY 4 PUERTAS | 38.5X56.5 |
|   | COTIZAR |       |       | DW-01761 |  | 0 PARABRISA    | SOLAR,TERCER VISOR         | 08-16 | UTILITY 4 PUERTAS | 38.5X56.5 |
|   | COTIZAR |       |       | DW-01737 |  | 0 PARABRISA    | SOLAR,TERCER VISOR         | 08-16 | UTILITY 4 PUERTAS | 36.5X57.2 |
|   | COTIZAR |       |       | DW-01738 |  | 0 PARABRISA    | SOL,TERCER VIS,SENS LLUVIA | 08-16 | UTILITY 4 PUERTAS | 36.5X57.2 |
| -   | 3,000   | -     | -     | DD-11498 |  | 2 PUERTA D DER | SOLAR                      | 08-16 | UTILITY 4 PUERTAS | 22.2X30.9 |
| -   | 3,000   | -     | -     | DD-11499 |  | 2 PUERTA D IZQ | SOLAR                      | 08-16 | UTILITY 4 PUERTAS | 22.2X30.9 |
| -   | 2,900   | 2,900 | 5,000 | DD-11500 |  | 2 PUERTA T DER | SOLAR                      | 08-16 | UTILITY 4 PUERTAS | 21.6X22.8 |
| -   | 2,900   | 2,900 | 5,000 | DD-11501 |  | 2 PUERTA T IZQ | SOLAR                      | 08-16 | UTILITY 4 PUERTAS | 21.6X22.8 |
| -   | 3,500   | 3,500 | 6,000 | DQ-11502 |  | 0 CUARTO T DER | ENCAPSULADO,SOLAR          | 08-16 | UTILITY 4 PUERTAS | 17.0X22.0 |
| -   | 3,500   | 3,500 | 6,000 | DQ-11503 |  | 0 CUARTO T IZQ | ENCAPSULADO,SOLAR          | 08-16 | UTILITY 4 PUERTAS | 17.0X22.0 |
|   | COTIZAR |       |       | DB-11504 |  | 1 MEDALLON     | DEFROSTER,SOLAR,LIMPIADOR  | 08-16 | UTILITY 4 PUERTAS | 27.0X51.0 |

|   |         |   |   |          |          |              |                            |       |                 |           |
|---|---------|---|---|----------|----------|--------------|----------------------------|-------|-----------------|-----------|
| <b>CAVALIER Z24 82-94 COUPE 2 PTAS.</b> |         |   |   |          |          |              |                            |       |                 |           |
|   | COTIZAR |   |   | DW-01039 | DW-01074 | 0 PARABRISA  | CAVALIER                   | 82-94 | COUPE 2 PUERTAS | 26.8X55.3 |
| 3,000                                   | 3,200   | - | - | DD-06346 |          | 4 PUERTA DER | CAVALIER                   | 82-94 | COUPE 2 PUERTAS | 18.5X43.2 |
| 3,000                                   | 3,200   | - | - | DD-06347 |          | 4 PUERTA IZQ | CAVALIER                   | 82-94 | COUPE 2 PUERTAS | 18.5X43.2 |
| 3,000                                   | 3,200   | - | - | DD-07711 |          | 5 PUERTA DER | CAVALIER                   | 82-94 | COUPE 2 PUERTAS | 18.5X43.2 |
| 3,000                                   | 3,200   | - | - | DD-07712 |          | 5 PUERTA IZQ | CAVALIER                   | 82-94 | COUPE 2 PUERTAS | 18.5X43.2 |
|   | COTIZAR |   |   | DQ-07402 |          | 0 CUARTO DER | CAVALIER,ACABADO MATE      | 82-94 | COUPE 2 PUERTAS | 16.7X32.3 |
|   | COTIZAR |   |   | DQ-07403 |          | 0 CUARTO IZQ | CAVALIER,ACABADO MATE      | 82-94 | COUPE 2 PUERTAS | 16.7X32.3 |
|   | COTIZAR |   |   | DQ-07634 |          | 0 CUARTO DER | CAVALIER,ACABADO BRILLANTE | 82-94 | COUPE 2 PUERTAS | 16.7X32.3 |
|   | COTIZAR |   |   | DQ-07635 |          | 0 CUARTO IZQ | CAVALIER,ACABADO BRILLANTE | 82-94 | COUPE 2 PUERTAS | 16.7X32.3 |
| 2,800                                   | 3,000   | - | - | DQ-08552 |          | 0 CUARTO DER | CAVALIER,BANDA NEGRA       | 82-94 | COUPE 2 PUERTAS | 16.7X32.3 |
| 2,800                                   | 3,000   | - | - | DQ-08553 |          | 0 CUARTO IZQ | CAVALIER,BANDA NEGRA       | 82-94 | COUPE 2 PUERTAS | 16.7X32.3 |
|   | COTIZAR |   |   | DB-07406 |          | 0 MEDALLON   | CAVALIER,DEFROSTER         | 82-94 | COUPE 2 PUERTAS | 34.8X53.0 |
|   | COTIZAR |   |   | DB-07407 |          | 0 MEDALLON   | CAVALIER                   | 82-94 | COUPE 2 PUERTAS | 34.8X53.0 |
|   | COTIZAR |   |   | DB-07408 |          | 0 MEDALLON   | DEFROSTER,ESTAN PARA EQUIP | 82-94 | COUPE 2 PUERTAS | 34.8X53.0 |
|   | COTIZAR |   |   | DB-07409 |          | 0 MEDALLON   | CAVALIER,DEFROSTER         | 82-94 | COUPE 2 PUERTAS | 34.8X53.0 |
|   | COTIZAR |   |   | DB-08039 |          | 0 MEDALLON   | CAVALIER,DEFROSTER         | 82-94 | COUPE 2 PUERTAS | 34.8X52.0 |
|   | COTIZAR |   |   | DB-08554 |          | 0 MEDALLON   | DEFROSTER,BANDA NEGRA      | 82-94 | COUPE 2 PUERTAS | 34.8X52.0 |



INDUSTRIA DE CRISTAL TEMPLADO, SA DE CV



CHEVROLET

| CL                                      | TX      | GRIS | PRIV | CLAVE    | EQUIVALENCIA Ø | PARTE      | ACCESORIOS           | MODELO | TIPO            | MEDIDAS   |
|---|---------|------|------|----------|----------------|------------|----------------------|--------|-----------------|-----------|
| <b>CAVALIER Z24 82-94 COUPE 2 PTAS.</b> |         |      |      |          |                |            |                      |        |                 |           |
|   | COTIZAR |      |      | DB-08555 |                | 0 MEDALLON | CAVALIER,BANDA NEGRA | 82-94  | COUPE 2 PUERTAS | 34.8X52.0 |

| <b>CAVALIER 82-94 SEDAN 4 PUERTAS</b> |         |   |   |          |          |   |              |                           |       |               |           |
|---------------------------------------|---------|---|---|----------|----------|---|--------------|---------------------------|-------|---------------|-----------|
|                                       | COTIZAR |   |   | DW-01021 |          | 0 | PARABRISA    | CAVALIER                  | 82-94 | SEDAN 4 PTAS. | 28.4X55.9 |
|                                       | COTIZAR |   |   | DW-01130 |          | 0 | PARABRISA    | CAVALIER                  | 82-94 | SEDAN 4 PTAS. | 28.4X55.9 |
| 2,600                                 | 2,800   | - | - | DD-06353 |          | 4 | PUERTA D DER | CAVALIER                  | 82-94 | SEDAN 4 PTAS. | 19.7X33.7 |
| 2,600                                 | 2,800   | - | - | DD-06354 |          | 4 | PUERTA D IZQ | CAVALIER                  | 82-94 | SEDAN 4 PTAS. | 19.7X33.7 |
| 2,600                                 | 2,800   | - | - | DD-07713 |          | 5 | PUERTA D DER | CAVALIER                  | 82-94 | SEDAN 4 PTAS. | 19.5X33.5 |
| 2,600                                 | 2,800   | - | - | DD-07714 |          | 5 | PUERTA D IZQ | CAVALIER                  | 82-94 | SEDAN 4 PTAS. | 19.5X33.5 |
| 2,500                                 | 2,700   | - | - | DD-07400 |          | 4 | PUERTA T DER | CAVALIER                  | 82-94 | SEDAN 4 PTAS. | 20.2X23.0 |
| 2,500                                 | 2,700   | - | - | DD-07401 |          | 4 | PUERTA T IZQ | CAVALIER                  | 82-94 | SEDAN 4 PTAS. | 20.2X23.0 |
| 1,400                                 | 1,600   | - | - | DV-06365 |          | 0 | ALETA T DER  | CAVALIER                  | 82-94 | SEDAN 4 PTAS. | 11.9X17.8 |
| 1,400                                 | 1,600   | - | - | DV-06366 |          | 0 | ALETA T IZQ  | CAVALIER                  | 82-94 | SEDAN 4 PTAS. | 11.9X17.8 |
|                                       | COTIZAR |   |   | DB-06657 |          | 0 | MEDALLON     | DEF.ESTANTE PARA EQUIPAJE | 82-94 | SEDAN 4 PTAS. | 22.0X53.6 |
|                                       | COTIZAR |   |   | DB-06658 |          | 0 | MEDALLON     | CAVALIER                  | 82-94 | SEDAN 4 PTAS. | 22.0X53.6 |
|                                       | COTIZAR |   |   | DB-07068 | DB-08146 | 0 | MEDALLON     | CAVALIER,DEFROSTER        | 82-94 | SEDAN 4 PTAS. | 22.0X53.6 |

| <b>CAVALIER 95-05 COUPE 2 PUERTAS</b>  |         |   |   |          |          |   |            |                           |       |                  |           |
|--|---------|---|---|----------|----------|---|------------|---------------------------|-------|------------------|-----------|
| <small>(PONTIAC SUNFIRE 95-05)</small> |         |   |   |          |          |   |            |                           |       |                  |           |
|  | COTIZAR |   |   | DW-01269 |          | 0 | PARABRISA  | ENCAPSULADO,SOLAR         | 00-05 | COUPE 2 PUERTAS. | 36.0X57.0 |
|  | COTIZAR |   |   | DW-01191 |          | 0 | PARABRISA  | ENCAPSULADO               | 00-05 | COUPE 2 PUERTAS. | 36.0X57.0 |
| 3,200                                  | 3,400   | - | - | DD-08648 |          | 2 | PUERTA DER | CAVALIER/SUNFIRE          | 95-05 | COUPE 2 PUERTAS  | 20.0X42.5 |
| 3,200                                  | 3,400   | - | - | DD-08649 |          | 2 | PUERTA IZQ | CAVALIER/SUNFIRE          | 95-05 | COUPE 2 PUERTAS  | 20.0X42.5 |
|  | COTIZAR |   |   | DQ-08650 |          | 0 | CUARTO DER | CAVALIER,ENCAP,BLANCO     | 95-05 | COUPE 2 PUERTAS  | 15.7X32.8 |
|  | COTIZAR |   |   | DQ-08651 |          | 0 | CUARTO IZQ | CAVALIER,ENCAP,BLANCO     | 95-05 | COUPE 2 PUERTAS  | 15.7X32.8 |
| 2,800                                  | 3,000   | - | - | DQ-08870 |          | 0 | CUARTO DER | CAVALIER,ENCAP,NEGRO      | 95-05 | COUPE 2 PUERTAS  | 15.7X32.8 |
| 2,800                                  | 3,000   | - | - | DQ-08871 |          | 0 | CUARTO IZQ | CAVALIER,ENCAP,NEGRO      | 95-05 | COUPE 2 PUERTAS  | 15.7X32.8 |
|  | COTIZAR |   |   | DQ-08872 |          | 0 | CUARTO DER | CAVALIER,ENCAPSULADO,AQUA | 95-05 | COUPE 2 PUERTAS  | 15.7X32.8 |
|  | COTIZAR |   |   | DQ-08873 |          | 0 | CUARTO IZQ | CAVALIER,ENCAPSULADO,AQUA | 95-05 | COUPE 2 PUERTAS  | 15.7X32.8 |
|  | COTIZAR |   |   | DQ-08874 | DQ-08882 | 0 | CUARTO DER | CAVALIER,ENCAPSULADO,ROJO | 95-05 | COUPE 2 PUERTAS  | 15.7X32.8 |
|  | COTIZAR |   |   | DQ-08875 | DQ-08883 | 0 | CUARTO IZQ | CAVALIER,ENCAPSULADO,ROJO | 95-05 | COUPE 2 PUERTAS  | 15.7X32.8 |
|  | COTIZAR |   |   | DQ-08876 | DQ-08880 | 0 | CUARTO DER | CAVALIER,ENCAPSULADO,AZUL | 95-05 | COUPE 2 PUERTAS  | 15.7X32.8 |
|  | COTIZAR |   |   | DQ-08877 | DQ-08881 | 0 | CUARTO IZQ | CAVALIER,ENCAPSULADO,AZUL | 95-05 | COUPE 2 PUERTAS  | 15.7X32.8 |
|  | COTIZAR |   |   | DQ-00884 | DQ-00886 | 0 | CUARTO DER | CAVALIER,ENCAPSULADO,CAFÉ | 95-05 | COUPE 2 PUERTAS  | 15.7X32.8 |
|  | COTIZAR |   |   | DQ-00885 | DQ-00887 | 0 | CUARTO IZQ | CAVALIER,ENCAPSULADO,CAFÉ | 95-05 | COUPE 2 PUERTAS  | 15.7X32.8 |



CHEVROLET



| CL  | TX | GRIS | PRIV | CLAVE    | EQUIVALENCIA Ø | PARTE      | ACCESORIOS                   | MODELO | TIPO             | MEDIDAS   |
|---|----|------|------|----------|----------------|------------|------------------------------|--------|------------------|-----------|
| <b>CAVALIER 95-05 COUPE 2 PUERTAS</b> (PONTIAC SUNFIRE 95-05) |    |      |      |          |                |            |                              |        |                  |           |
|   |    |      |      | DQ-08934 | 0              | CUARTO DER | ENCAPSULADO                  | 00-05  | COUPE 2 PUERTAS. | 15.7X32.8 |
|   |    |      |      | DQ-08935 | 0              | CUARTO IZQ | ENCAPSULADO                  | 00-05  | COUPE 2 PUERTAS. | 15.7X32.8 |
|   |    |      |      | DQ-08990 | 0              | CUARTO DER | SISTEMA DE PINTURA APLICABLE | 00-05  | COUPE 2 PUERTAS. | 15.7X32.8 |
|   |    |      |      | DQ-08991 | 0              | CUARTO IZQ | SISTEMA DE PINTURA APLICABLE | 00-05  | COUPE 2 PUERTAS. | 15.7X32.8 |
|   |    |      |      | DB-08654 | 0              | MEDALLON   | DEFROSTER                    | 00-05  | COUPE 2 PUERTAS. | 37.8X49.9 |
|   |    |      |      | DB-08655 | 0              | MEDALLON   | BANDA DE PINTURA             | 00-05  | COUPE 2 PUERTAS. | 37.8X49.9 |
|   |    |      |      | DB-08654 | 0              | MEDALLON   | CAVALIER/SUNFIRE,DEFROSTER   | 95-05  | COUPE 2 PUERTAS. | 37.8X49.9 |
|   |    |      |      | DB-08655 | 0              | MEDALLON   | CAVALIER/SUNFIRE,BAN CERAM   | 95-05  | COUPE 2 PUERTAS. | 37.8X49.9 |
|   |    |      |      | DB-10668 | 0              | MEDALLON   | DEF,SISTEMA DE ENC/APAG      | 04     | COUPE 2 PUERTAS. | 37.8X49.9 |
|   |    |      |      | DB-10669 | 0              | MEDALLON   | DEF,SISTEMA DE ENC/APAG      | 04-05  | COUPE 2 PUERTAS. | 37.8X49.9 |

|   |       |   |   |          |   |              |                            |       |                 |           |
|---|-------|---|---|----------|---|--------------|----------------------------|-------|-----------------|-----------|
| <b>CAVALIER 95-05 SEDAN 4 PUERTAS</b> (PONTIAC SUNFIRE 95-05) |       |   |   |          |   |              |                            |       |                 |           |
|   |       |   |   | DW-01192 | 0 | PARABRISA    | ENCAPSULADO,SUNFIRE        | 95-05 | SEDAN 4 PUERTAS | 36.5X57.2 |
|   |       |   |   | DW-01270 | 0 | PARABRISA    | ENCAP,SOLAR,SUNFIRE        | 95-05 | SEDAN 4 PUERTAS | 36.5X57.2 |
| 2,800   | 3,000 | - | - | DD-08656 | 2 | PUERTA D DER | SUNFIRE                    | 95-05 | SEDAN 4 PUERTAS | 22.2X30.9 |
| 2,800   | 3,000 | - | - | DD-08657 | 2 | PUERTA D IZQ | SUNFIRE                    | 95-05 | SEDAN 4 PUERTAS | 22.2X30.9 |
| 2,700   | 2,900 | - | - | DD-08658 | 2 | PUERTA T DER | SUNFIRE                    | 95-05 | SEDAN 4 PUERTAS | 21.6X22.8 |
| 2,700   | 2,900 | - | - | DD-08659 | 2 | PUERTA T IZQ | SUNFIRE                    | 95-05 | SEDAN 4 PUERTAS | 21.6X22.8 |
| 1,400   | 1,600 | - | - | DV-08660 | 0 | ALETA T DER  | SUNFIRE,BANDA CERAMICA     | 95-05 | SEDAN 4 PUERTAS | 10.5X14.8 |
| 1,400   | 1,600 | - | - | DV-08661 | 0 | ALETA T IZQ  | SUNFIRE,BANDA CERAMICA     | 95-05 | SEDAN 4 PUERTAS | 10.5X14.8 |
|   |       |   |   | DB-08662 | 0 | MEDALLON     | SUNFIRE,DEF,BANDA CERAMICA | 95-05 | SEDAN 4 PUERTAS | 31.7X53.7 |
|   |       |   |   | DB-08663 | 0 | MEDALLON     | SUNFIRE,BANDA CERMICA      | 95-05 | SEDAN 4 PUERTAS | 31.7X53.7 |
|   |       |   |   | DB-10670 | 0 | MEDALLON     | DEF,SISTEMA DE ENC/APAG    | 04-05 | SEDAN 4 PUERTAS | 31.7X53.7 |
|   |       |   |   | DB-10671 | 0 | MEDALLON     | DEF,SISTEMA DE ENC/APAG    | 04-05 | SEDAN 4 PUERTAS | 31.7X53.7 |

|   |       |   |   |          |   |            |                     |    |                     |           |
|---|-------|---|---|----------|---|------------|---------------------|----|---------------------|-----------|
| <b>CAVALIER 00 CONVERTIBLE 2 PUERTAS</b> (PONTIAC SUNFIRE 00) |       |   |   |          |   |            |                     |    |                     |           |
|   |       |   |   | DW-01193 | 0 | PARABRISA  | ENCAPSULADO,SUNFIRE | 00 | CONVERTIBLE 2 PTAS. | 36.0X57.0 |
|   |       |   |   | DW-01271 | 0 | PARABRISA  | ENCAPSULADO,SOLAR   | 00 | CONVERTIBLE 2 PTAS. | 36.0X57.0 |
| -   | 5,000 | - | - | DD-08904 | 7 | PUERTA DER | SUNFIRE             | 00 | CONVERTIBLE 2 PTAS. | 20.0X41.4 |
| -   | 5,000 | - | - | DD-08905 | 7 | PUERTA IZQ | SUNFIRE             | 00 | CONVERTIBLE 2 PTAS. | 20.0X41.4 |
| -   | 4,500 | - | - | DQ-08906 | 0 | CUARTO DER | SUNFIRE             | 00 | CONVERTIBLE 2 PTAS. | 17.3X20.0 |
| -   | 4,500 | - | - | DQ-08907 | 0 | CUARTO IZQ | SUNFIRE             | 00 | CONVERTIBLE 2 PTAS. | 17.0X20.0 |
|   |       |   |   | DB-08908 | 0 | MEDALLON   | DEFROSTER,SUNFIRE   | 00 | CONVERTIBLE 2 PTAS. | 15.8X34.5 |
|   |       |   |   | DB-08909 | 0 | MEDALLON   | SUNFIRE             | 00 | CONVERTIBLE 2 PTAS. | 15.8X34.5 |



CHEVROLET



| CL | TX | GRIS | PRIV | CLAVE | EQUIVALENCIA Ø | PARTE | ACCESORIOS | MODELO | TIPO | MEDIDAS |
|----|----|------|------|-------|----------------|-------|------------|--------|------|---------|
|----|----|------|------|-------|----------------|-------|------------|--------|------|---------|

| CELEBRITY 82-85 COUPE 2 PUERTAS (BUICK CENTURY 82-85)(OLDSMOBILE CUTLASS 81-85) |       |   |   |          |   |            |                           |       |                     |           |
|---|-------|---|---|----------|---|------------|---------------------------|-------|---------------------|-----------|
| COTIZAR   |       |   |   | DW-00940 | 0 | PARABRISA  | CENTURY,CUTLASS           | 82-85 | COUPE 2 /SD 4 PTAS. | 30.1X58.1 |
| 3,000   | 3,200 | - | - | DD-06391 | 1 | PUERTA DER | CENTURY,CUTLASS           | 82-85 | COUPE 2 PTAS.       | 19.0X45.1 |
| 3,000   | 3,200 | - | - | DD-06392 | 1 | PUERTA IZQ | CENTURY,CUTLASS           | 82-85 | COUPE 2 PTAS.       | 19.0X45.1 |
| 3,000   | 3,200 | - | - | DQ-06405 | 0 | CUARTO DER | CENTURY                   | 82-85 | COUPE 2 PTAS.       | 16.7X26.9 |
| 3,000   | 3,200 | - | - | DQ-06406 | 0 | CUARTO IZQ | CENTURY                   | 82-85 | COUPE 2 PTAS.       | 16.7X26.9 |
| COTIZAR   |       |   |   | DR-05972 | 0 | TECHO      | SOLAR,CENTURY             | 83    | COUPE 2 PTAS.       | 18.8X34.2 |
| COTIZAR   |       |   |   | DB-06389 | 0 | MEDALLON   | CENTURY/CUTLASS,DEFROSTER | 82-85 | COUPE 2 /SD 4 PTAS. | 15.7X52.0 |
| COTIZAR   |       |   |   | DB-06390 | 0 | MEDALLON   | CENTURY/CUTLASS           | 82-85 | COUPE 2 /SD 4 PTAS. | 15.7X52.0 |
| COTIZAR   |       |   |   | DB-06934 | 0 | MEDALLON   | MODELO LANDAU,OPCIONAL    | 84-85 | COUPE 2 /SD 4 PTAS. | 15.7X52.0 |

| CELEBRITY 82-85 SEDAN 4 PUERTAS (BUICK CENTURY 82-85)(OLDSMOBILE CUTLASS 82-88) |       |   |   |          |   |              |                            |       |                       |           |
|---|-------|---|---|----------|---|--------------|----------------------------|-------|-----------------------|-----------|
| COTIZAR   |       |   |   | DW-00940 | 0 | PARABRISA    | CENTURY, CUTLASS           | 82-85 | SD 4 /COUPE 2 PUERTAS | 30.1X58.1 |
| 2,600   | 2,800 | - | - | DD-06381 | 1 | PUERTA D DER | CENTURY, CUTLASS           | 82-85 | SEDAN 4 PUERTAS.      | 19.0X36.8 |
| 2,600   | 2,800 | - | - | DD-06382 | 1 | PUERTA D IZQ | CENTURY, CUTLASS           | 82-85 | SEDAN 4 PUERTAS.      | 19.0X36.8 |
| 2,500   | 2,700 | - | - | DD-06383 | 1 | PUERTA T DER | CENTURY, CUTLASS           | 82-85 | SEDAN 4 PUERTAS.      | 18.9X28.4 |
| 2,500   | 2,700 | - | - | DD-06384 | 1 | PUERTA T IZQ | CENTURY, CUTLASS           | 82-85 | SEDAN 4 PUERTAS.      | 18.9X28.4 |
| 2,000   | 2,200 | - | - | DQ-06385 | 0 | CUARTO T DER | CENTURY, CUTLASS           | 82-88 | SEDAN 4 PUERTAS.      | 6.0X17.3  |
| 2,000   | 2,200 | - | - | DQ-06386 | 0 | CUARTO T IZQ | CENTURY, CUTLASS           | 82-85 | SEDAN 4 PUERTAS.      | 6.0X17.3  |
| COTIZAR   |       |   |   | DB-06389 | 0 | MEDALLON     | CENTURY, CUTLASS, DEF      | 82-85 | SD 4/COUPE 2 PTAS.    | 15.7X57.2 |
| COTIZAR   |       |   |   | DB-06390 | 0 | MEDALLON     | CENTURY, CUTLASS           | 82-85 | SD 4/COUPE 2 PTAS.    | 15.7X57.2 |
| COTIZAR   |       |   |   | DB-06786 | 0 | MEDALLON     | DEF, MOD LANDAU, OPCIONAL  | 84-85 | SD 4/COUPE 2 PTAS.    | 15.7X57.2 |
| COTIZAR   |       |   |   | DB-06824 | 0 | MEDALLON     | DEF, LUZ FRENO, OPCIONAL   | 85    | SEDAN 4 PUERTAS.      | 15.7X57.2 |
| COTIZAR   |       |   |   | DB-06825 | 0 | MEDALLON     | DEF, MOD LANDAU, LUZ FRENO | 85    | SD 4/COUPE 2 PTAS.    | 15.7X57.2 |
| COTIZAR   |       |   |   | DB-06934 | 0 | MEDALLON     | MODELO LANDAU, OPCIONAL    | 85    | SD 4/COUPE 2 PTAS.    | 15.7X57.2 |

| CELEBRITY 86-88 COUPE 2 PUERTAS (BUICK CENTURY 86-88)(OLDSMOBILE CUTLASS 86-91) |       |   |   |          |   |            |                  |       |                     |           |
|---|-------|---|---|----------|---|------------|------------------|-------|---------------------|-----------|
| COTIZAR   |       |   |   | DW-00982 | 0 | PARABRISA  | CENTURY, CUTLASS | 86    | COUPE 2 /SD 4 PTAS. | 30.1X58.1 |
| COTIZAR   |       |   |   | DW-01005 | 0 | PARABRISA  | CENTURY, CUTLASS | 87-88 | COUPE 2 /SD 4 PTAS. | 30.1X58.1 |
| COTIZAR   |       |   |   | DW-01007 | 0 | PARABRISA  | CENTURY          | 87    | COUPE 2 /SD 4 PTAS. | 30.1X58.1 |
| 3,200   | 3,400 | - | - | DD-07127 | 3 | PUERTA DER | CENTURY, CUTLASS | 86-88 | COUPE 2 PTAS.       | 19.8X45.5 |
| 3,200   | 3,400 | - | - | DD-07128 | 3 | PUERTA IZQ | CENTURY, CUTLASS | 86-88 | COUPE 2 PUERTAS     | 19.8X45.5 |
| 3,000   | 3,200 | - | - | DQ-06405 | 0 | CUARTO DER | CENTURY          | 86-88 | COUPE 2 PUERTAS     | 6.0X17.3  |
| 3,000   | 3,200 | - | - | DQ-06406 | 0 | CUARTO IZQ | CENTURY          | 86-88 | COUPE 2 PUERTAS     | 6.0X17.3  |
| COTIZAR   |       |   |   | DQ-06784 | 0 | CUARTO DER | MODELO LANDAU    | 86-87 | COUPE 2 PUERTAS     | 6.0X17.3  |



INDUSTRIA DE CRISTAL TEMPLADO, SA DE CV



CHEVROLET



| CL  | TX | GRIS | PRIV | CLAVE    | EQUIVALENCIA Ø | PARTE      | ACCESORIOS                 | MODELO | TIPO                | MEDIDAS   |
|---|----|------|------|----------|----------------|------------|----------------------------|--------|---------------------|-----------|
| <b>CELEBRITY 86-88 COUPE 2 PUERTAS</b><br>(BUICK CENTURY 86-88)(OLDSMOBILE CUTLASS 86-91) |    |      |      |          |                |            |                            |        |                     |           |
|   |    |      |      | DQ-06785 | 0              | CUARTO IZQ | MODELO LANDAU              | 86-87  | COUPE 2 PUERTAS     | 6.0X17.3  |
|   |    |      |      | DR-06723 | 4              | TECHO      | CENTURY, SOLAR             | 88     | COUPE 2 PUERTAS     | 18.9X34.3 |
|   |    |      |      | DB-06389 | 0              | MEDALLON   | CENTURY/CUTLASS, DEF       | 86-88  | COUPE 2 /SD 4 PTAS. | 15.7X52.0 |
|   |    |      |      | DB-06390 | 0              | MEDALLON   | CENTURY/CUTLASS            | 86-88  | COUPE 2 /SD 4 PTAS. | 15.7X52.0 |
|   |    |      |      | DB-06786 | 0              | MEDALLON   | DEF, MOD LANDAU, OPCIONAL  | 86-87  | COUPE 2 /SD 4 PTAS. | 15.7X57.2 |
|   |    |      |      | DB-06825 | 0              | MEDALLON   | DEF, MOD LANDAU, LUZ FRENO | 86     | COUPE 2 /SD 4 PTAS. | 15.7X57.2 |
|   |    |      |      | DB-06934 | 0              | MEDALLON   | MODELO LANDAU, OPCIONAL    | 86-87  | COUPE 2 /SD 4 PTAS. | 15.7X57.2 |

| <b>CELEBRITY 86-89 SEDAN 4 PUERTAS</b><br>(BUICK CENTURY 89-95)(OLDSMOBILE CUTLASS 89-95) |       |   |   |          |   |              |                                |       |                       |           |
|---|-------|---|---|----------|---|--------------|--------------------------------|-------|-----------------------|-----------|
|   |       |   |   | DW-00982 | 0 | PARABRISA    | CENTURY, CUTLASS               | 86    | SD 4 /COUPE 2 PUERTAS | 30.1X58.1 |
|   |       |   |   | DW-01005 | 0 | PARABRISA    | CENTURY, CUTLASS               | 87-89 | SD 4 /COUPE 2 PUERTAS | 30.1X58.1 |
|   |       |   |   | DW-01007 | 0 | PARABRISA    | CENTURY                        | 87    | SD 4 /COUPE 2 PUERTAS | 30.1X58.1 |
| 2,800   | 3,000 | - | - | DD-07123 | 3 | PUERTA D DER | CENTU, CUT, OPCI, TECH VINIL   | 86-89 | SD 4 /COUPE 2 PUERTAS | 19.8X37.0 |
| 2,800   | 3,000 | - | - | DD-07124 | 3 | PUERTA D IZQ | CENTURY, CUTLASS               | 86-89 | SD 4 /COUPE 2 PUERTAS | 19.8X37.0 |
| 2,700   | 2,900 | - | - | DD-07125 | 3 | PUERTA T DER | CENTURY, CUTLASS               | 86-89 | SEDAN 4 PUERTAS.      | 19.7X28.5 |
| 2,700   | 2,900 | - | - | DD-07126 | 3 | PUERTA T IZQ | CENTURY, CUTLASS               | 86-89 | SEDAN 4 PUERTAS.      | 19.7X28.5 |
| 2,000   | 2,200 | - | - | DQ-06385 | 0 | CUARTO T DER | CENTURY                        | 86-89 | SEDAN 4 PUERTAS.      | 6.0X17.3  |
| 2,000   | 2,200 | - | - | DQ-06386 | 0 | CUARTO T IZQ | CENTURY                        | 86-89 | SEDAN 4 PUERTAS.      | 6.0X17.3  |
|   |       |   |   | DB-06389 | 0 | MEDALLON     | CEN, CUTLASS, DEFROSTER        | 86-89 | SD 4 /COUPE 2 PUERTAS | 15.7X57.2 |
|   |       |   |   | DB-06390 | 0 | MEDALLON     | CENTURY, CUTLASS               | 89-96 | SD 4 /COUPE 2 PUERTAS | 15.7X57.2 |
|   |       |   |   | DB-06786 | 0 | MEDALLON     | DEF, LANDAU OPCIONAL           | 86-88 | SD 4 /COUPE 2 PUERTAS | 15.7X57.2 |
|   |       |   |   | DB-06824 | 0 | MEDALLON     | DEF, LUZ DE FRENO, OPCIONAL    | 86-89 | SEDAN 4 PUERTAS.      | 15.7X57.2 |
|   |       |   |   | DB-06825 | 0 | MEDALLON     | DEF, MOD LANDAU OPC, LUZ FRENO | 86-89 | SD 4 /COUPE 2 PUERTAS | 15.7X57.2 |
|   |       |   |   | DB-06934 | 0 | MEDALLON     | MODELO LANDAU, OPCIONAL        | 86-88 | SD 4 /COUPE 2 PUERTAS | 15.7X57.2 |

| <b>CHEVY NOVA 73-74 COUPE/HATCHBACK 2 PUERTAS</b> |       |   |   |          |   |            |            |       |               |           |
|---|-------|---|---|----------|---|------------|------------|-------|---------------|-----------|
|   |       |   |   | DW-00807 | 0 | PARABRISA  | ANTENA     | 73-74 | COUPE 2 PTAS. | 22.0X60.0 |
|   |       |   |   | DW-00808 | 0 | PARABRISA  | CHEVY NOVA | 73-74 | COUPE 2 PTAS. | 22.0X60.0 |
| 3,000   | 3,200 | - | - | DD-04901 | 0 | PUERTA DER | CHEVY NOVA | 73-74 | COUPE 2 PTAS. | 18.0X42.0 |
| 3,000   | 3,200 | - | - | DD-04902 | 0 | PUERTA IZQ | CHEVY NOVA | 73-74 | COUPE 2 PTAS. | 18.0X42.0 |
| 2,800   | 3,000 | - | - | DQ-04903 | 1 | CUARTO DER | CHEVY NOVA | 73-74 | COUPE 2 PTAS. | 18.0X22.0 |
| 2,800   | 3,000 | - | - | DQ-04904 | 1 | CUARTO IZQ | CHEVY NOVA | 73-74 | COUPE 2 PTAS. | 18.0X22.0 |
|   |       |   |   | DB-04905 | 0 | MEDALLON   | CHEVY NOVA | 73-74 | COUPE 2 PTAS. | 24.5X52.0 |



CHEVROLET

| CL  | TX      | GRIS | PRIV | CLAVE    | EQUIVALENCIA Ø | PARTE        | ACCESORIOS            | MODELO | TIPO          | MEDIDAS   |
|---|---------|------|------|----------|----------------|--------------|-----------------------|--------|---------------|-----------|
| <b>CHEVY NOVA 73-74 SEDAN 4 PUERTAS</b>           |         |      |      |          |                |              |                       |        |               |           |
|   | COTIZAR |      |      | DW-00809 | 0              | PARABRISA    | CHEVY NOVA, ANTENA    | 73-74  | SEDAN 4 PTAS. | 24.0X60.0 |
|   | COTIZAR |      |      | DW-00810 | 0              | PARABRISA    | CHEVY NOVA            | 73-74  | SEDAN 4 PTAS. | 24.0X60.0 |
| 2,800   | 3,000   | -    | -    | DD-04906 | 0              | PUERTA D DER | CHEVY NOVA            | 73-74  | SEDAN 4 PTAS. | 18.0X34.0 |
| 2,800   | 3,000   | -    | -    | DD-04907 | 0              | PUERTA D IZQ | CHEVY NOVA            | 73-74  | SEDAN 4 PTAS. | 18.0X34.0 |
| 2,700   | 2,900   | -    | -    | DD-04908 | 1              | PUERTA T DER | CHEVY NOVA            | 73-74  | SEDAN 4 PTAS. | 18.0X20.0 |
| 2,700   | 2,900   | -    | -    | DD-04909 | 1              | PUERTA T IZQ | CHEVY NOVA            | 73-74  | SEDAN 4 PTAS. | 18.0X20.0 |
| 1,400   | 1,600   | -    | -    | DV-04910 | 0              | ALETA T DER  | CHEVY NOVA            | 73-74  | SEDAN 4 PTAS. | 10.0X14.0 |
| 1,400   | 1,600   | -    | -    | DV-04911 | 0              | ALETA T IZQ  | CHEVY NOVA            | 73-74  | SEDAN 4 PTAS. | 10.0X14.0 |
|   | COTIZAR |      |      | DB-04017 | 0              | MEDALLON     | CHEVY NOVA            | 73-74  | SEDAN 4 PTAS. | 22.0x56.0 |
| <b>CHEVY NOVA 75-79 COUPE/HATCHBACK 2 PUERTAS</b> |         |      |      |          |                |              |                       |        |               |           |
|   | COTIZAR |      |      | DW-00842 | 0              | PARABRISA    | CHEVY NOVA, ANTENA    | 75-79  | COUPE 2 PTAS. | 26.0X60.0 |
|   | COTIZAR |      |      | DW-00843 | 0              | PARABRISA    | CHEVY NOVA            | 75-79  | COUPE 2 PTAS. | 26.0X60.0 |
| 3,200   | 3,400   | -    | -    | DD-05240 | 0              | PUERTA DER   | CHEVY NOVA            | 75-79  | COUPE 2 PTAS. | 18.0X42.0 |
| 3,200   | 3,400   | -    | -    | DD-05241 | 0              | PUERTA IZQ   | CHEVY NOVA            | 75-79  | COUPE 2 PTAS. | 18.0X42.0 |
| 2,600   | 2,800   | -    | -    | DQ-05246 | 0              | CUARTO DER   | CHEVY NOVA            | 75-79  | COUPE 2 PTAS. | 16.0X32.0 |
| 2,600   | 2,800   | -    | -    | DQ-05247 | 0              | CUARTO IZQ   | CHEVY NOVA            | 75-79  | COUPE 2 PTAS. | 16.0X32.0 |
|   | COTIZAR |      |      | DB-05248 | 0              | MEDALLON     | CHEVY NOVA, MODELO 17 | 75-79  | COUPE 2 PTAS. | 26.0X54.0 |
|   | COTIZAR |      |      | DB-05249 | 0              | MEDALLON     | CHEVY NOVA, MODELO 17 | 75-79  | COUPE 2 PTAS. | 29.0X58.0 |
| <b>CHEVY NOVA 75-79 SEDAN 4 PUERTAS</b>           |         |      |      |          |                |              |                       |        |               |           |
|   | COTIZAR |      |      | DW-00844 | 0              | PARABRISA    | CHEVY NOVA, ANTENA    | 75-79  | SEDAN 4 PTAS. | 27.0X60.0 |
|   | COTIZAR |      |      | DW-00845 | 0              | PARABRISA    | CHEVY NOVA            | 75-79  | SEDAN 4 PTAS. | 27.0X60.0 |
| 3,000   | 3,200   | -    | -    | DD-05250 | 0              | PUERTA D DER | CHEVY NOVA            | 75-79  | SEDAN 4 PTAS. | 19.0X34.0 |
| 3,000   | 3,200   | -    | -    | DD-05251 | 0              | PUERTA D IZQ | CHEVY NOVA            | 75-79  | SEDAN 4 PTAS. | 19.0X34.0 |
| 2,900   | 3,100   | -    | -    | DD-05252 | 0              | PUERTA T DER | CHEVY NOVA            | 75-79  | SEDAN 4 PTAS. | 19.0X21.0 |
| 2,900   | 3,100   | -    | -    | DD-05253 | 0              | PUERTA T IZQ | CHEVY NOVA            | 75-79  | SEDAN 4 PTAS. | 19.0X21.0 |
| 1,400   | 1,600   | -    | -    | DV-05254 | 0              | ALETA T DER  | CHEVY NOVA            | 75-79  | SEDAN 4 PTAS. | 12.0X17.0 |
| 1,400   | 1,600   | -    | -    | DV-05255 | 0              | ALETA T IZQ  | CHEVY NOVA            | 75-79  | SEDAN 4 PTAS. | 12.0X17.0 |
|   | COTIZAR |      |      | DB-05256 | 0              | MEDALLON     | CHEVY NOVA            | 75-79  | SEDAN 4 PTAS. | 24.0X59.0 |



CHEVROLET



| CL   | TX    | GRIS | PRIV | CLAVE    | EQUIVALENCIA Ø | PARTE              | ACCESORIOS                      | MODELO | TIPO            | MEDIDAS   |
|--|-------|------|------|----------|----------------|--------------------|---------------------------------|--------|-----------------|-----------|
| <b>CHEVY VAN CARGO 70-95 (PASAJEROS/CARGA)</b> |       |      |      |          |                |                    |                                 |        |                 |           |
| COTIZAR  |       |      |      | DW-00693 | 0              | PARABRISA          | CHEVY VAN                       | 70-95  | PASAJEROS/CARGA | 26.0X64.0 |
| 1,600  | 1,800 | -    | -    | DV-04454 | DV-05436       | 1 ALETA D DER      | CHEVY VAN                       | 70-75  | PASAJEROS/CARGA | 12.0X20.0 |
| 1,600  | 1,800 | -    | -    | DV-04455 | DV-05437       | 1 ALETA D IZQ      | CHEVY VAN                       | 70-75  | PASAJEROS/CARGA | 12.0X20.0 |
| 1,600  | 1,800 | -    | -    | DV-06192 | DV-08348       | 1 ALETA D DER      | CHEVY VAN                       | 92-80  | PASAJEROS/CARGA | 12.0X20.0 |
| 1,600  | 1,800 | -    | -    | DV-06193 | DV-08349       | 1 ALETA D IZQ      | CHEVY VAN                       | 92-80  | PASAJEROS/CARGA | 12.0X20.0 |
| 2,400  | 2,600 | -    | -    | DD-04456 |                | 0 PUERTA D DER     | CHEVY VAN                       | 70-79  | PASAJEROS/CARGA | 20.0X22.0 |
| 2,400  | 2,600 | -    | -    | DD-04457 |                | 0 PUERTA D IZQ     | CHEVY VAN                       | 70-79  | PASAJEROS/CARGA | 20.0X22.0 |
| 2,400  | 2,600 | -    | -    | DD-04459 |                | 1 PUERTA T/D DER   | CHEVY VAN, MOVIBLE              | 70-71  | PASAJEROS/CARGA | 18.0X24.0 |
| 2,400  | 2,600 | -    | -    | DD-04460 |                | 1 PUERTA T/D DER   | CHEVY VAN, MOVIBLE              | 70-71  | PASAJEROS/CARGA | 18.0X24.0 |
| 2,400  | 2,600 | -    | -    | DD-05961 | DD-06194       | 0 PUERTA D DER     | CHEVY VAN                       | 79     | PASAJEROS/CARGA | 21.0X22.0 |
| 2,400  | 2,600 | -    | -    | DD-05962 | DD-06195       | 0 PUERTA D IZQ     | CHEVY VAN                       | 79     | PASAJEROS/CARGA | 21.0X22.0 |
| 2,400  | 2,600 | -    | -    | DD-06196 |                | 0 PUERTA T D DER   | CHEVY VAN, CORR, MOVI           | 80-84  | PASAJEROS/CARGA | 18.0X24.0 |
| 2,400  | 2,600 | -    | -    | DD-06197 |                | 0 PUERTA T D IZQ   | CHEVY VAN, CORR, MOVI           | 80-84  | PASAJEROS/CARGA | 18.0X24.0 |
| 2,400  | 2,600 | -    | -    | DD-06740 |                | 0 PUERTA D DER     | CHEVY VAN, LADO FIJO, C/GOZNE   | 84-89  | PASAJEROS/CARGA | 18.0X26.6 |
| 2,400  | 2,600 | -    | -    | DD-06741 |                | 0 PUERTA T DER     | CHEVY VAN, LADO FIJO, C/GOZNE   | 84-89  | PASAJEROS/CARGA | 15.0X18.0 |
| 2,400  | 2,600 | -    | -    | DD-06742 |                | 0 PUERTA D DER     | CHEVY VAN, LAD FIJO, PRIV, LAMP | 84     | PASAJEROS/CARGA | 18.0X26.6 |
| 2,400  | 2,600 | -    | -    | DD-06743 |                | 0 PUERTA T DER     | CHEVY VAN, LAD FIJO, PRIV, LAMP | 84     | PASAJEROS/CARGA | 15.0X18.0 |
| 2,400  | 2,600 | -    | -    | DD-06744 |                | 1 PUERTA D DER     | CHEVY VAN, LADO MOVI, C/GOZNE   | 84-95  | PASAJEROS/CARGA | 18.0X26.0 |
| 2,400  | 2,600 | -    | -    | DD-06745 |                | 1 PUERTA T DER     | CHEVY VAN, LADO MOVI, C/GOZNE   | 84-95  | PASAJEROS/CARGA | 13.0X18.0 |
| 2,400  | 2,600 | -    | -    | DD-06746 |                | 1 PUERTA D DER     | CHEVY VAN, LADO MOVI, PRIVACY   | 84     | PASAJEROS/CARGA | 18.0X26.6 |
| 2,400  | 2,600 | -    | -    | DD-06747 |                | 1 PUERTA T DER     | CHEVY VAN, LADO MOVI, PRIVACY   | 84     | PASAJEROS/CARGA | 13.0X18.0 |
| 2,400  | 2,600 | -    | -    | DD-06857 |                | 0 PUERTA T D DER   | CHEVY VAN, CORR, MOVI           | 85-95  | PASAJEROS/CARGA | 18.0X24.0 |
| 2,400  | 2,600 | -    | -    | DD-06858 |                | 0 PUERTA T D IZQ   | CHEVY VAN, CORR, MOVI           | 85-95  | PASAJEROS/CARGA | 18.0X24.0 |
| 2,400  | 2,600 | -    | -    | DD-06859 |                | 0 PUERTA D DER     | CHEVY VAN, LADO MOVI, C/GOZNE   | 85-95  | PASAJEROS/CARGA | 18.0X26.6 |
| 2,400  | 2,600 | -    | -    | DD-06860 |                | 0 PUERTA T DER     | CHEVY VAN, LADO MOVI, C/GOZNE   | 85-95  | PASAJEROS/CARGA | 14.0X18.0 |
| 5,000  | 5,200 | -    | -    | DQ-04461 |                | 0 CUARTO T DER     | CHEVY VAN, CORTO                | 70-95  | PASAJEROS/CARGA | 18.0X40.0 |
| 5,000  | 5,200 | -    | -    | DQ-04462 |                | 0 CUARTO T IZQ     | CHEVY VAN, CORTO                | 70-95  | PASAJEROS/CARGA | 18.0X40.0 |
| 6,000  | 6,200 | -    | -    | DQ-04463 |                | 0 CUARTO T DER     | CHEVY VAN, LARGO                | 70-95  | PASAJEROS/CARGA | 18.0X62.0 |
| 6,000  | 6,200 | -    | -    | DQ-04464 |                | 0 CUARTO T IZQ     | CHEVY VAN, LARGO                | 70-95  | PASAJEROS/CARGA | 18.0X62.0 |
| 5,000  | 5,200 | -    | -    | DQ-08200 |                | 0 CUARTO T DER     | CHEVY VAN, CORTO, LAM           | 70-92  | PASAJEROS/CARGA | 18.0X40.0 |
| 5,000  | 5,200 | -    | -    | DQ-08201 |                | 0 CUARTO T IZQ     | CHEVY VAN, CORTO, LAM           | 70-92  | PASAJEROS/CARGA | 18.0X40.0 |
| 6,000  | 6,200 | -    | -    | DQ-08202 |                | 0 CUARTO T DER     | CHEVY VAN, LARGO, LAM           | 70-92  | PASAJEROS/CARGA | 18.0X62.0 |
| 6,000  | 6,200 | -    | -    | DQ-08203 |                | 0 CUARTO T IZQ     | CHEVY VAN, LARGO, LAM           | 70-92  | PASAJEROS/CARGA | 18.0X62.0 |
| 2,600  | 2,800 | -    | -    | DB-04465 |                | 1 MEDALLON DER/IZQ | CHEVY VAN, MOVIBLE              | 70-71  | PASAJEROS/CARGA | 18.0X24.0 |



CHEVROLET



| CL   | TX    | GRIS | PRIV | CLAVE    | EQUIVALENCIA Ø | PARTE            | ACCESORIOS         | MODELO | TIPO            | MEDIDAS   |
|--|-------|------|------|----------|----------------|------------------|--------------------|--------|-----------------|-----------|
| <b>CHEVY VAN CARGO 70-95 (PASAJEROS/CARGA)</b> |       |      |      |          |                |                  |                    |        |                 |           |
| 2,600  | 2,800 | -    | -    | DB-04466 | 0              | MEDALLON DER/IZQ | CHEVY VAN, FIJO    | 70-95  | PASAJEROS/CARGA | 18.0X24.0 |
| 2,600  | 2,800 | -    | -    | DB-06861 | 1              | MEDALLON DER/IZQ | CHEVY VAN, MOVIBLE | 85-95  | PASAJEROS/CARGA | 18.0X24.0 |
| 2,600  | 2,800 | -    | -    | DB-08218 | 0              | MEDALLON DER/IZQ | CHEVY VAN, FIJO    | 70-92  | PASAJEROS/CARGA | 18.0X24.0 |

| <b>CHEVY II 62-67 SEDAN 4 PUERTAS (JOB 62-64)(SERIES 100 65-67)(SERIES 300 62-64)(NOVA 400 63-04)(NOVA 65-67)</b> |       |   |   |           |   |                  |          |       |               |           |
|---|-------|---|---|-----------|---|------------------|----------|-------|---------------|-----------|
| COTIZAR   |       |   |   | DW-00621  | 0 | PARABRISA        | CHEVY II | 62-67 | SEDAN 4 PTAS. | 22.0X60.0 |
| 2,000   | 2,200 | - | - | DTV-02395 | 0 | ALETA D DER/IZQ  | CHEVY II | 62    | SEDAN 4 PTAS. | 8.0X16.0  |
| 2,000   | 2,200 | - | - | DTV-02442 | 0 | ALETA D DER/IZQ  | CHEVY II | 62-67 | SEDAN 4 PTAS. | 10.0X12.0 |
| 4,000   | 4,200 | - | - | DTD-04367 | 0 | PUERTA D DER/IZQ | CHEVY II | 62-67 | SEDAN 4 PTAS. | 16.0X22.0 |
| 4,000   | 4,200 | - | - | DTD-04480 | 0 | PUERTA T DER/IZQ | CHEVY II | 62-67 | SEDAN 4 PTAS. | 16.0X24.0 |
| 4,000   | 4,200 | - | - | DTD-04368 | 0 | PUERTA T DER/IZQ | CHEVY II | 62-65 | SEDAN 4 PTAS. | 16.0X24.0 |
| 2,000   | 2,200 | - | - | DTV-02530 | 0 | ALETA T DER/IZQ  | CHEVY II | 62-67 | SEDAN 4 PTAS. | 10.0X12.0 |
| COTIZAR   |       |   |   | DTQ-02399 | 0 | CUARTO T DER/IZQ | CHEVY II | 62-65 | SEDAN 4 PTAS. | 10.0X10.0 |
| COTIZAR   |       |   |   | DB-03686  | 0 | MEDALLON         | CHEVY II | 62-67 | SEDAN 4 PTAS. | 20.0X56.0 |
| COTIZAR   |       |   |   | DB-03474  | 0 | MEDALLON         | CHEVY II | 65    | SEDAN 4 PTAS. | 18.0X52.0 |
| COTIZAR   |       |   |   | DB-03127  | 0 | MEDALLON         | CHEVY II | 62-64 | SEDAN 4 PTAS. | 22.0X62.0 |

| <b>CHEVY C2 JOY 94-12 HATCHBACK 2 PUERTAS (SOLO EN MEXICO) (PICKUP CHEVY JOY)</b> |       |   |   |          |   |            |                                    |       |                   |           |
|---|-------|---|---|----------|---|------------|------------------------------------|-------|-------------------|-----------|
| COTIZAR   |       |   |   | FW-00779 | 0 | PARABRISA  | CHEVY JOY/C2/SWING                 | 94-12 | HATCHBACK 2 PTAS. | 33.7X46.9 |
| COTIZAR   |       |   |   | FW-02133 | 0 | PARABRISA  | (ANT)(SOLO MEXICO)                 | 94-12 | HATCHBACK 2 PTAS. | 32.0X52.0 |
| 2,600   | 2,800 | - | - | FD-05336 | 0 | PUERTA DER | CHEVY JOY/C2/SWING                 | 94-12 | HATCHBACK 2 PTAS. | 20.4X38.3 |
| 2,600   | 2,800 | - | - | FD-05337 | 0 | PUERTA IZQ | CHEVY JOY/C2/SWING                 | 94-12 | HATCHBACK 2 PTAS. | 20.4X38.3 |
| 2,400   | 2,600 | - | - | FQ-05338 | 0 | CUARTO DER | CHEVY JOY/C2/SWING                 | 94-12 | HATCHBACK 2 PTAS. | 19.5X31.3 |
| 2,400   | 2,600 | - | - | FQ-05339 | 0 | CUARTO IZQ | CHEVY JOY/C2/SWING                 | 94-12 | HATCHBACK 2 PTAS. | 19.5X31.3 |
| 6,000   | 6,200 | - | - | FB-05340 | 0 | MEDALLON   | CHEVY JOY/C2/SWING, DEF            | 94-12 | HATCHBACK 2 PTAS. | 24.4X50.0 |
| COTIZAR   |       |   |   | FB-20212 | 0 | MEDALLON   | CHEVY JOY/C2/SWING                 | 94-12 | HATCHBACK 2 PTAS. | 24.4X50.0 |
| COTIZAR   |       |   |   | FB-24145 | 0 | MEDALLON   | CHEVY JOY/C2/SWING, DEF, LUZ FRENO | 94-12 | HATCHBACK 2 PTAS. | 24.4X50.0 |

| <b>CHEVY SWING 94-12 HATCHBACK 4 PUERTAS (SOLO EN MEXICO)</b> |       |   |   |          |          |           |                |                |                   |                   |
|---|-------|---|---|----------|----------|-----------|----------------|----------------|-------------------|-------------------|
| COTIZAR   |       |   |   | FW-00779 | 0        | PARABRISA | CHEVY SWING/C2 | 94-12          | HATCHBACK 4 PTAS. | 33.7X46.9         |
| COTIZAR   |       |   |   | FW-02133 | 0        | PARABRISA |                | 94-12          | HATCHBACK 4 PTAS. | 32.0X52.0         |
| 2,400   | 2,600 | - | - | FD-05341 | FD-20754 | 0         | PUERTA D DER   | CHEVY SWING/C2 | 94-12             | HATCHBACK 4 PTAS. |
| 2,400   | 2,600 | - | - | FD-05342 | FD-20755 | 0         | PUERTA D IZQ   | CHEVY SWING/C2 | 94-12             | HATCHBACK 4 PTAS. |
| 2,300   | 2,500 | - | - | FD-05343 | FD-20756 | 0         | PUERTA T DER   | CHEVY SWING/C2 | 94-12             | HATCHBACK 4 PTAS. |



CHEVROLET



| CL  | TX    | GRIS | PRIV  | CLAVE    | EQUIVALENCIA Ø | PARTE | ACCESORIOS   | MODELO                          | TIPO  | MEDIDAS           |           |
|---|-------|------|-------|----------|----------------|-------|--------------|---------------------------------|-------|-------------------|-----------|
| <b>CHEVY SWING 94-12 HATCHBACK 4 PUERTAS (SOLO EN MEXICO)</b> |       |      |       |          |                |       |              |                                 |       |                   |           |
| 2,300   | 2,500 | -    | -     | FD-05344 | FD-20757       | 0     | PUERTA T IZQ | CHEVY SWING/C2                  | 94-12 | HATCHBACK 4 PTAS. | 19.3X30.0 |
| 2,000   | 2,200 | -    | 5,000 | FQ-05345 |                | 0     | CUARTO T DER | CHEVY SWING                     | 94-12 | HATCHBACK 4 PTAS. | 16.0X18.2 |
| 2,000   | 2,200 | -    | 5,000 | FQ-05346 |                | 0     | CUARTO T IZQ | CHEVY SWING                     | 94-12 | HATCHBACK 4 PTAS. | 16.0X18.2 |
| 6,000   | 6,200 | -    | -     | FB-05347 |                | 0     | MEDALLON     | CHEVY SWING, DEFROSTER          | 94-12 | HATCHBACK 4 PTAS. | 20.0X49.0 |
| COTIZAR   |       |      |       | FB-24146 |                | 0     | MEDALLON     | CHEVY JOY/SWING, DEF. LUZ FRENO | 94-12 | HATCHBACK 4 PTAS. | 24.4X50.0 |
| COTIZAR   |       |      |       | DB-24842 |                | 0     | MEDALLON     | CHEVY SWING                     | 94-12 | HATCHBACK 4 PTAS. | 24.4X50.0 |

|  |       |   |   |          |          |   |              |                               |       |               |           |
|--|-------|---|---|----------|----------|---|--------------|-------------------------------|-------|---------------|-----------|
| <b>CHEVY C2 MONZA 94-12 SEDAN 4 PUERTAS (SOLO EN MEXICO)</b> |       |   |   |          |          |   |              |                               |       |               |           |
| COTIZAR  |       |   |   | FW-00779 |          | 0 | PARABRISA    | CHEVY SWING/C2                | 94-12 | SEDAN 4 PTAS. | 33.7X46.9 |
| COTIZAR  |       |   |   | FW-02133 |          | 0 | PARABRISA    | CHEVY C2                      | 94-12 | SEDAN 4 PTAS. | 32.0X52.0 |
| 2,400  | 2,600 | - | - | FD-05341 | FD-20754 | 0 | PUERTA D DER | CHEVY C2/SWING                | 94-12 | SEDAN 4 PTAS. | 20.0X33.7 |
| 2,400  | 2,600 | - | - | FD-05342 | FD-20755 | 0 | PUERTA D IZQ | CHEVY C2/SWING                | 94-12 | SEDAN 4 PTAS. | 20.0X33.7 |
| 2,300  | 2,500 | - | - | FD-05343 | FD-20756 | 0 | PUERTA T DER | CHEVY C2/SWING                | 94-12 | SEDAN 4 PTAS. | 19.3X30.0 |
| 2,300  | 2,500 | - | - | FD-05344 | FD-20757 | 0 | PUERTA T IZQ | CHEVY C2/SWING                | 94-12 | SEDAN 4 PTAS. | 19.3X30.0 |
| 2,000  | 2,200 | - | - | FQ-20758 | FQ-00094 | 0 | CUARTO T DER | CHEVY C2, ENCAP, BAN CERAMICA | 94-12 | SEDAN 4 PTAS. | 8.0X15.0  |
| 2,000  | 2,200 | - | - | FQ-20759 | FQ-00095 | 0 | CUARTO T IZQ | CHEVY C2, ENCAP, BAN CERAMICA | 94-12 | SEDAN 4 PTAS. | 8.0X15.0  |
| 6,000  | 6,200 | - | - | FB-24350 | FB-24351 | 0 | MEDALLON     | BANDA CERAMICA                | 94-12 | SEDAN 4 PTAS. | 23.X47.0  |
| 6,000  | 6,200 | - | - | FB-20760 |          | 0 | MEDALLON     | CHEVY C2, DEF, BAN CERAMICA   | 94-12 | SEDAN 4 PTAS. | 23.0X47.0 |

|  |       |   |   |          |          |   |              |                           |       |                          |           |
|--|-------|---|---|----------|----------|---|--------------|---------------------------|-------|--------------------------|-----------|
| <b>CHEVY SWING 94-05 GUAYIN 4 PUERTAS (SOLO EN MEXICO)</b> |       |   |   |          |          |   |              |                           |       |                          |           |
| COTIZAR  |       |   |   | FW-00779 |          | 0 | PARABRISA    | CHEVY SWING/C2            | 94-05 | GY 4/HB 4-2/PICK 2 PTAS. | 33.7X46.9 |
| 2,400  | 2,600 | - | - | FD-05341 | FD-20754 | 0 | PUERTA D DER | CHEVY SWING/C2            | 94-05 | GY 4 PTAS./HB 4 PTAS.    | 20.0X33.7 |
| 2,400  | 2,600 | - | - | FD-05342 | FD-20755 | 0 | PUERTA D IZQ | CHEVY SWING/C2            | 94-05 | GY 4 PTAS./HB 4 PTAS.    | 20.0X33.7 |
| 2,300  | 2,500 | - | - | FD-05343 | FD-20756 | 0 | PUERTA T DER | CHEVY SWING/C2            | 94-05 | GY 4 PTAS./HB 4 PTAS.    | 19.3X30.0 |
| 2,300  | 2,500 | - | - | FD-05344 | FD-20757 | 0 | PUERTA T IZQ | CHEVY SWING/C2            | 94-05 | GY 4 PTAS./HB 4 PTAS.    | 19.3X30.0 |
| 2,600  | 2,800 | - | - | DQ-21308 |          | 0 | CUARTO T DER | CHEVY SWING               | 94-05 | GY 4 PTAS./HB 4 PTAS.    | 16.0X24.8 |
| 2,600  | 2,800 | - | - | DQ-21309 |          | 0 | CUARTO T IZQ | CHEVY SWING               | 94-05 | GY 4 PTAS./HB 4 PTAS.    | 16.0X24.8 |
| COTIZAR  |       |   |   | DB-21310 |          | 0 | MEDALLON     | CHEVY SWING, LUZ DE FRENO | 94-05 | GUAYIN 4 PUERTAS         | 19.5X49.0 |
| 6,000  | 6,200 | - | - | DB-05347 |          | 0 | MEDALLON     | CHEVY SWING, DEFROSTER    | 94-05 | GUAYIN 4 PUERTAS         | 20.0X49.0 |

|  |       |   |   |          |  |   |            |                     |       |                        |           |
|--|-------|---|---|----------|--|---|------------|---------------------|-------|------------------------|-----------|
| <b>CITATION II 80-86 COUPE 2 PUERTAS</b> |       |   |   |          |  |   |            |                     |       |                        |           |
| COTIZAR                                  |       |   |   | DW-00898 |  | 0 | PARABRISA  | CITATION II, ANTENA | 80-86 | COUPE 2/HB 2/HB 4 PTAS | 27.7X57.5 |
| COTIZAR                                  |       |   |   | DW-00904 |  | 0 | PARABRISA  | CITATION II         | 80-86 | COUPE 2/HB 2/HB 4 PTAS | 27.7X57.5 |
| 3,000                                    | 3,200 | - | - | DD-05981 |  | 1 | PUERTA DER | CITATION II         | 80-86 | COUPE 2/HB 2/HB 4 PTAS | 18.9X45.0 |




CHEVROLET



| CL   | TX    | GRIS | PRIV | CLAVE    | EQUIVALENCIA Ø | PARTE        | ACCESORIOS                   | MODELO                 | TIPO                   | MEDIDAS                |           |
|--|-------|------|------|----------|----------------|--------------|------------------------------|------------------------|------------------------|------------------------|-----------|
| <b>CITATION II 80-86 COUPE 2 PUERTAS</b>     |       |      |      |          |                |              |                              |                        |                        |                        |           |
| 3,000  | 3,200 | -    | -    | DD-05982 | 1              | PUERTA IZQ   | CITATION II                  | 80-86                  | COUPE 2/HB 2/HB 4 PTAS | 18.9X45.0              |           |
| 2,800  | 3,000 | -    | -    | DQ-05989 | 1              | CUARTO DER   | CITATION II, MOVI, CON MARCO | 80-86                  | COUPE 2 PTAS.          | 16.5X30.0              |           |
| 2,800  | 3,000 | -    | -    | DQ-05990 | 1              | CUARTO IZQ   | CITATION II, MOVI, CON MARCO | 80-86                  | COUPE 2 PTAS.          | 16.5X30.0              |           |
| 2,800  | 3,000 | -    | -    | DQ-05991 | 0              | CUARTO DER   | CITATION II, FIJO            | 80-86                  | COUPE 2 PTAS.          | 16.0X29.4              |           |
| 2,800  | 3,000 | -    | -    | DQ-05992 | 0              | CUARTO IZQ   | CITATION II, FIJO            | 80-86                  | COUPE 2 PTAS.          | 16.0X29.4              |           |
|  |       |      |      | COTIZAR  | DB-05993       | 0            | MEDALLON                     | CITATION II, DEFROSTER | 80-86                  | COUPE 2 PTAS.          | 22.3X56.5 |
|  |       |      |      | COTIZAR  | DB-05994       | 0            | MEDALLON                     | CITATION II            | 80-86                  | COUPE 2 PTAS.          | 22.3X56.5 |
| <b>CITATION II 80-86 HATCHBACK 2 PUERTAS</b> |       |      |      |          |                |              |                              |                        |                        |                        |           |
|  |       |      |      | COTIZAR  | DW-00898       | 0            | PARABRISA                    | CITATION II, ANTENA    | 80-86                  | HB 2/HB 4/COUPE 2 PTAS | 27.7X57.5 |
|  |       |      |      | COTIZAR  | DW-00904       | 0            | PARABRISA                    | CITATION II            | 80-86                  | HB 2/HB 4/COUPE 2 PTAS | 27.7X57.5 |
| 3,000  | 3,200 | -    | -    | DD-05981 | 1              | PUERTA DER   | CITATION II                  | 80-86                  | HB 2/HB 4/COUPE 2 PTAS | 18.9X45.0              |           |
| 3,000  | 3,200 | -    | -    | DD-05982 | 1              | PUERTA IZQ   | CITATION II                  | 80-86                  | HB 2/HB 4/COUPE 2 PTAS | 18.9X45.0              |           |
| 2,800  | 3,000 | -    | -    | DQ-05983 | 1              | CUARTO DER   | CITATION II, MOVI, CON MARCO | 80-86                  | HATCHBACK 2 PTAS.      | 16.8X34.8              |           |
| 2,800  | 3,000 | -    | -    | DQ-05984 | 1              | CUARTO DER   | CITATION II, MOVI, CON MARCO | 80-86                  | HATCHBACK 2 PTAS.      | 16.8X34.8              |           |
|  |       |      |      | COTIZAR  | DB-05987       | 0            | MEDALLON                     | CITATION II, DEFROSTER | 80-86                  | HB 2 PTAS./HB 4 PTAS   | 27.5X48.6 |
|  |       |      |      | COTIZAR  | DB-05988       | 0            | MEDALLON                     | CITATION II            | 80-86                  | HB 2 PTAS./HB 4 PTAS   | 27.5X48.6 |
| <b>CITATION II 80-86 HATCHBACK 4 PUERTAS</b> |       |      |      |          |                |              |                              |                        |                        |                        |           |
|  |       |      |      | COTIZAR  | DW-00898       | 0            | PARABRISA                    | CITATION II, ANTENA    | 80-86                  | HB 4, 2 /COUPE 2 PTAS  | 27.7X57.5 |
|  |       |      |      | COTIZAR  | DW-00904       | 0            | PARABRISA                    | CITATION II            | 80-86                  | HB 4, 2 /COUPE 2 PTAS  | 27.7X57.5 |
| 2,800  | 3,000 | -    | -    | DD-05995 | 1              | PUERTA D DER | CITATION II                  | 80-86                  | HATCHBACK 4 PTAS.      | 19.0X36.8              |           |
| 2,800  | 3,000 | -    | -    | DD-05996 | 1              | PUERTA D IZQ | CITATION II                  | 80-86                  | HATCHBACK 4 PTAS.      | 19.0X36.8              |           |
| 2,700  | 2,900 | -    | -    | DD-05997 | 1              | PUERTA T DER | CITATION II                  | 80-86                  | HATCHBACK 4 PTAS.      | 18.6X28.7              |           |
| 2,700  | 2,900 | -    | -    | DD-05998 | 1              | PUERTA T IZQ | CITATION II                  | 80-86                  | HATCHBACK 4 PTAS.      | 18.6X28.7              |           |
| 2,600  | 2,800 | -    | -    | DQ-05999 | 3              | CUARTO T DER | CITATION II, MOVIBLE         | 80-86                  | HATCHBACK 4 PTAS.      | 15.0X24.0              |           |
| 2,600  | 2,800 | -    | -    | DQ-06000 | 3              | CUARTO T IZQ | CITATION II, MOVIBLE         | 80-86                  | HATCHBACK 4 PTAS.      | 15.0X24.0              |           |
| 2,600  | 2,800 | -    | -    | DQ-06001 | 0              | CUARTO T DER | CITATION II, FIJO            | 80-86                  | HATCHBACK 4 PTAS.      | 15.0X23.0              |           |
| 2,600  | 2,800 | -    | -    | DQ-06002 | 0              | CUARTO T IZQ | CITATION II, FIJO            | 80-86                  | HATCHBACK 4 PTAS.      | 15.0X23.0              |           |
|  |       |      |      | COTIZAR  | DB-05987       | 0            | MEDALLON                     | CITATION II, DEFROSTER | 80-86                  | HB 4 PTAS/HB 2 PTAS.   | 27.5X48.6 |
|  |       |      |      | COTIZAR  | DB-05988       | 0            | MEDALLON                     | CITATION II            | 80-86                  | HB 4 PTAS/HB 2 PTAS.   | 27.5X48.6 |



CHEVROLET



| CL   | TX    | GRIS | PRIV | CLAVE    | EQUIVALENCIA Ø | PARTE        | ACCESORIOS                    | MODELO | TIPO                   | MEDIDAS   |
|--|-------|------|------|----------|----------------|--------------|-------------------------------|--------|------------------------|-----------|
| <b>CITY EXPRESS 14-16 CARGO VAN</b>  |       |      |      |          |                |              |                               |        |                        |           |
|  |       |      |      | FW-03754 | 0              | PARABRISA    | SOLAR                         | 14-16  | CITY EXPRESS CARGO VAN | S/M       |
|  |       |      |      | FD-25927 | 0              | PUERTA D DER | S/D                           | 14-16  | CITY EXPRESS CARGO VAN | S/M       |
|  |       |      |      | FD-25928 | 0              | PUERTA D IZQ | S/D                           | 14-16  | CITY EXPRESS CARGO VAN | S/M       |
|  |       |      |      | FD-25929 | 0              | PUERTA D DER | SOLAR                         | 14-16  | CITY EXPRESS CARGO VAN | S/M       |
|  |       |      |      | FD-25930 | 0              | PUERTA D IZQ | SOLAR                         | 14-16  | CITY EXPRESS CARGO VAN | S/M       |
|  |       |      |      | FD-26490 | 0              | PUERTA T DER | SOLAR, ESTACIONARIO, REPUESTO | 14-16  | CITY EXPRESS CARGO VAN | 17.6X34.1 |
|  |       |      |      | FD-26491 | 0              | PUERTA T IZQ | SOLAR, ESTACIONARIO, REPUESTO | 14-16  | CITY EXPRESS CARGO VAN | 17.6X34.1 |
|  |       |      |      | FD-26492 | 0              | PUERTA T DER | SOLAR, ESTACIONARIO, REPUESTO | 14-16  | CITY EXPRESS CARGO VAN | 17.5X31.0 |
|  |       |      |      | FD-26493 | 0              | PUERTA T IZQ | SOLAR, ESTACIONARIO, REPUESTO | 14-16  | CITY EXPRESS CARGO VAN | 17.5X19.4 |
|  |       |      |      | FQ-26494 | 0              | CUARTO T DER | SOLAR, ESTACIONARIO, REPUESTO | 14-16  | CITY EXPRESS CARGO VAN | 17.6X30.6 |
|  |       |      |      | FQ-26495 | 0              | CUARTO T IZQ | SOLAR, ESTACIONARIO, REPUESTO | 14-16  | CITY EXPRESS CARGO VAN | 17.6X30.6 |
|  |       |      |      | FV-25927 | 0              | ALETA D DER  | ENCAPSULADO, SOLAR            | 14-16  | CITY EXPRESS CARGO VAN | S/M       |
|  |       |      |      | FV-25928 | 0              | ALETA D IZQ  | ENCAPSULADO, SOLAR            | 14-16  | CITY EXPRESS CARGO VAN | S/M       |
|  |       |      |      | FB-25931 | 0              | MEDALLON     | SOLAR                         | 14-16  | CITY EXPRESS CARGO VAN | S/M       |
|  |       |      |      | FB-25932 | 0              | MEDALLON     | SOLAR                         | 14-16  | CITY EXPRESS CARGO VAN | S/M       |
| <b>CLASSIC 04-05 SEDAN 4 PUERTAS (MALIBU 97-03)</b>                        |       |      |      |          |                |              |                               |        |                        |           |
|  |       |      |      | DW-01386 | 0              | PARABRISA    | SOLAR, MALIBU                 | 04-05  | SEDAN 4 PUERTAS        | 38.5X60.9 |
|  |       |      |      | DW-01586 | 0              | PARABRISA    | SOLAR, TERCER VISOR           | 04-05  | SEDAN 4 PUERTAS        | 38.5X60.9 |
| 4,000  | 4,200 | -    | -    | DD-09181 | 0              | PUERTA D DER | MALIBU                        | 04-05  | SEDAN 4 PUERTAS        | 23.0X32.5 |
| 4,000  | 4,200 | -    | -    | DD-09182 | 0              | PUERTA D IZQ | MALIBU                        | 04-05  | SEDAN 4 PUERTAS        | 23.0X32.5 |
| 3,900  | 4,100 | -    | -    | DD-09183 | 0              | PUERTA T DER | MALIBU                        | 04-05  | SEDAN 4 PUERTAS        | 23.0X26.5 |
| 3,900  | 4,100 | -    | -    | DD-09184 | 0              | PUERTA T IZQ | MALIBU                        | 04-05  | SEDAN 4 PUERTAS        | 23.0X26.5 |
| 3,000  | 3,200 | -    | -    | DV-09185 | 0              | ALETA T DER  | MALIBU                        | 04-05  | SEDAN 4 PUERTAS        | 9.8X14.5  |
| 3,000  | 3,200 | -    | -    | DV-09186 | 0              | ALETA T IZQ  | MALIBU                        | 04-05  | SEDAN 4 PUERTAS        | 9.8X14.5  |
|  |       |      |      | DB-09690 | 0              | MEDALLON     | DEFROSTER, SOLAR              | 04-05  | SEDAN 4 PUERTAS        | 31.7X54.8 |
|  |       |      |      | DB-09691 | 0              | MEDALLON     | SOLAR, MALIBU                 | 04-05  | SEDAN 4 PUERTAS        | 31.7X57.8 |
| <b>COBALT 05-11 COUPE 2 PUERTAS (PONTIAC G4 06/G5 07-10/PERSUIT 06-07)</b> |       |      |      |          |                |              |                               |        |                        |           |
|  |       |      |      | DW-01605 | 0              | PARABRISA    | SOLAR, TERCER VISOR           | 05-11  | COUPE 2 PUERTAS.       | 35.8X55.7 |
| -  | 4,200 | -    | -    | DD-10870 | 0              | PUERTA DER   | SOLAR                         | 05-11  | COUPE 2 PUERTAS.       | 22.8X46.3 |
| -  | 4,200 | -    | -    | DD-10871 | 0              | PUERTA IZQ   | SOLAR                         | 05-11  | COUPE 2 PUERTAS.       | 22.8X46.3 |
| -  | 3,800 | -    | -    | DQ-10872 | 0              | CUARTO DER   | ENCAPSULADO, SOLAR            | 05-11  | COUPE 2 PUERTAS.       | 11.5X28.0 |
| -  | 3,800 | -    | -    | DQ-10873 | 0              | CUARTO IZQ   | ENCAPSULADO, SOLAR            | 05-11  | COUPE 2 PUERTAS.       | 11.5X28.0 |
|  |       |      |      | DB-10874 | 0              | MEDALLON     | ENCAP, DEFROSTER, SOLAR       | 05-11  | COUPE 2 PUERTAS.       | 37.5X55.0 |



CHEVROLET

| CL   | TX    | GRIS | PRIV | CLAVE    | EQUIVALENCIA Ø | PARTE        | ACCESORIOS                 | MODELO               | TIPO                  | MEDIDAS               |
|--|-------|------|------|----------|----------------|--------------|----------------------------|----------------------|-----------------------|-----------------------|
| <b>COBALT 05-11 SEDAN 4 PUERTAS (PONTIAC G4 05-06/G5 07-10/PERSUIT 06-07)</b>  |       |      |      |          |                |              |                            |                      |                       |                       |
| COTIZAR  |       |      |      | DW-01606 | 0              | PARABRISA    | SOL. TERCER VISOR, PURSUIT | 05-11                | SEDAN 4 PUERTAS       | 36.9X56.0             |
| 3,800  | 4,000 | -    | -    | DD-10875 | 2              | PUERTA D DER | SOLAR, PURSUIT,PERFO       | 05-11                | SEDAN 4 PUERTAS       | 22.0X35.0             |
| 3,800  | 4,000 | -    | -    | DD-10876 | 2              | PUERTA D IZQ | SOLAR, PURSUIT,PERFO       | 05-11                | SEDAN 4 PUERTAS       | 22.0X35.0             |
| 3,700  | 3,900 | -    | -    | DD-10877 | 0              | PUERTA T DER | SOLAR, PURSUIT             | 05-11                | SEDAN 4 PUERTAS       | 21.0X26.0             |
| 3,700  | 3,900 | -    | -    | DD-10878 | 0              | PUERTA T IZQ | SOLAR, PURSUIT             | 05-11                | SEDAN 4 PUERTAS       | 21.0X26.0             |
| 2,000  | 2,200 | -    | -    | DV-10879 | 0              | ALETA T DER  | SOLAR, PURSUIT             | 05-11                | SEDAN 4 PUERTAS       | 9.5X13.0              |
| 2,000  | 2,200 | -    | -    | DV-10880 | 0              | ALETA T IZQ  | SOLAR, PURSUIT             | 05-11                | SEDAN 4 PUERTAS       | 9.5X13.0              |
| COTIZAR  |       |      |      | DB-10881 | 0              | MEDALLON     | ENCAP, DEF, SOL, PURSUIT   | 05-11                | SEDAN 4 PUERTAS       | 29.0X47.0             |
| <b>CORSA 02-08 HATCHBACK 4 PUERTAS (SOLO EN MÉXICO) (PICKUP TORNADO 04-08)</b> |       |      |      |          |                |              |                            |                      |                       |                       |
| COTIZAR  |       |      |      | DW-01502 | 0              | PARABRISA    | TORNADO                    | 02-08                | HB 4/SD 4/PICK 2 PTAS | 34.0X50.0             |
| 2,400  | 2,600 | -    | -    | DD-10288 | DD-11251       | 0            | PUERTA D DER               | TORNADO              | 02-08                 | HB 4/SD 4/PICK 2 PTAS |
| 2,400  | 2,600 | -    | -    | DD-10289 | DD-11252       | 0            | PUERTA D IZQ               | TORNADO              | 02-08                 | HB 4/SD 4/PICK 2 PTAS |
| 2,300  | 2,500 | -    | -    | DD-10290 |                | 0            | PUERTA T DER               | CORSA                | 02-08                 | HB 4 PTAS./SD 4 PTAS. |
| 2,300  | 2,500 | -    | -    | DD-10291 |                | 0            | PUERTA T IZQ               | CORSA                | 02-08                 | HB 4 PTAS./SD 4 PTAS. |
| 2,000  | 2,200 | -    | -    | DQ-11195 |                | 0            | CUARTO DER                 | CORSA                | 02-08                 | HATCHBACK 4 PTAS.     |
| 2,000  | 2,200 | -    | -    | DQ-11196 |                | 0            | CUARTO IZQ                 | CORSA                | 02-08                 | HATCHBACK 4 PTAS.     |
| 7,000  | 7,200 | -    | -    | DB-11197 |                | 1            | MEDALLON                   | DEFROSTER, LIMPIADOR | 02-08                 | HATCHBACK 4 PTAS.     |
| 7,000  | 7,200 | -    | -    | DB-11198 |                | 0            | MEDALLON                   | DEFROSTER            | 02-08                 | HATCHBACK 4 PTAS.     |
| COTIZAR  |       |      |      | DB-11199 | 0              | MEDALLON     | ENCAP, DESLIZABLE, SOLAR   | 02-08                | HATCHBACK 4 PTAS.     | S/M                   |
| <b>CORSA 02-08 SEDAN 4 PUERTAS (SOLO EN MÉXICO) (PICKUP TORNADO 04-08)</b>     |       |      |      |          |                |              |                            |                      |                       |                       |
| COTIZAR  |       |      |      | DW-01502 | 0              | PARABRISA    | TORNADO                    | 02-08                | HB 4/SD 4/PICK 2 PTAS | 34.0X50.0             |
| 2,400  | 2,600 | -    | -    | DD-10288 | DD-11251       | 0            | PUERTA D DER               | TORNADO              | 02-08                 | HB 4/SD 4/PICK 2 PTAS |
| 2,400  | 2,600 | -    | -    | DD-10289 | DD-11252       | 0            | PUERTA D IZQ               | TORNADO              | 02-08                 | HB 4/SD 4/PICK 2 PTAS |
| 2,300  | 2,500 | -    | -    | DD-10290 |                | 0            | PUERTA T DER               | CORSA                | 02-08                 | HB 4 PTAS./SD 4 PTAS. |
| 2,300  | 2,500 | -    | -    | DD-10291 |                | 0            | PUERTA T IZQ               | CORSA                | 02-08                 | HB 4 PTAS./SD 4 PTAS. |
| 2,000  | 2,200 | -    | -    | DQ-10292 |                | 0            | CUARTO T DER               | CORSA                | 02-08                 | SEDAN 4 PUERTAS       |
| 2,000  | 2,200 | -    | -    | DQ-10293 |                | 0            | CUARTO T IZQ               | CORSA                | 02-08                 | SEDAN 4 PUERTAS       |
| 7,000  | 7,200 | -    | -    | DB-10294 |                | 1            | MEDALLON                   | DEFROSTER            | 02-08                 | SEDAN 4 PUERTAS       |
| 7,000  | 7,200 | -    | -    | DB-10588 |                | 0            | MEDALLON                   | DEFROSTER, LIMPIADOR | 02-08                 | SEDAN 4 PUERTAS       |



INDUSTRIA DE CRISTAL TEMPLADO, SA DE CV



CHEVROLET



| CL                                    | TX      | GRIS | PRIV | CLAVE    | EQUIVALENCIA Ø | PARTE     | ACCESORIOS             | MODELO | TIPO             | MEDIDAS   |
|---------------------------------------|---------|------|------|----------|----------------|-----------|------------------------|--------|------------------|-----------|
| <b>CORVETTE 00-04 COUPE 2 PUERTAS</b> |         |      |      |          |                |           |                        |        |                  |           |
|                                       | COTIZAR |      |      | DW-01313 | 0              | PARABRISA | ANTENA, DISPLAY, SOLAR | 00-04  | COUPE 2 PUERTAS. | 40.3X63.6 |
|                                       | COTIZAR |      |      | DW-01371 | 0              | PARABRISA | ANTENA, SOLAR          | 00-04  | COUPE 2 PUERTAS. | 40.3X63.6 |

|                                       |         |   |   |          |   |            |                          |       |                        |           |
|---------------------------------------|---------|---|---|----------|---|------------|--------------------------|-------|------------------------|-----------|
| <b>CORVETTE 00-04 COUPE 2 PUERTAS</b> |         |   |   |          |   |            |                          |       |                        |           |
| -                                     | 7,000   | - | - | DD-09258 | 0 | PUERTA DER |                          | 00-04 | HT 2/CPE 2/CONV 2 PTAS | 17.8X40.8 |
| -                                     | 7,000   | - | - | DD-09259 | 0 | PUERTA IZQ |                          | 00-04 | HT 2/CPE 2/CONV 2 PTAS | 17.8X40.8 |
|                                       | COTIZAR |   |   | DB-09260 | 0 | MEDALLON   | DEFROSTER, SOLAR         | 00-04 | COUPE 2 PUERTAS.       | 41.5X66.0 |
|                                       | COTIZAR |   |   | DB-10813 | 0 | MEDALLON   | ANTENA, DEFROSTER, SOLAR | 00-04 | COUPE 2 PUERTAS.       | 41.5X66.0 |

|   |         |   |   |          |   |            |                  |       |                        |           |
|---|---------|---|---|----------|---|------------|------------------|-------|------------------------|-----------|
| <b>CORVETTE 00-04 CONVERTIBLE 2 PUERTAS</b> |         |   |   |          |   |            |                  |       |                        |           |
|   | COTIZAR |   |   | DW-01325 | 0 | PARABRISA  | SOLAR            | 00-04 | CONVERTIBLE 2 PTAS.    | 40.3X63.6 |
|   | COTIZAR |   |   | DW-01372 | 0 | PARABRISA  | DISPLAY, SOLAR   | 00-04 | CONVERTIBLE 2 PTAS.    | 40.3X63.6 |
| -   | 7,000   | - | - | DD-09258 | 0 | PUERTA DER | CORVETTE         | 00-04 | HT 2/CPE 2/CONV 2 PTAS | 17.8X40.8 |
| -   | 7,000   | - | - | DD-09259 | 0 | PUERTA IZQ | CORVETTE         | 00-04 | HT 2/CPE 2/CONV 2 PTAS | 17.8X40.8 |
|   | COTIZAR |   |   | DB-09769 | 0 | MEDALLON   | DEFROSTER, SOLAR | 00-04 | CONVERTIBLE 2 PTAS.    | S/M       |

|   |         |   |   |          |   |            |                           |       |                   |           |
|---|---------|---|---|----------|---|------------|---------------------------|-------|-------------------|-----------|
| <b>CORVETTE 00-04 HARDTOP 2 PUERTAS</b> |         |   |   |          |   |            |                           |       |                   |           |
|   | COTIZAR |   |   | DW-01325 | 0 | PARABRISA  | SOLAR                     | 00    | HARD/CONVE 2 PTAS | 40.3X63.6 |
|   | COTIZAR |   |   | DW-01430 | 0 | PARABRISA  | DISPLAY, SOLAR            | 01-04 | HARDTOP 2 PUERTAS | 40.3X63.6 |
|   | COTIZAR |   |   | DW-01514 | 0 | PARABRISA  | DISPLAY, SOL, SISTEMA GPS | 01-04 | HARDTOP 2 PUERTAS | 40.3X63.6 |
| -                                       | 7,000   | - | - | DD-09258 | 0 | PUERTA DER | CORVETTE                  | 05-11 | HARD/CONVE 2 PTAS | 17.8X40.8 |
| -                                       | 7,000   | - | - | DD-09259 | 0 | PUERTA IZQ | CORVETTE                  | 05-11 | HARD/CONVE 2 PTAS | 17.8X40.8 |
|   | COTIZAR |   |   | DB-09674 | 0 | MEDALLON   | DEFROSTER, SOLAR          | 00-04 | HARDTOP 2 PUERTAS | 23.0X50.0 |

|                                       |         |   |   |          |   |            |                           |       |                  |           |
|---------------------------------------|---------|---|---|----------|---|------------|---------------------------|-------|------------------|-----------|
| <b>CORVETTE 05-13 COUPE 2 PUERTAS</b> |         |   |   |          |   |            |                           |       |                  |           |
|                                       | COTIZAR |   |   | DW-01587 | 0 | PARABRISA  | SOLAR                     | 05-13 | COUPE 2 PUERTAS. | 39.4X61.4 |
|                                       | COTIZAR |   |   | DW-01588 | 0 | PARABRISA  | DISPLAY, SOLAR            | 05-13 | COUPE 2 PUERTAS. | 39.4X61.4 |
|                                       | COTIZAR |   |   | DW-01589 | 0 | PARABRISA  | DISPLAY, SOL, SISTEMA GPS | 05-13 | COUPE 2 PUERTAS. | 39.4X61.4 |
|                                       | COTIZAR |   |   | DW-01801 | 0 | PARABRISA  | SOLAR                     | 05-13 | COUPE 2 PUERTAS. | 39.4X61.4 |
|                                       | COTIZAR |   |   | DW-01802 | 0 | PARABRISA  | SOLAR, SISTEMA GPS        | 05-13 | COUPE 2 PUERTAS. | 39.4X61.4 |
|                                       | COTIZAR |   |   | DW-01803 | 0 | PARABRISA  | DISPLAY, SOLAR            | 05-13 | COUPE 2 PUERTAS. | 39.4X61.4 |
|                                       | COTIZAR |   |   | DW-01804 | 0 | PARABRISA  | DISPLAY, SOL, SISTEMA GPS | 05-13 | COUPE 2 PUERTAS. | 39.4X61.4 |
| -                                     | 8,000   | - | - | DD-10798 | 0 | PUERTA DER | CORVETTE                  | 05-13 | COUPE 2 PUERTAS. | 15.0X40.0 |
| -                                     | 8,000   | - | - | DD-10799 | 0 | PUERTA IZQ | CORVETTE                  | 05-13 | COUPE 2 PUERTAS. | 15.0X40.0 |
|                                       | COTIZAR |   |   | DB-10800 | 0 | MEDALLON   | ANTENA, DEFROSTER, SOLAR  | 05-13 | COUPE 2 PUERTAS. | 39.0X52.0 |

|   |         |  |  |          |   |           |                |       |                   |           |
|---|---------|--|--|----------|---|-----------|----------------|-------|-------------------|-----------|
| <b>CORVETTE 05-13 CONVERTIBLE 2 PUERTAS</b> |         |  |  |          |   |           |                |       |                   |           |
|   | COTIZAR |  |  | DW-01587 | 0 | PARABRISA | SOLAR          | 05-13 | CUP /CONVE 2 PTAS | 39.4X61.4 |
|   | COTIZAR |  |  | DW-01588 | 0 | PARABRISA | DISPLAY, SOLAR | 05-13 | CUP /CONVE 2 PTAS | 39.4X61.4 |



INDUSTRIA DE CRISTAL TEMPLADO, SA DE CV



CHEVROLET



| CL   | TX    | GRIS | PRIV | CLAVE    | EQUIVALENCIA Ø | PARTE        | ACCESORIOS                             | MODELO | TIPO               | MEDIDAS   |
|--|-------|------|------|----------|----------------|--------------|--|--------|--------------------|-----------|
| <b>CORVETTE 05-13 CONVERTIBLE 2 PUERTAS</b>    |       |      |      |          |                |              |  |        |                    |           |
|  |       |      |      | DW-01589 | 0              | PARABRISA    | DISPLAY, SOL, SISTEMA GPS              | 05-13  | CUP /CONVE 2 PTAS  | 39.4X61.4 |
|  |       |      |      | DW-01801 | 0              | PARABRISA    | SOLAR                                  | 05-13  | CUP /CONVE 2 PTAS  | 39.4X61.4 |
|  |       |      |      | DW-01802 | 0              | PARABRISA    | SOLAR, SISTEMA GPS                     | 05-13  | CUP /CONVE 2 PTAS  | 39.4X61.4 |
|  |       |      |      | DW-01803 | 0              | PARABRISA    | DISPLAY, SOLAR                         | 05-13  | CUP /CONVE 2 PTAS  | 39.4X61.4 |
|  |       |      |      | DW-01804 | 0              | PARABRISA    | DISPLAY, SOL, SISTEMA GPS              | 05-13  | CUP /CONVE 2 PTAS  | 39.4X61.4 |
| -  | 8,000 | -    | -    | DD-10798 | 0              | PUERTA DER   | CORVETTE                               | 05-13  | CUP /CONVE 2 PTAS  | 15.0X40.0 |
| -  | 8,000 | -    | -    | DD-10799 | 0              | PUERTA IZQ   | CORVETTE                               | 05-13  | CUP /CONVE 2 PTAS  | 15.0X40.0 |
| <b>CORVETTE 14-16 COUPE 2 PUERTAS</b>          |       |      |      |          |                |              |  |        |                    |           |
|  |       |      |      | DW-02026 | 0              | PARABRISA    | SOL, ENCAP, TERCER VISOR               | 14-16  | COUPE 2 PUERTAS.   | S/M       |
|  |       |      |      | DW-02027 | 0              | PARABRISA    | SOL, ENCAP, TERCER VISOR               | 14-16  | COUPE 2 PUERTAS.   | S/M       |
| -  | 9,000 | -    | -    | DD-12179 | 0              | PUERTA DER   | SOLAR                                  | 14-16  | COUPE 2 PUERTAS.   | S/M       |
| -  | 9,000 | -    | -    | DD-12180 | 0              | PUERTA IZQ   | SOLAR                                  | 14-16  | COUPE 2 PUERTAS.   | S/M       |
| -  | 7,000 | -    | -    | DQ-12181 | 0              | CUARTO DER   | SOLAR, ENCAPSULADO                     | 14-16  | COUPE 2 PUERTAS.   | S/M       |
| -  | 7,000 | -    | -    | DQ-12182 | 0              | CUARTO IZQ   | SOLAR, ENCAPSULADO                     | 14-16  | COUPE 2 PUERTAS.   | S/M       |
|  |       |      |      | DB-12183 | 0              | MEDALLON     | DEFROSTER, SOLAR                       | 14-16  | COUPE 2 PUERTAS.   | S/M       |
| <b>CORVETTE 14-16 CONVERTIBLE 2 PUERTAS</b>    |       |      |      |          |                |              |  |        |                    |           |
|  |       |      |      | DW-02026 | 0              | PARABRISA    | ENCAP.HUD,SOL,TERCER VISOR,SENS LLUVIA | 14-16  | CONVERTIBLE 2 PTAS | 35.0X60.5 |
|  |       |      |      | DW-02027 | 0              | PARABRISA    | ENCAP.SOLAR,TERCER VISOR,ACOUSTIC INTE | 14-16  | CONVERTIBLE 2 PTAS | 35.0X60.5 |
| -  | 9,000 | -    | -    | DD-12179 | 0              | PUERTA DER   | PUERTA DER                             | 14-16  | CONVERTIBLE 2 PTAS | 20.0X38.0 |
| -  | 9,000 | -    | -    | DD-12180 | 0              | PUERTA IZQ   | PUERTA IZQ                             | 14-16  | CONVERTIBLE 2 PTAS | 20.0X38.0 |
|  |       |      |      | DB-12426 | 0              | MEDALLON     | DEFROSTER,SOLAR                        | 14-16  | CONVERTIBLE 2 PTAS | S/M       |
| <b>CRUZE 10-15/ LIMITED 16 SEDAN 4 PUERTAS</b> |       |      |      |          |                |              |  |        |                    |           |
|  |       |      |      | DW-01834 | 0              | PARABRISA    | SOLAR, TERCER VISOR                    | 10-16  | SEDAN 4 PUERTAS.   | 37.5X56.5 |
|  |       |      |      | DW-01835 | 0              | PARABRISA    | SOL, TERC VIS, SENS LLUVIA             | 10-16  | SEDAN 4 PUERTAS.   | 37.5X56.5 |
|  |       |      |      | DW-01960 | 0              | PARABRISA    | SOL, TERC VISOR, ACUST INTER           | 10-16  | SEDAN 4 PUERTAS.   | 37.5X56.5 |
|  |       |      |      | DW-01961 | 0              | PARABRISA    | SOL, TERC VISOR, ACUST INTER           | 10-16  | SEDAN 4 PUERTAS.   | 37.5X56.5 |
|  |       |      |      | DW-01980 | 0              | PARABRISA    | SOL, TERC VISOR, ACUST INTER           | 10-16  | SEDAN 4 PUERTAS.   | 37.5X56.5 |
|  |       |      |      | DW-01983 | 0              | PARABRISA    | SOL, TERC VISOR, ACUST INTER           | 10-16  | SEDAN 4 PUERTAS.   | 37.5X56.5 |
| -  | 3,000 | -    | -    | DD-11782 | 0              | PUERTA D DER | SOLAR                                  | 10-16  | SEDAN 4 PUERTAS.   | 23.0X35.0 |
| -  | 3,000 | -    | -    | DD-11783 | 0              | PUERTA D IZQ | SOLAR                                  | 10-16  | SEDAN 4 PUERTAS.   | 23.0X35.0 |
| -  | 2,900 | -    | -    | DD-11784 | 0              | PUERTA T DER | SOLAR                                  | 10-16  | SEDAN 4 PUERTAS.   | 20.3X24.0 |
| -  | 2,900 | -    | -    | DD-11785 | 0              | PUERTA T IZQ | SOLAR                                  | 10-16  | SEDAN 4 PUERTAS.   | 20.3X24.0 |



INDUSTRIA DE CRISTAL TEMPLADO, SA DE CV



CHEVROLET

| CL   | TX    | GRIS  | PRIV   | CLAVE    | EQUIVALENCIA Ø | PARTE       | ACCESORIOS   | MODELO                              | TIPO             | MEDIDAS           |                  |           |
|--|-------|-------|--------|----------|----------------|-------------|--------------|-------------------------------------|------------------|-------------------|------------------|-----------|
| <b>CRUZE 10-15/ LIMITED 16 SEDAN 4 PUERTAS</b>                                   |       |       |        |          |                |             |              |                                     |                  |                   |                  |           |
| -  | 2,000 | -     | -      | DV-11786 | 0              | ALETA T DER | SOLAR        | 10-16                               | SEDAN 4 PUERTAS. | 10.5X10.5         |                  |           |
| -  | 2,000 | -     | -      | DV-11787 | 0              | ALETA T IZQ | SOLAR        | 10-16                               | SEDAN 4 PUERTAS. | 10.5X10.5         |                  |           |
|  |       |       |        | COTIZAR  | DV-12360       | 0           | MEDALLON     | ENCAPSULADO, SOLAR                  | 10-16            | SEDAN 4 PUERTAS.  | 10.5X10.5        |           |
|  |       |       |        | COTIZAR  | DV-12361       | 0           | MEDALLON     | ENCAPSULADO, SOLAR                  | 10-16            | SEDAN 4 PUERTAS.  | 10.5X10.5        |           |
|  |       |       |        | COTIZAR  | DB-11788       | 0           | MEDALLON     | DEFROSTER, SOLAR                    | 10-16            | SEDAN 4 PUERTAS.  | 28.0X49.0        |           |
| <b>EPICA 04-07 SEDAN 4 PUERTAS (SOLO EN CANADA/MEXICO) (SUZUKI VERONA 04-06)</b> |       |       |        |          |                |             |              |                                     |                  |                   |                  |           |
|  |       |       |        | COTIZAR  | FW-02444       | 0           | PARABRISA    | EPICA-VERONA                        | 04-07            | SEDAN 4 PUERTAS.  | 34.0X58.5        |           |
|  |       |       |        | COTIZAR  | FW-02445       | 0           | PARABRISA    | EPICA-VERONA, SOLAR                 | 04-07            | SEDAN 4 PUERTAS.  | 34.0X58.5        |           |
|  |       |       |        | COTIZAR  | FW-02578       | 0           | PARABRISA    | EPICA-VERONA, DEF, SOLAR            | 04-07            | SEDAN 4 PUERTAS.  | 34.0X58.5        |           |
| -  | 3,000 | -     | -      | FD-22175 | FD-22173       | 2           | PUERTA D DER | EPICA-VERONA, SOLAR                 | 04-07            | SEDAN 4 PUERTAS.  | 20.0X30.0        |           |
| -  | 3,000 | -     | -      | FD-22176 | FD-22174       | 2           | PUERTA D IZQ | EPICA-VERONA, SOLAR                 | 04-07            | SEDAN 4 PUERTAS.  | 20.0X30.0        |           |
| -  | 2,900 | -     | -      | FD-22179 | FD-22177       | 2           | PUERTA T DER | EPICA-VERONA, SOLAR                 | 04-07            | SEDAN 4 PUERTAS.  | 20.0X27.0        |           |
| -  | 2,900 | -     | -      | FD-22180 | FD-22178       | 2           | PUERTA T IZQ | EPICA-VERONA, SOLAR                 | 04-07            | SEDAN 4 PUERTAS.  | 20.0X27.0        |           |
| -  | 2,000 | -     | -      | FV-22183 | FV-22181       | 0           | ALETA T DER  | EPICA-VERONA, SOLAR                 | 04-07            | SEDAN 4 PUERTAS.  | 9.5X12.0         |           |
| -  | 2,000 | -     | -      | FV-22184 | FV-22182       | 0           | ALETA T IZQ  | EPICA-VERONA, SOLAR                 | 04-07            | SEDAN 4 PUERTAS.  | 9.5X12.0         |           |
|  |       |       |        | COTIZAR  | FB-22186       | FB-22185    | 0            | MEDALLON                            | ANT, DEF, SOLAR  | 04-07             | SEDAN 4 PUERTAS. | 31.0X52.0 |
| <b>EQUINOX 05-09 UTILITY 4 PUERTAS (PONTIAC TORRENT 06-09)</b>                   |       |       |        |          |                |             |              |                                     |                  |                   |                  |           |
|  |       |       |        | COTIZAR  | DW-01583       | 0           | PARABRISA    | SOL, TERCER VISOR, TORRENT          | 05-09            | UTILITY 4 PUERTAS | 37.4X51.1        |           |
|  |       |       |        | COTIZAR  | DW-01613       | 0           | PARABRISA    | SOL, TERC VIS, ACUST INTER, TORRENT | 04-09            | UTILITY 4 PUERTAS | 37.4X51.1        |           |
| -  | 3,300 | -     | -      | DD-10760 |                | 1           | PUERTA D DER | SOLAR, TORRENT                      | 05-09            | UTILITY 4 PUERTAS | 22.7X34.8        |           |
| -  | 3,300 | -     | -      | DD-10761 |                | 1           | PUERTA D IZQ | SOLAR, TORRENT                      | 05-09            | UTILITY 4 PUERTAS | 22.7X34.8        |           |
| -  | 3,200 | 3,200 | 5,000  | DD-10762 |                | 1           | PUERTA T DER | SOLAR, TORRENT                      | 05-09            | UTILITY 4 PUERTAS | 21.2X31.4        |           |
| -  | 3,200 | 3,200 | 5,000  | DD-10763 |                | 1           | PUERTA T IZQ | SOLAR, TORRENT                      | 05-09            | UTILITY 4 PUERTAS | 21.2X31.4        |           |
| -  | 3,100 | 3,100 | 5,500  | DQ-10764 |                | 0           | CUARTO T DER | ENCAP, SOLAR, TORRENT               | 05-07            | UTILITY 4 PUERTAS | 16.2X32.0        |           |
| -  | 3,100 | 3,100 | 5,500  | DQ-10765 |                | 0           | CUARTO T IZQ | ENCAP, SOLAR, TORRENT               | 05-07            | UTILITY 4 PUERTAS | 16.2X32.0        |           |
| -  | 3,100 | 3,100 | 5,500  | DQ-11476 |                | 0           | CUARTO T DER | SOLAR, TORRENT                      | 07-09            | UTILITY 4 PUERTAS | 17.3X32.3        |           |
| -  | 3,100 | 3,100 | 5,500  | DQ-11477 |                | 0           | CUARTO T IZQ | SOLAR, TORRENT                      | 07-09            | UTILITY 4 PUERTAS | 17.3X32.3        |           |
|  |       |       |        | COTIZAR  | DQ-11478       | 0           | CUARTO T DER | ANTENA, SOLAR, TORRENT              | 07-09            | UTILITY 4 PUERTAS | 17.3X32.3        |           |
|  |       |       |        | COTIZAR  | DQ-11489       | 0           | CUARTO T DER | ANT, ENCAP, SOLAR, TORRENT          | 07               | UTILITY 4 PUERTAS | 17.3X32.3        |           |
|  |       |       |        | COTIZAR  | DR-09570       | 0           | TECHO        | SOLAR, TORRENT                      | 07-09            | UTILITY 4 PUERTAS | S/M              |           |
| -  | 7,000 | 7,000 | 11,000 | DB-10766 |                | 0           | MEDALLON     | ANT, DEFROSTER, TORRENT             | 05-09            | UTILITY 4 PUERTAS |                  |           |



CHEVROLET

| CL                                     | TX    | GRIS  | PRIV  | CLAVE    | EQUIVALENCIA Ø | PARTE        | ACCESORIOS                  | MODELO | TIPO              | MEDIDAS   |
|--|-------|-------|-------|----------|----------------|--------------|-----------------------------|--------|-------------------|-----------|
| <b>EQUINOX 10-16 UTILITY 4 PUERTAS</b> |       |       |       |          |                |              |                             |        |                   |           |
| (GMC TERRAIN 10-16 UTILITY)            |       |       |       |          |                |              |                             |        |                   |           |
|  |       |       |       | DW-01824 | 0              | PARABRISA    | SOL, TERC VIS, ACUSTI INTER | 10-16  | UTILITY 4 PUERTAS | 36.5X57.0 |
|  |       |       |       | DW-01902 | 0              | PARABRISA    | SOL, TERC VIS, ACUSTI INTER | 10-16  | UTILITY 4 PUERTAS | 36.5X57.0 |
|  |       |       |       | DW-01931 | 0              | PARABRISA    | SOL, TERC VIS, ACUSTI INTER | 10-16  | UTILITY 4 PUERTAS | 36.5X57.0 |
|  |       |       |       | DW-01932 | 0              | PARABRISA    | SOL, TERC VIS, ACUSTI INTER | 10-16  | UTILITY 4 PUERTAS | 36.5X57.0 |
|  |       |       |       | DW-02009 | 0              | PARABRISA    | SOL, TERC VIS, ACUSTI INTER | 10-16  | UTILITY 4 PUERTAS | 36.5X57.0 |
|  |       |       |       | DW-02020 | 0              | PARABRISA    | SOL, TERC VIS, ACUSTI INTER | 10-16  | UTILITY 4 PUERTAS | 36.5X57.0 |
|  |       |       |       | DD-12463 | 0              | PUERTA D DER | SOLAR, REPUESTO             | 10-16  | UTILITY 4 PUERTAS | 19.0X30.5 |
|  |       |       |       | DD-12464 | 0              | PUERTA D IZQ | SOLAR, REPUESTO             | 10-16  | UTILITY 4 PUERTAS | 19.0X30.5 |
| -                                      | 3,500 | 3,500 | -     | DD-11758 | 0              | PUERTA D DER | SOLAR, LAMINADO             | 10-16  | UTILITY 4 PUERTAS | 19.0X30.5 |
| -                                      | 3,500 | 3,500 | -     | DD-11759 | 0              | PUERTA D IZQ | SOLAR, LAMINADO             | 10-16  | UTILITY 4 PUERTAS | 19.0X30.5 |
| -                                      | 3,400 | 3,400 | 5,500 | DD-11760 | 0              | PUERTA T DER | SOLAR                       | 10-16  | UTILITY 4 PUERTAS | 19.0X25.5 |
| -                                      | 3,400 | 3,400 | 5,500 | DD-11761 | 0              | PUERTA T IZQ | SOLAR                       | 10-16  | UTILITY 4 PUERTAS | 19.0X25.5 |
| -                                      | 2,500 | 2,500 | 3,500 | DV-11762 | 0              | ALETA T DER  | SOLAR                       | 10-16  | UTILITY 4 PUERTAS | 9.5X10.5  |
| -                                      | 2,500 | 2,500 | 3,500 | DV-11763 | 0              | ALETA T IZQ  | SOLAR                       | 10-16  | UTILITY 4 PUERTAS | 9.5X10.5  |
| -                                      | 3,400 | 3,400 | 6,000 | DQ-11764 | 0              | CUARTO T DER | ENCAPSULADO, SOLAR          | 10-16  | UTILITY 4 PUERTAS | 15.0X33.0 |
| -                                      | 3,400 | 3,400 | 6,000 | DQ-11765 | 0              | CUARTO T IZQ | ENCAPSULADO, SOLAR          | 10-16  | UTILITY 4 PUERTAS | 15.0X33.0 |
|  |       |       |       | DB-11766 | 1              | MEDALLON     | DEF, SOLAR, LIMPIADOR       | 10-16  | UTILITY 4 PUERTAS | 21.0X49.0 |
|  |       |       |       | COTIZAR  |                |              |                             |        |                   |           |



CHEVROLET

| CL  | TX     | GRIS   | PRIV   | CLAVE    | EQUIVALENCIA Ø | PARTE | ACCESORIOS   | MODELO                            | TIPO  | MEDIDAS           |           |
|---|--------|--------|--------|----------|----------------|-------|--------------|-----------------------------------|-------|-------------------|-----------|
| <b>EXPRESS VAN 97-02 STANDAR PASAJEROS/CARGA (GMC SAVANA 97-02)</b> |        |        |        |          |                |       |              |                                   |       |                   |           |
|   |        |        |        | COTIZAR  | DW-01265       | 0     | PARABRISA    | SOLAR, SOPORTE                    | 97-02 | EXTENDED/VAN      | 39.0X73.0 |
|   |        |        |        | COTIZAR  | DW-01266       | 0     | PARABRISA    | SOLAR, SOPORTE                    | 97-02 | EXTENDED/VAN      | 39.0X73.0 |
| 2,800   | 3,000  | -      | -      | DD-08994 |                | 0     | PUERTA D DER | SOLAR                             | 97-02 | EXTENDED/VAN      | 26.0X31.6 |
| 2,800   | 3,000  | -      | -      | DD-08995 |                | 0     | PUERTA D IZQ | SOLAR                             | 97-02 | EXTENDED/VAN      | 26.0X31.6 |
| 5,000   | 5,200  | 5,200  | 7,000  | DD-10344 | DD-08996       | 0     | PUERTA T DER | SOLAR, FIJA, CORR PTA DE CARGA    | 97-02 | EXTENDED/VAN      | 23.8X50.3 |
| 2,400   | 2,600  | 2,600  | 4,500  | DD-10345 | DD-08997       | 0     | PUERTA T DER | SOLAR, FIJA, CORR PTA DE CARGA    | 97-02 | EXTENDED/VAN      | 23.5X25.4 |
| 2,400   | 2,600  | 2,600  | 4,500  | DD-10346 | DD-08998       | 1     | PUERTA T DER | SOL,TRAS,MOVI,PTA CARGA           | 97-02 | EXTENDED/VAN      | 23.5X25.0 |
| 3,400   | 3,600  | 3,600  | 6,500  | DD-10347 |                | 0     | PUERTA T IZQ | SOLAR,FIJO, LADO, FRONTAL         | 97-02 | EXTENDED/VAN      | 23.5X25.5 |
| 3,400   | 3,600  | 3,600  | 6,500  | DD-10348 |                | 1     | PUERTA T IZQ | SOLAR,TRASERA,CUERPO LADO,MOV     | 97-02 | EXTENDED/VAN      | 25.5X28.5 |
| 3,400   | 3,600  | 3,600  | 6,500  | DD-10349 | DD-09001       | 1     | PUERTA T DER | SOLAR, BISAGRA PTA BANDERA MOV    | 97-02 | EXTENDED/VAN      | 23.5X25.5 |
| 3,400   | 3,600  | 3,600  | 6,500  | DD-10350 |                | 1     | PUERTA T IZQ | SOLAR, BISAGRA PTA BANDERA MOV    | 97-02 | EXTENDED/VAN      | 23.5X28.5 |
| 3,300   | 3,500  | 3,500  | 6,500  | DD-10351 | DD-09002       | 1     | PUERTA T DER | SOLAR, BISAGRA PTA BANDERA MOV    | 03-16 | VAN               | 21.5X23.5 |
| 3,300   | 3,500  | 3,500  | 6,500  | DD-10352 |                | 1     | PUERTA T IZQ | SOLAR, BISAGRA PTA BANDERA MOV    | 03-16 | VAN               | 21.5X23.5 |
| 3,300   | 3,500  | 3,500  | 6,500  | DD-10353 | DD-08999       | 0     | PUERTA T DER | SOLAR,FUJA,BISAGRA,PTA BAND FRONT | 03-16 | VAN               | 21.5X23.5 |
| 3,300   | 3,500  | 3,500  | 6,500  | DD-10354 |                | 0     | PUERTA T IZQ | SOLAR,FUJA,BISAGRA,PTA BAND FRONT | 03-16 | VAN               | 21.5X23.5 |
| 3,300   | 3,500  | 3,500  | 6,500  | DD-10355 | DD-09000       | 0     | PUERTA T DER | SOLAR,FUJA,BISAGRA,PTA BAND TRAS  | 03-16 | VAN               | 21.4X23.5 |
| 3,300   | 3,500  | 3,500  | 6,500  | DD-10356 |                | 0     | PUERTA T IZQ | SOLAR,FUJA,BISAGRA,PTA BAND TRAS  | 03-16 | VAN               | 21.4X23.5 |
| 11,800  | 12,000 | 12,000 | 15,000 | DQ-09005 | DQ-10365       | 0     | CUARTO T DER | SOLAR, CORTO                      | 97-02 | VAN               | 23.5X54.8 |
| 11,800  | 12,000 | 12,000 | 15,000 | DQ-09007 | DQ-10367       | 0     | CUARTO T IZQ | SOLAR, CORTO                      | 97-02 | VAN               | 23.5X54.8 |
| 11,800  | 12,000 | 12,000 | 15,000 | DQ-09008 | DQ-10366       | 0     | CUARTO T IZQ | SOL, TRASERO A/C, CORTO           | 97-02 | VAN               | 23.5X54.8 |
| 3,800   | 4,000  | 4,000  | 7,000  | DB-09013 | DB-10361       | 3     | MEDALLON DER | SOLAR, MOVIBLE                    | 97-02 | EXTENDED VAN/ VAN | 24.3X27.5 |
| 3,800   | 4,000  | 4,000  | 7,000  | DB-09014 | DB-10362       | 3     | MEDALLON IZQ | SOLAR, MOVIBLE                    | 97-02 | EXTENDED VAN/ VAN | 24.3X27.5 |
| 3,800   | 4,000  | 4,000  | 7,000  | DB-09634 | DB-10359       | 0     | MEDALLON DER | DEF, SOL, ESTACIONARIO            | 97-02 | EXTENDED VAN/ VAN | 24.3X27.5 |
| 3,800   | 4,000  | 4,000  | 7,000  | DB-09635 | DB-10360       | 0     | MEDALLON IZQ | DEF, SOL, ESTACIONARIO            | 97-02 | EXTENDED VAN/ VAN | 24.3X27.5 |
| 3,800   | 4,000  | 4,000  | 7,000  | DB-09636 | DB-10363       | 3     | MEDALLON DER | DEFROSTER, SOLAR, MOVIBLE         | 97-02 | EXTENDED VAN/ VAN | 24.3X27.5 |
| 3,800   | 4,000  | 4,000  | 7,000  | DB-09637 | DB-10364       | 3     | MEDALLON IZQ | DEFROSTER, SOLAR, MOVIBLE         | 97-02 | EXTENDED VAN/ VAN | 24.3X27.5 |



INDUSTRIA DE CRISTAL TEMPLADO, SA DE CV



CHEVROLET



| CL   | TX      | GRIS   | PRIV   | CLAVE    | EQUIVALENCIA Ø | PARTE        | ACCESORIOS     | MODELO                               | TIPO         | MEDIDAS           |           |
|--|---------|--------|--------|----------|----------------|--------------|----------------|--------------------------------------|--------------|-------------------|-----------|
| <b>EXPRESS VAN 97-02 EXTENDED PASAJEROS/CARGA (GMC SAVANA 97-02)</b> |         |        |        |          |                |              |                |                                      |              |                   |           |
|  | COTIZAR |        |        | DW-01265 | 0              | PARABRISA    | SOLAR, SOPORTE | 97-02                                | EXTENDED/VAN | 39.0X73.0         |           |
|  | COTIZAR |        |        | DW-01266 | 0              | PARABRISA    | SOLAR, SOPORTE | 97-02                                | EXTENDED/VAN | 39.0X73.0         |           |
| 2,800  | 3,000   | -      | -      | DD-08994 | 0              | PUERTA D DER | SOLAR          | 97-02                                | EXTENDED/VAN | 26.0X31.6         |           |
| 2,800  | 3,000   | -      | -      | DD-08995 | 0              | PUERTA D IZQ | SOLAR          | 97-02                                | EXTENDED/VAN | 26.0X31.6         |           |
| 5,000  | 5,200   | 5,200  | 7,000  | DD-10344 | DD-08996       | 0            | PUERTA T DER   | SOLAR, FIJA, CORR PTA DE CARGA       | 97-02        | EXTENDED/VAN      | 23.8X50.3 |
| 2,400  | 2,600   | 2,600  | 4,500  | DD-10345 | DD-08997       | 0            | PUERTA T DER   | SOLAR, FIJA, CORR PTA DE CARGA       | 97-02        | EXTENDED/VAN      | 23.5X25.4 |
| 2,400  | 2,600   | 2,600  | 4,500  | DD-10346 | DD-08998       | 1            | PUERTA T DER   | SOL, TRAS, MOVI, PTA CARGA           | 97-02        | EXTENDED/VAN      | 23.5X25.0 |
| 3,400  | 3,600   | 3,600  | 6,500  | DD-10347 |                | 0            | PUERTA T IZQ   | SOLAR, FIJO, LADO, FRONTAL           | 97-02        | EXTENDED/VAN      | 23.5X25.5 |
| 3,400  | 3,600   | 3,600  | 6,500  | DD-10348 |                | 1            | PUERTA T IZQ   | SOLAR, TRASERA, CUERPO LADO, MOV     | 97-02        | EXTENDED/VAN      | 25.5X28.5 |
| 3,400  | 3,600   | 3,600  | 6,500  | DD-10349 | DD-09001       | 1            | PUERTA T DER   | SOLAR, BISAGRA PTA BANDERA MOV       | 97-02        | EXTENDED/VAN      | 23.5X25.5 |
| 3,400  | 3,600   | 3,600  | 6,500  | DD-10350 |                | 1            | PUERTA T IZQ   | SOLAR, BISAGRA PTA BANDERA MOV       | 97-02        | EXTENDED/VAN      | 23.5X28.5 |
| 3,300  | 3,500   | 3,500  | 6,500  | DD-10351 | DD-09002       | 1            | PUERTA T DER   | SOLAR, BISAGRA PTA BANDERA MOV       | 03-16        | VAN               | 21.5X23.5 |
| 3,300  | 3,500   | 3,500  | 6,500  | DD-10352 |                | 1            | PUERTA T IZQ   | SOLAR, BISAGRA PTA BANDERA MOV       | 03-16        | VAN               | 21.5X23.5 |
| 3,300  | 3,500   | 3,500  | 6,500  | DD-10353 | DD-08999       | 0            | PUERTA T DER   | SOLAR, FIJA, BISAGRA, PTA BAND FRONT | 03-16        | VAN               | 21.5X23.5 |
| 3,300  | 3,500   | 3,500  | 6,500  | DD-10354 |                | 0            | PUERTA T IZQ   | SOLAR, FIJA, BISAGRA, PTA BAND FRONT | 03-16        | VAN               | 21.5X23.5 |
| 3,300  | 3,500   | 3,500  | 6,500  | DD-10355 | DD-09000       | 0            | PUERTA T DER   | SOLAR, FIJA, BISAGRA, PTA BAND TRAS  | 03-16        | VAN               | 21.4X23.5 |
| 3,300  | 3,500   | 3,500  | 6,500  | DD-10356 |                | 0            | PUERTA T IZQ   | SOLAR, FIJA, BISAGRA, PTA BAND TRAS  | 03-16        | VAN               | 21.4X23.5 |
| 14,800   | 15,000  | 15,000 | 17,000 | DQ-09006 | DQ-10368       | 0            | CUARTO T DER   | LARGA, SOLAR                         | 97-02        | EXTENDED VAN      | 23.7X72.9 |
| 14,800   | 15,000  | 15,000 | 17,000 | DQ-09009 | DQ-10370       | 0            | CUARTO T IZQ   | SOLAR, LARGA                         | 97-02        | EXTENDED/VAN      | 23.7X72.9 |
| 14,800   | 15,000  | 15,000 | 17,000 | DQ-09010 | DQ-10369       | 0            | CUARTO T IZQ   | SOLAR, TRASERO A/C, LARGA            | 97-02        | EXTENDED VAN      | 23.7X72.9 |
| 3,800  | 4,000   | 4,000  | 7,000  | DB-09011 | DB-10357       | 0            | MEDALLON DER   | SOLAR, ESTACIONARIO                  | 97-02        | EXTENDED VAN/ VAN | 24.3X27.5 |
| 3,800  | 4,000   | 4,000  | 7,000  | DB-09012 | DB-10358       | 0            | MEDALLON IZQ   | SOLAR, ESTACIONARIO                  | 97-02        | EXTENDED VAN/ VAN | 24.3X27.5 |
| 3,800  | 4,000   | 4,000  | 7,000  | DB-09013 | DB-10361       | 3            | MEDALLON DER   | SOLAR, MOVIBLE                       | 97-02        | EXTENDED VAN/ VAN | 24.3X27.5 |
| 3,800  | 4,000   | 4,000  | 7,000  | DB-09014 | DB-10362       | 3            | MEDALLON IZQ   | SOLAR, MOVIBLE                       | 97-02        | EXTENDED VAN/ VAN | 24.3X27.5 |
| 3,800  | 4,000   | 4,000  | 7,000  | DB-09634 | DB-10359       | 0            | MEDALLON DER   | DEF, SOL, ESTACIONARIO               | 97-02        | EXTENDED VAN/ VAN | 24.3X27.5 |
| 3,800  | 4,000   | 4,000  | 7,000  | DB-09635 | DB-10360       | 0            | MEDALLON IZQ   | DEF, SOL, ESTACIONARIO               | 97-02        | EXTENDED VAN/ VAN | 24.3X27.5 |
| 3,800  | 4,000   | 4,000  | 7,000  | DB-09636 | DB-10363       | 3            | MEDALLON DER   | DEFROSTER, SOLAR, MOVIBLE            | 97-02        | EXTENDED VAN/ VAN | 24.3X27.5 |
| 3,800  | 4,000   | 4,000  | 7,000  | DB-09637 | DB-10364       | 3            | MEDALLON IZQ   | DEFROSTER, SOLAR, MOVIBLE            | 97-02        | EXTENDED VAN/ VAN | 24.3X27.5 |



INDUSTRIA DE CRISTAL TEMPLADO, SA DE CV



CHEVROLET



| CL  | TX     | GRIS   | PRIV   | CLAVE    | EQUIVALENCIA Ø | PARTE          | ACCESORIOS                           | MODELO | TIPO         | MEDIDAS   |
|---|--------|--------|--------|----------|----------------|----------------|--------------------------------------|--------|--------------|-----------|
| <b>EXPRESS VAN 03-16 STANDARD PASAJEROS/CARGA</b> |        |        |        |          |                |                |                                      |        |              |           |
| (GMC SAVANA 03-16)                                |        |        |        |          |                |                |                                      |        |              |           |
|   |        |        |        | DW-01265 |                | 0 PARABRISA    | SOLAR, SOPORTE                       | 00-06  | VAN          | 39.0X73.0 |
|   |        |        |        | DW-01266 |                | 0 PARABRISA    | SOLAR, SOPORTE                       | 00-06  | VAN          | 39.0X73.0 |
|   |        |        |        | DW-01580 |                | 0 PARABRISA    | SOL, SOPORTE, TERC VIS               | 04-16  | VAN          | 39.0X73.3 |
|   |        |        |        | DW-01581 |                | 0 PARABRISA    | SOL, SOPORTE, TERC VIS               | 04-16  | VAN          | 39.0X73.3 |
|   |        |        |        | DW-01989 |                | 0 PARABRISA    | SOLAR, TERCER VISOR                  | 13-16  | VAN          | 39.0X73.3 |
| 2,800   | 3,000  | -      | -      | DD-08994 |                | 0 PUERTA D DER | SOLAR                                | 03-16  | VAN          | 26.0X31.6 |
| 2,800   | 3,000  | -      | -      | DD-08995 |                | 0 PUERTA D IZQ | SOLAR                                | 03-16  | VAN          | 26.0X31.6 |
| 5,000   | 5,200  | 5,200  | 7,000  | DD-10344 | DD-08996       | 0 PUERTA T DER | SOLAR, FIJA, CORR PTA DE CARGA       | 97-02  | EXTENDED/VAN | 23.8X50.3 |
| 2,400   | 2,600  | 2,600  | 4,500  | DD-10345 | DD-08997       | 0 PUERTA T DER | SOLAR, FIJA, CORR PTA DE CARGA       | 97-02  | EXTENDED/VAN | 23.5X25.4 |
| 2,400   | 2,600  | 2,600  | 4,500  | DD-10346 | DD-08998       | 1 PUERTA T DER | SOL, TRAS, MOVI, PTA CARGA           | 97-02  | EXTENDED/VAN | 23.5X25.0 |
| 3,400   | 3,600  | 3,600  | 6,500  | DD-10347 |                | 0 PUERTA T IZQ | SOLAR, FIJO, LADO, FRONTAL           | 97-02  | EXTENDED/VAN | 23.5X25.5 |
| 3,400   | 3,600  | 3,600  | 6,500  | DD-10348 |                | 1 PUERTA T IZQ | SOLAR, TRASERA, CUERPO LADO, MOV     | 97-02  | EXTENDED/VAN | 25.5X28.5 |
| 3,400   | 3,600  | 3,600  | 6,500  | DD-10349 | DD-09001       | 1 PUERTA T DER | SOLAR, BISAGRA PTA BANDERA MOV       | 97-02  | EXTENDED/VAN | 23.5X25.5 |
| 3,400   | 3,600  | 3,600  | 6,500  | DD-10350 |                | 1 PUERTA T IZQ | SOLAR, BISAGRA PTA BANDERA MOV       | 97-02  | EXTENDED/VAN | 23.5X28.5 |
| 3,300   | 3,500  | 3,500  | 6,500  | DD-10351 | DD-09002       | 1 PUERTA T DER | SOLAR, BISAGRA PTA BANDERA MOV       | 03-16  | VAN          | 21.5X23.5 |
| 3,300   | 3,500  | 3,500  | 6,500  | DD-10352 |                | 1 PUERTA T IZQ | SOLAR, BISAGRA PTA BANDERA MOV       | 03-16  | VAN          | 21.5X23.5 |
| 3,300   | 3,500  | 3,500  | 6,500  | DD-10353 | DD-08999       | 0 PUERTA T DER | SOLAR, FIJA, BISAGRA, PTA BAND FRONT | 03-16  | VAN          | 21.5X23.5 |
| 3,300   | 3,500  | 3,500  | 6,500  | DD-10354 |                | 0 PUERTA T IZQ | SOLAR, FIJA, BISAGRA, PTA BAND FRONT | 03-16  | VAN          | 21.5X23.5 |
| 3,300   | 3,500  | 3,500  | 6,500  | DD-10355 | DD-09000       | 0 PUERTA T DER | SOLAR, FIJA, BISAGRA, PTA BAND TRAS  | 03-16  | VAN          | 21.4X23.5 |
| 3,300   | 3,500  | 3,500  | 6,500  | DD-10356 |                | 0 PUERTA T IZQ | SOLAR, FIJA, BISAGRA, PTA BAND TRAS  | 03-16  | VAN          | 21.4X23.5 |
| 3,300   | 3,500  | 3,500  | 6,500  | DD-11430 |                | 0 PUERTA T DER | LAM, SOL, ESTA, PTA CAR DES          | 03-16  | VAN          | 23.5X25.4 |
| 11,800  | 12,000 | 12,000 | 15,000 | DQ-09005 | DQ-10365       | 0 CUARTO T DER | SOLAR, CORTO                         | 07-16  | VAN          | 23.5X54.8 |
| 11,800  | 12,000 | 12,000 | 15,000 | DQ-09007 | DQ-10367       | 0 CUARTO T IZQ | SOLAR, CORTO                         | 03-16  | VAN          | 23.5X54.8 |
| 11,800  | 12,000 | 12,000 | 15,000 | DQ-09008 | DQ-10366       | 0 CUARTO T IZQ | SOLAR, TRASERO A/C, CORTO            | 03-16  | VAN          | 23.5X54.8 |
| 11,800  | 12,000 | 12,000 | 15,000 | DQ-10373 | DQ-11426       | 0 CUARTO T IZQ | SOLAR, 60-40                         | 06-16  | VAN          | 23.5X54.8 |
| 11,800  | 12,000 | 12,000 | 15,000 | DQ-10374 | DQ-11427       | 0 CUARTO T IZQ | SOLAR, TRASERO A/C, 60-40            | 06-16  | VAN          | 23.5X54.8 |
| 3,800   | 4,000  | 4,000  | 7,000  | DB-09011 | DB-10357       | 0 MEDALLON DER | SOLAR, ESTACIONARIO                  | 03-16  | VAN          | 24.3X27.5 |
| 3,800   | 4,000  | 4,000  | 7,000  | DB-09012 | DB-10358       | 0 MEDALLON IZQ | SOLAR, ESTACIONARIO                  | 03-16  | VAN          | 24.3X27.5 |
| 3,800   | 4,000  | 4,000  | 7,000  | DB-09013 | DB-10361       | 3 MEDALLON DER | SOLAR, MOVIBLE, DB-11383             | 03-16  | VAN          | 24.3X27.5 |
| 3,800   | 4,000  | 4,000  | 7,000  | DB-09014 | DB-10362       | 3 MEDALLON IZQ | SOLAR, MOVIBLE, DB-11384             | 03-16  | VAN          | 24.3X27.5 |
| 3,800   | 4,000  | 4,000  | 7,000  | DB-09634 | DB-10359       | 0 MEDALLON DER | DEF, SOL, ESTACIONARIO               | 03-16  | VAN          | 24.3X27.5 |
| 3,800   | 4,000  | 4,000  | 7,000  | DB-09635 | DB-10360       | 0 MEDALLON IZQ | DEF, SOL, ESTACIONARIO               | 03-16  | VAN          | 24.3X27.5 |
| 3,800   | 4,000  | 4,000  | 7,000  | DB-09636 | DB-10363       | 3 MEDALLON DER | DEFROSTER, SOLAR, MOVIBLE            | 03-12  | VAN          | 24.3X27.5 |
| 3,800   | 4,000  | 4,000  | 7,000  | DB-09637 | DB-10364       | 3 MEDALLON IZQ | DEFROSTER, SOLAR, MOVIBLE            | 03-12  | VAN          | 24.3X27.5 |



INDUSTRIA DE CRISTAL TEMPLADO, SA DE CV



CHEVROLET



| CL   | TX     | GRIS   | PRIV   | CLAVE    | EQUIVALENCIA Ø | PARTE          | ACCESORIOS                           | MODELO | TIPO         | MEDIDAS   |
|--|--------|--------|--------|----------|----------------|----------------|--------------------------------------|--------|--------------|-----------|
| <b>EXPRESS VAN 03-16 EXTENDED PASAJEROS/CARGA</b> (GMC SAVANA 03-16) |        |        |        |          |                |                |                                      |        |              |           |
|  |        |        |        | DW-01265 |                | 0 PARABRISA    | SOLAR, SOPORTE                       | 00-06  | EXTENDED VAN | 39.0X73.0 |
|  |        |        |        | DW-01266 |                | 0 PARABRISA    | SOLAR, SOPORTE                       | 00-06  | EXTENDED VAN | 39.0X73.0 |
|  |        |        |        | DW-01580 |                | 0 PARABRISA    | SOL, SOPORTE, TERC VIS               | 04-16  | EXTENDED VAN | 39.0X73.3 |
|  |        |        |        | DW-01581 |                | 0 PARABRISA    | SOL, SOPORTE, TERC VIS               | 04-16  | EXTENDED VAN | 39.0X73.3 |
|  |        |        |        | DW-01989 |                | 0 PARABRISA    | SOLAR, TERCER VISOR                  | 13-16  | EXTENDED VAN | 39.0X73.3 |
| 2,800  | 3,000  | -      | -      | DD-08994 |                | 0 PUERTA D DER | SOLAR                                | 03-16  | EXTENDED VAN | 26.0X31.6 |
| 2,800  | 3,000  | -      | -      | DD-08995 |                | 0 PUERTA D IZQ | SOLAR                                | 03-16  | EXTENDED VAN | 26.0X31.6 |
| 5,000  | 5,200  | 5,200  | 7,000  | DD-10344 | DD-08996       | 0 PUERTA T DER | SOLAR, FIJA, CORR PTA DE CARGA       | 97-02  | EXTENDED/VAN | 23.8X50.3 |
| 2,400  | 2,600  | 2,600  | 4,500  | DD-10345 | DD-08997       | 0 PUERTA T DER | SOLAR, FIJA, CORR PTA DE CARGA       | 97-02  | EXTENDED/VAN | 23.5X25.4 |
| 2,400  | 2,600  | 2,600  | 4,500  | DD-10346 | DD-08998       | 1 PUERTA T DER | SOL, TRAS, MOVI, PTA CARGA           | 97-02  | EXTENDED/VAN | 23.5X25.0 |
| 3,400  | 3,600  | 3,600  | 6,500  | DD-10347 |                | 0 PUERTA T IZQ | SOLAR, FIJO, LADO, FRONTAL           | 97-02  | EXTENDED/VAN | 23.5X25.5 |
| 3,400  | 3,600  | 3,600  | 6,500  | DD-10348 |                | 1 PUERTA T IZQ | SOLAR, TRASERA, CUERPO LADO, MOV     | 97-02  | EXTENDED/VAN | 25.5X28.5 |
| 3,400  | 3,600  | 3,600  | 6,500  | DD-10349 | DD-09001       | 1 PUERTA T DER | SOLAR, BISAGRA PTA BANDERA MOV       | 97-02  | EXTENDED/VAN | 23.5X25.5 |
| 3,400  | 3,600  | 3,600  | 6,500  | DD-10350 |                | 1 PUERTA T IZQ | SOLAR, BISAGRA PTA BANDERA MOV       | 97-02  | EXTENDED/VAN | 23.5X28.5 |
| 3,300  | 3,500  | 3,500  | 6,500  | DD-10351 | DD-09002       | 1 PUERTA T DER | SOLAR, BISAGRA PTA BANDERA MOV       | 03-16  | VAN          | 21.5X23.5 |
| 3,300  | 3,500  | 3,500  | 6,500  | DD-10352 |                | 1 PUERTA T IZQ | SOLAR, BISAGRA PTA BANDERA MOV       | 03-16  | VAN          | 21.5X23.5 |
| 3,300  | 3,500  | 3,500  | 6,500  | DD-10353 | DD-08999       | 0 PUERTA T DER | SOLAR, FIJA, BISAGRA, PTA BAND FRONT | 03-16  | VAN          | 21.5X23.5 |
| 3,300  | 3,500  | 3,500  | 6,500  | DD-10354 |                | 0 PUERTA T IZQ | SOLAR, FIJA, BISAGRA, PTA BAND FRONT | 03-16  | VAN          | 21.5X23.5 |
| 3,300  | 3,500  | 3,500  | 6,500  | DD-10355 | DD-09000       | 0 PUERTA T DER | SOLAR, FIJA, BISAGRA, PTA BAND TRAS  | 03-16  | VAN          | 21.4X23.5 |
| 3,300  | 3,500  | 3,500  | 6,500  | DD-10356 |                | 0 PUERTA T IZQ | SOLAR, FIJA, BISAGRA, PTA BAND TRAS  | 03-16  | VAN          | 21.4X23.5 |
| 14,800   | 15,000 | 15,000 | 17,000 | DQ-11428 |                | 0 CUARTO T DER | SOL, LAM, LARGO                      | 07-16  | EXTENDED VAN | 23.7X72.9 |
| 14,800   | 15,000 | 15,000 | 17,000 | DQ-11429 |                | 0 CUARTO T IZQ | SOL, LAM, TRASERO A/C, LARGA         | 07-16  | EXTENDED VAN | 23.7X72.9 |
| 3,800  | 4,000  | 4,000  | 7,000  | DB-09011 | DB-10357       | 0 MEDALLON DER | SOLAR, ESTACIONARIO                  | 03-16  | EXTENDED VAN | 24.3X27.5 |
| 3,800  | 4,000  | 4,000  | 7,000  | DB-09012 | DB-10358       | 0 MEDALLON IZQ | SOLAR, ESTACIONARIO                  | 03-16  | EXTENDED VAN | 24.3X27.5 |
| 3,800  | 4,000  | 4,000  | 7,000  | DB-09013 | DB-10361       | 3 MEDALLON DER | SOLAR, MOVIBLE, DB, 11383            | 03-16  | EXTENDED VAN | 24.3X27.5 |
| 3,800  | 4,000  | 4,000  | 7,000  | DB-09014 | DB-10362       | 3 MEDALLON IZQ | SOLAR, MOVIBLE, DB, 11384            | 03-16  | EXTENDED VAN | 24.3X27.5 |
| 3,800  | 4,000  | 4,000  | 7,000  | DB-09634 | DB-10359       | 0 MEDALLON DER | DEF, SOL, ESTACIONARIO               | 03-16  | EXTENDED VAN | 24.3X27.5 |
| 3,800  | 4,000  | 4,000  | 7,000  | DB-09635 | DB-10360       | 0 MEDALLON IZQ | DEF, SOL, ESTACIONARIO               | 03-16  | EXTENDED VAN | 24.3X27.5 |
| 3,800  | 4,000  | 4,000  | 7,000  | DB-09636 | DB-10363       | 3 MEDALLON DER | DEFROSTER, SOLAR, MOVIBLE            | 03-12  | EXTENDED VAN | 24.3X27.5 |
| 3,800  | 4,000  | 4,000  | 7,000  | DB-09637 | DB-10364       | 3 MEDALLON IZQ | DEFROSTER, SOLAR, MOVIBLE            | 03-12  | EXTENDED VAN | 24.3X27.5 |



CHEVROLET



| CL                                   | TX    | GRIS  | PRIV  | CLAVE    | EQUIVALENCIA Ø | PARTE        | ACCESORIOS          | MODELO | TIPO              | MEDIDAS   |
|--------------------------------------|-------|-------|-------|----------|----------------|--------------|---------------------|--------|-------------------|-----------|
| <b>HHR 06-11 HATCHBACK 4 PUERTAS</b> |       |       |       |          |                |              |                     |        |                   |           |
| COTIZAR                              |       |       |       | DW-01637 | 0              | PARABRISA    | SOLAR, TERCER VISOR | 06-11  | HATCHBACK 4 PTAS. | 29.2X55.8 |
| -                                    | 3,000 | -     | -     | DD-11040 | 0              | PUERTA D DER | SOLAR               | 06-11  | HATCHBACK 4 PTAS. | 22.0X27.5 |
| -                                    | 3,000 | -     | -     | DD-11041 | 0              | PUERTA D IZQ | SOLAR               | 06-11  | HATCHBACK 4 PTAS. | 22.0X27.5 |
| -                                    | 2,900 | 2,900 | 4,000 | DD-11042 | 0              | PUERTA T DER | SOLAR               | 06-11  | HATCHBACK 4 PTAS. | 20.5X21.5 |
| -                                    | 2,900 | 2,900 | 4,000 | DD-11043 | 0              | PUERTA T IZQ | SOLAR               | 06-11  | HATCHBACK 4 PTAS. | 20.5X21.5 |
| -                                    | 2,000 | 2,000 | 3,000 | DV-11044 | 0              | ALETA T DER  | SOLAR               | 06-11  | HATCHBACK 4 PTAS. | 6.0X16.0  |
| -                                    | 2,000 | 2,000 | 3,000 | DV-11045 | 0              | ALETA T IZQ  | SOLAR               | 06-11  | HATCHBACK 4 PTAS. | 6.0X16.0  |
| -                                    | 3,000 | 3,000 | 5,000 | DQ-11046 | 0              | CUARTO DER   | ENCAPSULADO, SOLAR  | 06-11  | HATCHBACK 4 PTAS. | 15.0X25.0 |
| -                                    | 3,000 | 3,000 | 5,000 | DQ-11047 | 0              | CUARTO IZQ   | ENCAPSULADO, SOLAR  | 06-11  | HATCHBACK 4 PTAS. | 15.0X25.0 |
| COTIZAR                              |       |       |       | DB-11048 | 0              | MEDALLON     | DEFROSTER, SOLAR    | 06-11  | HATCHBACK 4 PTAS. | 16.0X41.5 |

|   |       |   |   |          |   |             |                            |       |                       |           |
|---|-------|---|---|----------|---|-------------|----------------------------|-------|-----------------------|-----------|
| <b>IMPALA SUPER SPORT 65-66 HARDTOP 2 PUERTAS</b> |       |   |   |          |   |             |                            |       |                       |           |
| COTIZAR   |       |   |   | DW-00660 | 0 | PARABRISA   | IMPALA SUPER SPORT/CAPRICE | 65-66 | HT 2 PTAS./HT 4 PTAS. | 28.0X68.0 |
| 2,000   | 2,200 | - | - | DV-03405 | 3 | ALETA D DER | IMPALA SUPER SPORT/CAPRICE | 65-66 | HT 2 PTAS./HT 4 PTAS. | 6.0X18.0  |
| 2,000   | 2,200 | - | - | DV-03406 | 3 | ALETA D IZQ | IMPALA SUPER SPORT/CAPRICE | 65-66 | HT 2 PTAS./HT 4 PTAS. | 6.0X18.0  |
| 6,000   | 6,200 | - | - | DD-03412 | 3 | PUERTA DER  | IMPALA SUPER SPORT         | 65-66 | HARDTOP 2 PTAS.       | 18.0X36.0 |
| 6,000   | 6,200 | - | - | DD-03413 | 3 | PUERTA IZQ  | IMPALA SUPER SPORT         | 65-66 | HARDTOP 2 PTAS.       | 18.0X36.0 |
| 6,000   | 6,200 | - | - | DD-03659 | 3 | PUERTA DER  | IMPALA SUPER SPORT         | 65-66 | HARDTOP 2 PTAS.       | 18.0X36.0 |
| 6,000   | 6,200 | - | - | DD-03660 | 3 | PUERTA IZQ  | IMPALA SUPER SPORT         | 65-66 | HARDTOP 2 PTAS.       | 18.0X36.0 |
| 5,000   | 5,200 | - | - | DQ-03476 | 3 | CUARTO DER  | IMPALA SUPER SPORT         | 65-66 | HARDTOP 2 PTAS.       | 16.0X28.0 |
| 5,000   | 5,200 | - | - | DQ-03477 | 3 | CUARTO IZQ  | IMPALA SUPER SPORT         | 65-66 | HARDTOP 2 PTAS.       | 16.0X28.0 |
| COTIZAR   |       |   |   | DB-03475 | 0 | MEDALLON    | IMPALA SUPER SPORT         | 65-66 | HARDTOP 2 PTAS.       | 30.0X52.0 |

|   |       |   |   |          |   |              |                            |       |                       |           |
|---|-------|---|---|----------|---|--------------|----------------------------|-------|-----------------------|-----------|
| <b>IMPALA CAPRICE 65-66 HARDTOP 4 PUERTAS</b> |       |   |   |          |   |              |                            |       |                       |           |
| COTIZAR                                       |       |   |   | DW-00660 | 0 | PARABRISA    | IMPALA SUPER SPORT/CAPRICE | 65-66 | HT 4 PTAS./HT 2 PTAS. | 28.0X68.0 |
| 2,000   | 2,200 | - | - | DV-03405 | 3 | ALETA D DER  | IMPALA SUPER SPORT/CAPRICE | 65-66 | HT 4 PTAS./HT 2 PTAS. | 6.0X18.0  |
| 2,000   | 2,200 | - | - | DV-03406 | 3 | ALETA D IZQ  | IMPALA SUPER SPORT/CAPRICE | 65-66 | HT 4 PTAS./HT 2 PTAS. | 6.0X18.0  |
| 5,600   | 5,800 | - | - | DD-03418 | 2 | PUERTA D DER | IMPALA/CAPRICE             | 65-66 | HARDTOP 4 PTAS.       | 18.0x28.0 |
| 5,600   | 5,800 | - | - | DD-03419 | 2 | PUERTA D IZQ | IMPALA/CAPRICE             | 65-66 | HARDTOP 4 PTAS.       | 18.0x28.0 |
| 5,600   | 5,800 | - | - | DD-03661 | 2 | PUERTA D DER | IMPALA/CAPRICE             | 65-66 | HARDTOP 4 PTAS.       | 18.0x28.0 |
| 5,600   | 5,800 | - | - | DD-03662 | 2 | PUERTA D IZQ | IMPALA/CAPRICE             | 65-66 | HARDTOP 4 PTAS.       | 18.0x28.0 |
| 5,500   | 5,700 | - | - | DD-03482 | 3 | PUERTA T DER | IMPALA/CAPRICE             | 65-66 | HARDTOP 4 PTAS.       | 18.0X32.0 |
| 5,500   | 5,700 | - | - | DD-03483 | 3 | PUERTA T IZQ | IMPALA/CAPRICE             | 65-66 | HARDTOP 4 PTAS.       | 18.0X32.0 |
| COTIZAR                                       |       |   |   | DB-03425 | 0 | MEDALLON     | IMPALA/CAPRICE             | 65-66 | HARDTOP 4 PTAS.       | 24.0X62.0 |



CHEVROLET



| CL                                  | TX      | GRIS | PRIV | CLAVE    | EQUIVALENCIA Ø | PARTE | ACCESORIOS   | MODELO         | TIPO  | MEDIDAS               |           |
|-------------------------------------|---------|------|------|----------|----------------|-------|--------------|----------------|-------|-----------------------|-----------|
| <b>IMPALA 65-66 SEDAN 4 PUERTAS</b> |         |      |      |          |                |       |              |                |       |                       |           |
|                                     | COTIZAR |      |      | DW-00661 |                | 0     | PARABRISA    | IMPALA/CAPRICE | 65-66 | SD 4 PTAS./GY 4 PTAS. | 30.0X68.0 |
| 2,000                               | 2,200   | -    | -    | DV-03435 |                | 0     | ALETA D DER  | IMPALA/CAPRICE | 65-66 | SD 4 PTAS./GY 4 PTAS. | 6.0X18.0  |
| 2,000                               | 2,200   | -    | -    | DV-03436 |                | 0     | ALETA D IZQ  | IMPALA/CAPRICE | 65-66 | SD 4 PTAS./GY 4 PTAS. | 6.0X18.0  |
| 5,600                               | 5,800   | -    | -    | DD-03437 |                | 0     | PUERTA D DER | IMPALA/CAPRICE | 65-66 | SD 4 PTAS./GY 4 PTAS. | 16.0X28.0 |
| 5,600                               | 5,800   | -    | -    | DD-03438 |                | 0     | PUERTA D IZQ | IMPALA/CAPRICE | 65-66 | SD 4 PTAS./GY 4 PTAS. | 16.0X28.0 |
| 5,500                               | 5,700   | -    | -    | DD-08484 |                | 0     | PUERTA T DER | IMPALA/CAPRICE | 65-66 | SEDAN 4 PTAS.         | 16.0X30.0 |
| 5,500                               | 5,700   | -    | -    | DD-08485 |                | 0     | PUERTA T IZQ | IMPALA/CAPRICE | 65-66 | SEDAN 4 PTAS.         | 16.0X30.0 |
|                                     | COTIZAR |      |      | DB-03441 |                | 0     | MEDALLON     | IMPALA/CAPRICE | 65-66 | SEDAN 4 PTAS.         | 24.0X60.0 |

|  |         |   |   |          |  |   |              |                |       |                       |           |
|--|---------|---|---|----------|--|---|--------------|----------------|-------|-----------------------|-----------|
| <b>IMPALA/CAPRICE 65-66 GUAYIN 4 PUERTAS</b> |         |   |   |          |  |   |              |                |       |                       |           |
|  | COTIZAR |   |   | DW-00661 |  | 0 | PARABRISA    | IMPALA/CAPRICE | 65-66 | GY 4 PTAS./SD 4 PTAS. | 30.0X68.0 |
| 2,000  | 2,200   | - | - | DV-03435 |  | 0 | ALETA D DER  | IMPALA/CAPRICE | 65-66 | GY 4 PTAS./SD 4 PTAS. | 6.0X18.0  |
| 2,000  | 2,200   | - | - | DV-03436 |  | 0 | ALETA D IZQ  | IMPALA/CAPRICE | 65-66 | GY 4 PTAS./SD 4 PTAS. | 6.0X18.0  |
| 5,600  | 5,800   | - | - | DD-03437 |  | 0 | PUERTA D DER | IMPALA/CAPRICE | 65-66 | GY 4 PTAS./SD 4 PTAS. | 16.0X28.0 |
| 5,600  | 5,800   | - | - | DD-03438 |  | 0 | PUERTA D IZQ | IMPALA/CAPRICE | 65-66 | GY 4 PTAS./SD 4 PTAS. | 16.0X28.0 |
| 5,500  | 5,700   | - | - | DD-03486 |  | 0 | PUERTA T DER | IMPALA/CAPRICE | 65-66 | GUAYIN 4 PTAS.        | 16.0X30.0 |
| 5,500  | 5,700   | - | - | DD-03487 |  | 0 | PUERTA T IZQ | IMPALA/CAPRICE | 65-66 | GUAYIN 4 PTAS.        | 16.0X30.0 |
|  | COTIZAR |   |   | DQ-03488 |  | 0 | CUARTO T DER | IMPALA/CAPRICE | 65-66 | GUAYIN 4 PTAS.        | 14.0X66.0 |
|  | COTIZAR |   |   | DQ-03489 |  | 0 | CUARTO T IZQ | IMPALA/CAPRICE | 65-66 | GUAYIN 4 PTAS.        | 14.0X66.0 |
|  | COTIZAR |   |   | DB-03490 |  | 0 | MEDALLON     | IMPALA/CAPRICE | 65-66 | GUAYIN 4 PTAS.        | 20.0X54.0 |

|   |         |   |   |          |  |   |             |                            |       |                       |           |
|---|---------|---|---|----------|--|---|-------------|----------------------------|-------|-----------------------|-----------|
| <b>IMPALA SUPER SPORT 67-68 HARDTOP 2 PUERTAS</b> |         |   |   |          |  |   |             |                            |       |                       |           |
|   | COTIZAR |   |   | DW-00660 |  | 0 | PARABRISA   | IMPALA SUPER SPORT/CAPRICE | 65-66 | HT 2 PTAS./HT 4 PTAS. | 28.0X68.0 |
| 2,000   | 2,200   | - | - | DV-03405 |  | 3 | ALETA D DER | IMPALA SUPER SPORT/CAPRICE | 65-66 | HT 2 PTAS./HT 4 PTAS. | 6.0X18.0  |
| 2,000   | 2,200   | - | - | DV-03406 |  | 3 | ALETA D IZQ | IMPALA SUPER SPORT/CAPRICE | 65-66 | HT 2 PTAS./HT 4 PTAS. | 6.0X18.0  |
| 6,000   | 6,200   | - | - | DD-03766 |  | 3 | PUERTA DER  | IMPALA SUPER SPORT         | 65-66 | HARDTOP 2 PTAS.       | 18.0X36.0 |
| 6,000   | 6,200   | - | - | DD-03767 |  | 3 | PUERTA IZQ  | IMPALA SUPER SPORT         | 65-66 | HARDTOP 2 PTAS.       | 18.0X36.0 |
| 5,000   | 5,200   | - | - | DQ-03821 |  | 4 | CUARTO DER  | IMPALA SUPER SPORT         | 65-66 | HARDTOP 2 PTAS.       | 18.0X32.0 |
| 5,000   | 5,200   | - | - | DQ-03822 |  | 4 | CUARTO IZQ  | IMPALA SUPER SPORT         | 65-66 | HARDTOP 2 PTAS.       | 18.0X32.0 |
|   | COTIZAR |   |   | DB-03770 |  | 0 | MEDALLON    | IMPALA SUPER SPORT         | 65-66 | HARDTOP 2 PTAS.       | 30.0X52.0 |

|   |         |   |   |          |  |   |              |                            |       |                       |           |
|---|---------|---|---|----------|--|---|--------------|----------------------------|-------|-----------------------|-----------|
| <b>IMPALA/CAPRICE 67-68 HARDTOP 4 PUERTAS</b> |         |   |   |          |  |   |              |                            |       |                       |           |
|   | COTIZAR |   |   | DW-00660 |  | 0 | PARABRISA    | IMPALA SUPER SPORT/CAPRICE | 67-68 | HT 2 PTAS./HT 4 PTAS. | 28.0X68.0 |
| 2,000   | 2,200   | - | - | DV-03405 |  | 3 | ALETA D DER  | IMPALA SUPER SPORT/CAPRICE | 67-68 | HT 2 PTAS./HT 4 PTAS. | 6.0X18.0  |
| 2,000   | 2,200   | - | - | DV-03406 |  | 3 | ALETA D IZQ  | IMPALA SUPER SPORT/CAPRICE | 67-68 | HT 2 PTAS./HT 4 PTAS. | 6.0X18.0  |
| 5,600   | 5,800   | - | - | DD-03418 |  | 2 | PUERTA D DER | IMPALA/CAPRICE             | 67-68 | HARDTOP 4 PTAS.       | 18.0X28.0 |
| 5,600   | 5,800   | - | - | DD-03419 |  | 2 | PUERTA D IZQ | IMPALA/CAPRICE             | 67-68 | HARDTOP 4 PTAS.       | 18.0X28.0 |
| 5,600   | 5,800   | - | - | DD-03661 |  | 2 | PUERTA D DER | IMPALA/CAPRICE             | 67-68 | HARDTOP 4 PTAS.       | 18.0X28.0 |
| 5,600   | 5,800   | - | - | DD-03662 |  | 2 | PUERTA D IZQ | IMPALA/CAPRICE             | 67-68 | HARDTOP 4 PTAS.       | 18.0X28.0 |
| 5,500   | 5,700   | - | - | DD-03482 |  | 3 | PUERTA T DER | IMPALA/CAPRICE             | 67-68 | HARDTOP 4 PTAS.       | 18.0X32.0 |
| 5,500   | 5,700   | - | - | DD-03483 |  | 3 | PUERTA T IZQ | IMPALA/CAPRICE             | 67-68 | HARDTOP 4 PTAS.       | 18.0X32.0 |
|   | COTIZAR |   |   | DB-03425 |  | 0 | MEDALLON     | IMPALA/CAPRICE             | 67-68 | HARDTOP 4 PTAS.       | 24.0X62.0 |



INDUSTRIA DE CRISTAL TEMPLADO, SA DE CV



CHEVROLET



| CL                                  | TX      | GRIS | PRIV | CLAVE    | EQUIVALENCIA Ø | PARTE | ACCESORIOS   | MODELO         | TIPO  | MEDIDAS               |           |
|-------------------------------------|---------|------|------|----------|----------------|-------|--------------|----------------|-------|-----------------------|-----------|
| <b>IMPALA 67-68 SEDAN 4 PUERTAS</b> |         |      |      |          |                |       |              |                |       |                       |           |
|                                     | COTIZAR |      |      | DW-00661 |                | 0     | PARABRISA    | IMPALA/CAPRICE | 67-68 | SD 4 PTAS./GY 4 PTAS. | 30.0X68.0 |
| 2,000                               | 2,200   | -    | -    | DV-03435 |                | 0     | ALETA D DER  | IMPALA/CAPRICE | 67-68 | SD 4 PTAS./GY 4 PTAS. | 6.0X18.0  |
| 2,000                               | 2,200   | -    | -    | DV-03436 |                | 0     | ALETA D IZQ  | IMPALA/CAPRICE | 67-68 | SD 4 PTAS./GY 4 PTAS. | 6.0X18.0  |
| 5,600                               | 5,800   | -    | -    | DD-03437 |                | 0     | PUERTA D DER | IMPALA/CAPRICE | 67-68 | SD 4 PTAS./GY 4 PTAS. | 16.0X28.0 |
| 5,600                               | 5,800   | -    | -    | DD-03438 |                | 0     | PUERTA D IZQ | IMPALA/CAPRICE | 67-68 | SD 4 PTAS./GY 4 PTAS. | 16.0X28.0 |
| 5,500                               | 5,700   | -    | -    | DD-03829 |                | 0     | PUERTA T DER | IMPALA/CAPRICE | 67-68 | SEDAN 4 PTAS.         | 16.0X30.0 |
| 5,500                               | 5,700   | -    | -    | DD-03830 |                | 0     | PUERTA T IZQ | IMPALA/CAPRICE | 67-68 | SEDAN 4 PTAS.         | 16.0X30.0 |
|                                     | COTIZAR |      |      | DB-03780 |                | 0     | MEDALLON     | IMPALA/CAPRICE | 67-68 | SEDAN 4 PTAS.         | 26.0X60.0 |

|                                      |         |   |   |          |  |   |             |                |       |                       |           |
|--------------------------------------|---------|---|---|----------|--|---|-------------|----------------|-------|-----------------------|-----------|
| <b>IMPALA 67-78 GUAYIN 4 PUERTAS</b> |         |   |   |          |  |   |             |                |       |                       |           |
|                                      | COTIZAR |   |   | DW-00661 |  | 0 | PARABRISA   | IMPALA/CAPRICE | 67-68 | GY 4 PTAS./SD 4 PTAS. | 30.0X68.0 |
| 2,000                                | 2,200   | - | - | DV-03435 |  | 0 | ALETA D DER | IMPALA/CAPRICE | 67-68 | GY 4 PTAS./SD 4 PTAS. | 6.0X18.0  |

|                                      |         |   |   |          |  |   |              |                |       |                       |           |
|--------------------------------------|---------|---|---|----------|--|---|--------------|----------------|-------|-----------------------|-----------|
| <b>IMPALA 67-78 GUAYIN 4 PUERTAS</b> |         |   |   |          |  |   |              |                |       |                       |           |
| 2,000                                | 2,200   | - | - | DV-03436 |  | 0 | ALETA D IZQ  | IMPALA/CAPRICE | 67-68 | GY 4 PTAS./SD 4 PTAS. | 6.0X18.0  |
| 5,600                                | 5,800   | - | - | DD-03437 |  | 0 | PUERTA D DER | IMPALA/CAPRICE | 67-68 | GY 4 PTAS./SD 4 PTAS. | 16.0X28.0 |
| 5,600                                | 5,800   | - | - | DD-03438 |  | 0 | PUERTA D IZQ | IMPALA/CAPRICE | 67-68 | GY 4 PTAS./SD 4 PTAS. | 16.0X28.0 |
| 5,500                                | 5,700   | - | - | DD-03831 |  | 0 | PUERTA T DER | IMPALA/CAPRICE | 67-68 | GUAYIN 4 PTAS.        | 16.0X30.0 |
| 5,500                                | 5,700   | - | - | DD-03832 |  | 0 | PUERTA T IZQ | IMPALA/CAPRICE | 67-68 | GUAYIN 4 PTAS.        | 16.0X30.0 |
|                                      | COTIZAR |   |   | DQ-03488 |  | 0 | CUARTO T DER | IMPALA/CAPRICE | 67-68 | GUAYIN 4 PTAS.        | 14.0X66.0 |
|                                      | COTIZAR |   |   | DQ-03489 |  | 0 | CUARTO T IZQ | IMPALA/CAPRICE | 67-68 | GUAYIN 4 PTAS.        | 14.0X66.0 |
|                                      | COTIZAR |   |   | DB-03490 |  | 0 | MEDALLON     | IMPALA/CAPRICE | 67-68 | GUAYIN 4 PTAS.        | 20.0X54.0 |

|   |         |   |   |          |  |   |            |                           |       |                        |           |
|---|---------|---|---|----------|--|---|------------|---------------------------|-------|------------------------|-----------|
| <b>IMPALA CAPRICE CUSTOM 69-70 HARDTOP-COUCPE 2 PUERTAS</b> |         |   |   |          |  |   |            |                           |       |                        |           |
|   | COTIZAR |   |   | DW-00722 |  | 0 | PARABRISA  | IMPALA/CAPRICE            | 69-70 | HARDTOP-COUCPE 2 PTAS. | 28.0X68.0 |
|   | COTIZAR |   |   | DW-00749 |  | 0 | PARABRISA  | IMPALA CAPRICE (ANTENA)   | 69-70 | HARDTOP-COUCPE 2 PTAS. | 28.0X68.0 |
| 7,000   | 7,200   | - | - | DD-04146 |  | 7 | PUERTA DER | IMPALA/CAPRICE            | 69-70 | HARDTOP-COUCPE 2 PTAS. | 22.0X42.0 |
| 7,000   | 7,200   | - | - | DD-04147 |  | 7 | PUERTA IZQ | IMPALA/CAPRICE            | 69-70 | HARDTOP-COUCPE 2 PTAS. | 22.0X42.0 |
| 7,000   | 7,200   | - | - | DD-04301 |  | 7 | PUERTA DER | IMPALA/CAPRICE            | 69-70 | HARDTOP-COUCPE 2 PTAS. | 22.0X42.0 |
| 7,000   | 7,200   | - | - | DD-04302 |  | 7 | PUERTA IZQ | IMPALA/CAPRICE            | 69-70 | HARDTOP-COUCPE 2 PTAS. | 22.0X42.0 |
| 6,000   | 6,200   | - | - | DQ-04189 |  | 3 | CUARTO DER | IMPALA/CAPRICE            | 69-70 | HARDTOP-COUCPE 2 PTAS. | 18.0X26.0 |
| 6,000   | 6,200   | - | - | DQ-04190 |  | 3 | CUARTO IZQ | IMPALA/CAPRICE            | 69-70 | HARDTOP-COUCPE 2 PTAS. | 18.0X26.0 |
|   | COTIZAR |   |   | DB-04191 |  | 0 | MEDALLON   | IMPALA/CAPRICE            | 69-70 | HARDTOP-COUCPE 2 PTAS. | 22.0X62.0 |
|   | COTIZAR |   |   | DB-04270 |  | 0 | MEDALLON   | IMPALA/CAPRICE, DEFROSTER | 69-70 | HARDTOP-COUCPE 2 PTAS. | 22.0X62.0 |

|   |         |   |   |          |  |   |            |              |       |                        |           |
|---|---------|---|---|----------|--|---|------------|--------------|-------|------------------------|-----------|
| <b>IMPALA SPORT 69-70 HARDTOP 2 PUERTAS</b> |         |   |   |          |  |   |            |              |       |                        |           |
|   | COTIZAR |   |   | DW-00722 |  | 0 | PARABRISA  | IMPALA SPORT | 69-70 | HARDTOP-COUCPE 2 PTAS. | 28.0X68.0 |
| 7,000                                       | 7,200   | - | - | DD-04146 |  | 7 | PUERTA DER | IMPALA SPORT | 69-70 | HARDTOP-COUCPE 2 PTAS. | 22.0X42.0 |
| 7,000                                       | 7,200   | - | - | DD-04147 |  | 7 | PUERTA IZQ | IMPALA SPORT | 69-70 | HARDTOP-COUCPE 2 PTAS. | 22.0X42.0 |
| 7,000                                       | 7,200   | - | - | DD-04301 |  | 7 | PUERTA DER | IMPALA SPORT | 69-70 | HARDTOP 2 PTAS.        | 22.0X42.0 |
| 7,000                                       | 7,200   | - | - | DD-04302 |  | 7 | PUERTA IZQ | IMPALA SPORT | 69-70 | HARDTOP 2 PTAS.        | 22.0X42.0 |
| 6,000                                       | 6,200   | - | - | DQ-04192 |  | 3 | CUARTO DER | IMPALA SPORT | 69-70 | HARDTOP 2 PTAS.        | 18.0X26.0 |
| 6,000                                       | 6,200   | - | - | DQ-04193 |  | 3 | CUARTO IZQ | IMPALA SPORT | 69-70 | HARDTOP 2 PTAS.        | 18.0X26.0 |
|   | COTIZAR |   |   | DB-04150 |  | 0 | MEDALLON   | IMPALA SPORT | 69-70 | HARDTOP 2 PTAS.        | 22.0X54.0 |



CHEVROLET



| CL   | TX    | GRIS | PRIV | CLAVE    | EQUIVALENCIA Ø | PARTE | ACCESORIOS | MODELO       | TIPO                      | MEDIDAS |                 |           |
|--|-------|------|------|----------|----------------|-------|------------|--------------|---------------------------|---------|-----------------|-----------|
| <b>IMPALA /CAPRICE 69-70 HARDTOP 4 PUERTAS</b> |       |      |      |          |                |       |            |              |                           |         |                 |           |
|  |       |      |      | COTIZAR  | DW-00722       |       | 0          | PARABRISA    | IMPALA/CAPRICE            | 69-70   | HARDTOP 4 PTAS. | 28.0X68.0 |
|  |       |      |      | COTIZAR  | DW-00749       |       | 0          | PARABRISA    | IMPALA CAPRICE, ANTENA    | 69-70   | HARDTOP 4 PTAS. | 28.0X68.0 |
| 6,800  | 7,000 | -    | -    | DD-04151 |                | 7     |            | PUERTA D DER | IMPALA/CAPRICE            | 69-70   | HARDTOP 4 PTAS. | 24.0X36.0 |
| 6,800  | 7,000 | -    | -    | DD-04152 |                | 7     |            | PUERTA D IZQ | IMPALA/CAPRICE            | 69-70   | HARDTOP 4 PTAS. | 24.0X36.0 |
| 6,700  | 6,900 | -    | -    | DD-04153 |                | 7     |            | PUERTA T DER | IMPALA/CAPRICE            | 69-70   | HARDTOP 4 PTAS. | 22.0X32.0 |
| 6,700  | 6,900 | -    | -    | DD-04154 |                | 7     |            | PUERTA T IZQ | IMPALA/CAPRICE            | 69-70   | HARDTOP 4 PTAS. | 22.0X32.0 |
|  |       |      |      | COTIZAR  | DB-04155       |       | 0          | MEDALLON     | IMPALA/CAPRICE            | 69-70   | HARDTOP 4 PTAS. | 28.0X64.0 |
|  |       |      |      | COTIZAR  | DB-04291       |       | 0          | MEDALLON     | IMPALA/CAPRICE, DEFROSTER | 69-70   | HARDTOP 4 PTAS. | 28.0X64.0 |

|                                     |       |   |   |          |          |          |   |              |        |       |               |           |
|-------------------------------------|-------|---|---|----------|----------|----------|---|--------------|--------|-------|---------------|-----------|
| <b>IMPALA 69-70 SEDAN 4 PUERTAS</b> |       |   |   |          |          |          |   |              |        |       |               |           |
|                                     |       |   |   | COTIZAR  | DW-00723 | DW-00750 | 0 | PARABRISA    | IMPALA | 69-70 | SEDAN 4 PTAS. | 30.0X68.0 |
| 6,800                               | 7,000 | - | - | DD-04158 |          |          | 3 | PUERTA D DER | IMPALA | 69-70 | SEDAN 4 PTAS. | 20.0X36.0 |
| 6,800                               | 7,000 | - | - | DD-04159 |          |          | 3 | PUERTA D IZQ | IMPALA | 69-70 | SEDAN 4 PTAS. | 20.0X36.0 |
| 6,700                               | 6,900 | - | - | DD-04160 |          |          | 2 | PUERTA T DER | IMPALA | 69-70 | SEDAN 4 PTAS. | 18.0X30.0 |
| 6,700                               | 6,900 | - | - | DD-04161 |          |          | 2 | PUERTA T IZQ | IMPALA | 69-70 | SEDAN 4 PTAS. | 18.0X30.0 |
|                                     |       |   |   | COTIZAR  | DB-04162 |          | 0 | MEDALLON     | IMPALA | 69-70 | SEDAN 4 PTAS. | 24.0X60.0 |

|                                      |       |   |   |          |          |          |   |              |        |       |                |           |
|--------------------------------------|-------|---|---|----------|----------|----------|---|--------------|--------|-------|----------------|-----------|
| <b>IMPALA 69-70 GUAYIN 4 PUERTAS</b> |       |   |   |          |          |          |   |              |        |       |                |           |
|                                      |       |   |   | COTIZAR  | DW-00723 | DW-00750 | 0 | PARABRISA    | IMPALA | 69-70 | GUAYIN 4 PTAS. | 30.0X68.0 |
| 6,800                                | 7,000 | - | - | DD-04158 |          |          | 3 | PUERTA D DER | IMPALA | 69-70 | GUAYIN 4 PTAS. | 20.0X36.0 |
| 6,800                                | 7,000 | - | - | DD-04159 |          |          | 3 | PUERTA D IZQ | IMPALA | 69-70 | GUAYIN 4 PTAS. | 20.0X36.0 |
| 6,700                                | 6,900 | - | - | DD-04198 |          |          | 2 | PUERTA T DER | IMPALA | 69-70 | GUAYIN 4 PTAS. | 18.0X30.0 |
| 6,700                                | 6,900 | - | - | DD-04199 |          |          | 2 | PUERTA T IZQ | IMPALA | 69-70 | GUAYIN 4 PTAS. | 18.0X30.0 |
|                                      |       |   |   | COTIZAR  | DQ-03488 |          | 0 | CUARTO T DER | IMPALA | 69-70 | GUAYIN 4 PTAS. | 14.0X66.0 |
|                                      |       |   |   | COTIZAR  | DQ-03489 |          | 0 | CUARTO T IZQ | IMPALA | 69-70 | GUAYIN 4 PTAS. | 14.0X66.0 |
|                                      |       |   |   | COTIZAR  | DB-04200 |          | 0 | MEDALLON     | IMPALA | 69-70 | GUAYIN 4 PTAS. | 20.0X54.0 |

|   |       |   |   |          |          |          |   |            |        |       |                       |           |
|---|-------|---|---|----------|----------|----------|---|------------|--------|-------|-----------------------|-----------|
| <b>IMPALA CAPRICE 71-76 HARDTOP-COUBE 2 PUERTAS</b> |       |   |   |          |          |          |   |            |        |       |                       |           |
|   |       |   |   | COTIZAR  | DW-07778 | DW-07782 | 0 | PARABRISA  | IMPALA | 71-76 | HARDTOP-COUBE 2 PTAS. | 32.0X74.0 |
| 7,000   | 7,200 | - | - | DD-04620 |          |          | 0 | PUERTA DER | IMPALA | 71-76 | HARDTOP-COUBE 2 PTAS. | 24.0X46.0 |
| 7,000   | 7,200 | - | - | DD-04621 |          |          | 0 | PUERTA IZQ | IMPALA | 71-76 | HARDTOP-COUBE 2 PTAS. | 24.0X46.0 |
| 7,000   | 7,200 | - | - | DD-05088 |          |          | 4 | PUERTA DER | IMPALA | 71-76 | HARDTOP-COUBE 2 PTAS. | 23.0X43.0 |
| 7,000   | 7,200 | - | - | DD-05089 |          |          | 4 | PUERTA IZQ | IMPALA | 71-76 | HARDTOP-COUBE 2 PTAS. | 23.0X43.0 |

|   |       |   |   |          |          |          |   |            |                   |       |                       |           |
|---|-------|---|---|----------|----------|----------|---|------------|-------------------|-------|-----------------------|-----------|
| <b>IMPALA CAPRICE 71-76 HARDTOP-COUBE 2 PUERTAS</b> |       |   |   |          |          |          |   |            |                   |       |                       |           |
| 6,000   | 6,200 | - | - | DQ-04675 |          |          | 3 | CUARTO DER | IMPALA            | 71-76 | HARDTOP-COUBE 2 PTAS. | 18.0X26.0 |
| 6,000   | 6,200 | - | - | DQ-04676 |          |          | 3 | CUARTO IZQ | IMPALA            | 71-76 | HARDTOP-COUBE 2 PTAS. | 18.0X26.0 |
| 6,000   | 6,200 | - | - | DQ-05090 | DQ-05373 |          | 0 | CUARTO DER | IMPALA, FIJO      | 71-76 | HARDTOP-COUBE 2 PTAS. | 15.0X35.0 |
| 6,000   | 6,200 | - | - | DQ-05091 | DQ-05374 |          | 0 | CUARTO IZQ | IMPALA, FIJO      | 71-76 | HARDTOP-COUBE 2 PTAS. | 15.0X35.0 |
|   |       |   |   | COTIZAR  | DB-04677 | DB-05092 | 0 | MEDALLON   | IMPALA            | 71-76 | HARDTOP-COUBE 2 PTAS. | 26.0X66.0 |
|   |       |   |   | COTIZAR  | DB-05092 |          | 0 | MEDALLON   | IMPALA, DEFROSTER | 71-76 | HARDTOP-COUBE 2 PTAS. | 26.0X66.0 |




CHEVROLET



| CL  | TX    | GRIS | PRIV | CLAVE    | EQUIVALENCIA Ø | PARTE | ACCESORIOS   | MODELO                    | TIPO  | MEDIDAS       |           |
|---|-------|------|------|----------|----------------|-------|--------------|---------------------------|-------|---------------|-----------|
| <b>IMPALA/CAPRICE 71-76 SEDAN 4 PUERTAS</b>         |       |      |      |          |                |       |              |                           |       |               |           |
| COTIZAR   |       |      |      | DW-00780 |                | 0     | PARABRISA    | IMPALA/CAPRICE            | 71-76 | SEDAN 4 PTAS. | 34.0X74.0 |
| 6.800   | 7.000 | -    | -    | DD-04635 |                | 3     | PUERTA D DER | IMPALA/CAPRICE            | 71-76 | SEDAN 4 PTAS. | 22.0X34.0 |
| 6.800   | 7.000 | -    | -    | DD-04636 |                | 3     | PUERTA D IZQ | IMPALA/CAPRICE            | 71-76 | SEDAN 4 PTAS. | 22.0X34.0 |
| 6.700   | 6.900 | -    | -    | DD-04637 |                | 2     | PUERTA T DER | IMPALA/CAPRICE            | 71-76 | SEDAN 4 PTAS. | 20.0X30.0 |
| 6.700   | 6.900 | -    | -    | DD-04638 |                | 2     | PUERTA T IZQ | IMPALA/CAPRICE            | 71-76 | SEDAN 4 PTAS. | 20.0X30.0 |
| 6.700   | 6.900 | -    | -    | DD-05279 |                | 2     | PUERTA T DER | IMPALA/CAPRICE            | 71-76 | SEDAN 4 PTAS. | 21.0X25.0 |
| 6.700   | 6.900 | -    | -    | DD-05280 |                | 2     | PUERTA T IZQ | IMPALA/CAPRICE            | 75-76 | SEDAN 4 PTAS. | 21.0X25.0 |
| 2.000   | 2.200 | -    | -    | DV-05281 |                | 0     | ALETA T DER  | IMPALA/CAPRICE            | 75-76 | SEDAN 4 PTAS. | 9.0X19.0  |
| 2.000   | 2.200 | -    | -    | DV-05282 |                | 0     | ALETA T IZQ  | IMPALA/CAPRICE            | 71-76 | SEDAN 4 PTAS. | 9.0X19.0  |
| COTIZAR   |       |      |      | DB-04639 | DB-04940       | 0     | MEDALLON     | IMPALA/CAPRICE            | 71-76 | SEDAN 4 PTAS. | 28.0X70.0 |
| COTIZAR   |       |      |      | DB-05283 | DB-05284       | 0     | MEDALLON     | IMPALA/CAPRICE            | 71-76 | SEDAN 4 PTAS. | 30.0X66.0 |
| <b>IMPALA CAPRICE CUSTOM 77-79 COUPE 2 PUERTAS</b>  |       |      |      |          |                |       |              |                           |       |               |           |
| COTIZAR   |       |      |      | DW-00871 |                | 0     | PARABRISA    | IMPALA/CAPRICE, ANTENA    | 77-79 | COUPE 2 PTAS. | 30.0X66.0 |
| COTIZAR   |       |      |      | DW-00872 |                | 0     | PARABRISA    | IMPALA/CAPRICE            | 77-79 | COUPE 2 PTAS. | 30.0X66.0 |
| 7.000   | 7.200 | -    | -    | DD-05572 |                | 0     | PUERTA DER   | IMPALA/CAPRICE            | 77-79 | COUPE 2 PTAS. | 19.0X51.0 |
| 7.000   | 7.200 | -    | -    | DD-05573 |                | 0     | PUERTA IZQ   | IMPALA/CAPRICE            | 77-79 | COUPE 2 PTAS. | 19.0X51.0 |
| 6.000   | 6.200 | -    | -    | DQ-05626 |                | 0     | CUARTO DER   | IMPALA/CAPRICE            | 77-79 | COUPE 2 PTAS. | 15.0X18.0 |
| 6.000   | 6.200 | -    | -    | DQ-05627 |                | 0     | CUARTO IZQ   | IMPALA/CAPRICE            | 77-79 | COUPE 2 PTAS. | 15.0X18.0 |
| COTIZAR   |       |      |      | DB-05628 |                | 0     | MEDALLON     | IMPALA/CAPRICE, DEFROSTER | 77-79 | COUPE 2 PTAS. | 29.0X69.0 |
| COTIZAR   |       |      |      | DB-05629 |                | 0     | MEDALLON     | IMPALA/CAPRICE            | 77-79 | COUPE 2 PTAS. | 29.0X69.0 |
| <b>IMPALA/CAPRICE CLASSIC 77-79 SEDAN 4 PUERTAS</b> |       |      |      |          |                |       |              |                           |       |               |           |
| COTIZAR   |       |      |      | DW-00871 |                | 0     | PARABRISA    | IMPALA/CAPRICE            | 77-79 | SEDAN 4 PTAS. | 30.0X66.0 |
| 6.800   | 7.000 | -    | -    | DD-05582 |                | 0     | PUERTA D DER | IMPALA/CAPRICE            | 77-79 | SEDAN 4 PTAS. | 20.0X37.0 |
| 6.800   | 7.000 | -    | -    | DD-05583 |                | 0     | PUERTA D IZQ | IMPALA/CAPRICE            | 77-79 | SEDAN 4 PTAS. | 20.0X37.0 |
| <b>IMPALA/CAPRICE CLASSIC 77-79 SEDAN 4 PUERTAS</b> |       |      |      |          |                |       |              |                           |       |               |           |
| 6.700   | 6.900 | -    | -    | DD-05584 |                | 0     | PUERTA T DER | IMPALA/CAPRICE            | 77-79 | SEDAN 4 PTAS. | 20.0X26.0 |
| 6.700   | 6.900 | -    | -    | DD-05585 |                | 0     | PUERTA T IZQ | IMPALA/CAPRICE            | 77-79 | SEDAN 4 PTAS. | 20.0X26.0 |
| 2.000   | 2.200 | -    | -    | DV-05586 |                | 0     | ALETA T DER  | IMPALA/CAPRICE            | 77-79 | SEDAN 4 PTAS. | 8.0X18.0  |
| 2.000   | 2.200 | -    | -    | DV-05587 |                | 0     | ALETA T IZQ  | IMPALA/CAPRICE            | 77-79 | SEDAN 4 PTAS. | 8.0X18.0  |
| COTIZAR   |       |      |      | DB-05588 | DB-05589       | 0     | MEDALLON     | IMPALA/CAPRICE            | 77-79 | SEDAN 4 PTAS. | 22.0X63.0 |
| <b>IMPALA CAPRICE 89-90 COUPE 2 PUERTAS</b>         |       |      |      |          |                |       |              |                           |       |               |           |
| COTIZAR   |       |      |      | DW-01066 | DW-01008       | 0     | PARABRISA    | IMPALA/CAPRICE            | 89-90 | COUPE 2 PTAS. | 29.3X65.6 |
| 7.000   | 7.200 | -    | -    | DD-06130 |                | 3     | PUERTA DER   | IMPALA/CAPRICE            | 89-90 | COUPE 2 PTAS. | 19.1X50.9 |
| 7.000   | 7.200 | -    | -    | DD-06131 |                | 3     | PUERTA IZQ   | IMPALA/CAPRICE            | 89-90 | COUPE 2 PTAS. | 19.1X50.9 |
| 6.000   | 6.200 | -    | -    | DQ-06144 |                | 0     | CUARTO DER   | IMPALA/CAPRICE            | 89-90 | COUPE 2 PTAS. | 16.2X18.2 |
| 6.000   | 6.200 | -    | -    | DQ-06145 |                | 0     | CUARTO IZQ   | IMPALA/CAPRICE            | 89-90 | COUPE 2 PTAS. | 16.2X18.2 |
| COTIZAR   |       |      |      | DB-06146 |                | 0     | MEDALLON     | IMPALA/CAPRICE            | 89-90 | COUPE 2 PTAS. | 17.6X62.7 |



CHEVROLET



| CL  | TX      | GRIS | PRIV | CLAVE    | EQUIVALENCIA Ø | PARTE | ACCESORIOS   | MODELO                    | TIPO  | MEDIDAS          |           |
|---|---------|------|------|----------|----------------|-------|--------------|---------------------------|-------|------------------|-----------|
| <b>IMPALA/CAPRICE CLASSIC 80-90 SEDAN 4 PUERTAS</b> |         |      |      |          |                |       |              |                           |       |                  |           |
|   | COTIZAR |      |      | DW-10066 | DW-01008       | 0     | PARABRISA    | IMPALA/CAPRICE            | 80-90 | SEDAN 4 PTAS.    | 29.3X65.6 |
| 6,800   | 7,000   | -    | -    | DD-06136 |                | 3     | PUERTA D DER | IMPALA/CAPRICE            | 80-90 | SEDAN 4 PTAS.    | 19.9X36.6 |
| 6,800   | 7,000   | -    | -    | DD-06137 |                | 3     | PUERTA D IZQ | IMPALA/CAPRICE            | 80-90 | SEDAN 4 PTAS.    | 19.9X36.6 |
| 6,700   | 6,900   | -    | -    | DD-06138 |                | 3     | PUERTA T DER | IMPALA/CAPRICE            | 80-90 | SEDAN 4 PTAS.    | 20.9X24.0 |
| 6,700   | 6,900   | -    | -    | DD-06139 |                | 3     | PUERTA T IZQ | IMPALA/CAPRICE            | 80-90 | SEDAN 4 PTAS.    | 20.9X24.0 |
| 2,000   | 2,200   | -    | -    | DV-05586 |                | 0     | ALETA T DER  | IMPALA/CAPRICE            | 80-90 | SEDAN 4 PTAS.    | 8.9X18.0  |
| 2,000   | 2,200   | -    | -    | DV-05587 |                | 0     | ALETA T IZQ  | IMPALA/CAPRICE            | 80-90 | SEDAN 4 PTAS.    | 8.9X18.0  |
| 2,000   | 2,200   | -    | -    | DV-07241 |                | 0     | ALETA T DER  | IMPALA/CAPRICE            | 80-90 | SEDAN 4 PTAS.    | 8.9X14.9  |
| 2,000   | 2,200   | -    | -    | DV-07242 |                | 0     | ALETA T IZQ  | IMPALA/CAPRICE            | 80-90 | SEDAN 4 PTAS.    | 8.9X14.9  |
|   | COTIZAR |      |      | DB-06140 | DB-06141       | 0     | MEDALLON     | IMPALA/CAPRICE            | 80-90 | SEDAN 4 PTAS.    | 17.0X61.3 |
|   | COTIZAR |      |      | DB-07243 |                | 0     | MEDALLON     | IMPALA/CAPRICE            | 80-90 | SEDAN 4 PTAS.    | 13.1X60.8 |
|   | COTIZAR |      |      | DB-07429 |                | 0     | MEDALLON     | IMPALA/CAPRICE            | 80-90 | SEDAN 4 PTAS.    | 13.1X60.8 |
| <b>IMPALA 00-05 SEDAN 4 PUERTAS</b>                 |         |      |      |          |                |       |              |                           |       |                  |           |
|   | COTIZAR |      |      | DW-01377 |                | 0     | PARABRISA    | SOLAR, BUTON DE ESPEJO    | 00-04 | SEDAN 4 PUERTAS. | 39.3X62.9 |
|   | COTIZAR |      |      | DW-01550 |                | 0     | PARABRISA    | SOLAR, TERCER VISOR       | 03-05 | SEDAN 4 PUERTAS. | 39.3X62.9 |
| -   | 4,000   | -    | -    | DD-09620 |                | 0     | PUERTA D DER | SOLAR                     | 00-05 | SEDAN 4 PUERTAS. | 19.0X32.8 |
| -   | 4,000   | -    | -    | DD-09621 |                | 0     | PUERTA D IZQ | SOLAR                     | 00-05 | SEDAN 4 PUERTAS. | 19.0X32.8 |
| -   | 3,900   | -    | -    | DD-09622 |                | 0     | PUERTA T DER | SOLAR                     | 00-05 | SEDAN 4 PUERTAS. | 19.0X29.5 |
| <b>IMPALA 00-05 SEDAN 4 PUERTAS</b>                 |         |      |      |          |                |       |              |                           |       |                  |           |
| -   | 3,900   | -    | -    | DD-09623 |                | 0     | PUERTA T IZQ | SOLAR                     | 00-05 | SEDAN 4 PUERTAS. | 19.0X29.5 |
| -   | 3,500   | -    | -    | DQ-09624 |                | 0     | CUARTO T DER | ENCAPSULADO, SOLAR        | 00-05 | SEDAN 4 PUERTAS. | 8.9X13.5  |
| -   | 3,500   | -    | -    | DQ-09625 |                | 0     | CUARTO T IZQ | ENCAPSULADO, SOLAR        | 00-05 | SEDAN 4 PUERTAS. | 8.9X13.5  |
|   | COTIZAR |      |      | DD-09995 |                | 0     | PUERTA D DER | SOLAR, LAMINADO           | 00-05 | SEDAN 4 PUERTAS. | 19.0X32.8 |
|   | COTIZAR |      |      | DD-09996 |                | 0     | PUERTA D IZQ | SOLAR, LAMINADO           | 00-05 | SEDAN 4 PUERTAS. | 19.0X32.8 |
|   | COTIZAR |      |      | DD-09997 |                | 0     | PUERTA T DER | SOLAR, LAMINADO           | 00-05 | SEDAN 4 PUERTAS. | 19.0X29.5 |
|   | COTIZAR |      |      | DD-09998 |                | 0     | PUERTA T IZQ | SOLAR, LAMINADO           | 00-05 | SEDAN 4 PUERTAS. | 19.0X29.5 |
|   | COTIZAR |      |      | DB-09626 |                | 0     | MEDALLON     | ANTENA, DEFROSTER, SOLAR  | 00-05 | SEDAN 4 PUERTAS. | 33.5X54.3 |
|   | COTIZAR |      |      | DB-09821 |                | 0     | MEDALLON     | ANT, DEF, SOL, SIST Q / Ø | 00-05 | SEDAN 4 PUERTAS. | 33.5X54.3 |
| <b>IMPALA 06-13 /LIMITED 14-16 SEDAN 4 PUERTAS</b>  |         |      |      |          |                |       |              |                           |       |                  |           |
|   | COTIZAR |      |      | DW-01640 |                | 0     | PARABRISA    | SOLAR, TERCER VISOR       | 06-16 | SEDAN 4 PUERTAS. | 40.3X61.3 |
|   | COTIZAR |      |      | DW-01641 |                | 0     | PARABRISA    | SOLAR, TERCER VISOR       | 06-14 | SEDAN 4 PUERTAS. | 40.3X61.3 |
| -   | 5,000   | -    | -    | DD-11058 |                | 0     | PUERTA D DER | SOLAR                     | 06-16 | SEDAN 4 PUERTAS. | 23.5X33.5 |
| -   | 5,000   | -    | -    | DD-11059 |                | 0     | PUERTA D IZQ | SOLAR                     | 06-16 | SEDAN 4 PUERTAS. | 23.5X33.5 |
| -   | 4,900   | -    | -    | DD-11060 |                | 0     | PUERTA T DER | SOLAR                     | 06-16 | SEDAN 4 PUERTAS. | 23.0X28.3 |
| -   | 4,900   | -    | -    | DD-11061 |                | 0     | PUERTA T IZQ | SOLAR                     | 06-16 | SEDAN 4 PUERTAS. | 23.0X28.3 |
| -   | 4,500   | -    | -    | DQ-11062 |                | 0     | CUARTO T DER | ENCAPSULADO, SOLAR        | 06-16 | SEDAN 4 PUERTAS. | 13.0X14.0 |
| -   | 4,500   | -    | -    | DQ-11063 |                | 0     | CUARTO T IZQ | ENCAPSULADO, SOLAR        | 06-16 | SEDAN 4 PUERTAS. | 13.0X14.0 |
|   | COTIZAR |      |      | DB-11064 |                | 0     | MEDALLON     | ANTENA, DEFROSTER, SOLAR  | 06-16 | SEDAN 4 PUERTAS. | 32.3X50.3 |



INDUSTRIA DE CRISTAL TEMPLADO, SA DE CV



CHEVROLET



| CL                                  | TX      | GRIS | PRIV | CLAVE    | EQUIVALENCIA Ø | PARTE | ACCESORIOS   | MODELO                              | TIPO  | MEDIDAS         |           |
|-------------------------------------|---------|------|------|----------|----------------|-------|--------------|-------------------------------------|-------|-----------------|-----------|
| <b>IMPALA 14-16 SEDAN 4 PUERTAS</b> |         |      |      |          |                |       |              |                                     |       |                 |           |
|                                     | COTIZAR |      |      | DW-02023 |                | 0     | PARABRISA    | SOLAR                               | 14-16 | SEDAN 4 PUERTAS | 34.8X58.5 |
|                                     | COTIZAR |      |      | DW-02024 |                | 0     | PARABRISA    | SOLAR                               | 14-16 | SEDAN 4 PUERTAS | 34.8X58.5 |
|                                     | COTIZAR |      |      | DW-02145 |                | 0     | PARABRISA    | SOL.REPUESTO.SENSOR DE CONDENSACION | 14-16 | SEDAN 4 PUERTAS | 34.8X58.5 |
|                                     | COTIZAR |      |      | DW-02159 |                | 0     | PARABRISA    | SOLAR,REPUESTO                      | 14-16 | SEDAN 4 PUERTAS | 34.8X58.5 |
| -                                   | 6,000   | -    | -    | DD-12169 |                | 0     | PUERTA D DER | SOLAR,LAMINADO                      | 14-16 | SEDAN 4 PUERTAS | 21.5X39.5 |
| -                                   | 6,000   | -    | -    | DD-12170 |                | 0     | PUERTA D IZQ | SOLAR,LAMINADO                      | 14-16 | SEDAN 4 PUERTAS | 21.5X39.5 |
| -                                   | 5,900   | -    | -    | DD-12171 |                | 0     | PUERTA T DER | SOLAR                               | 14-16 | SEDAN 4 PUERTAS | 21.0X30.5 |
| -                                   | 5,900   | -    | -    | DD-12172 |                | 0     | PUERTA T IZQ | SOLAR                               | 14-16 | SEDAN 4 PUERTAS | 21.0X30.5 |
| -                                   | 5,500   | -    | -    | DQ-12173 |                | 0     | CUARTO D DER | ENCAPSULADO, SOLAR                  | 14-16 | SEDAN 4 PUERTAS | 14.3X15.0 |
| -                                   | 5,500   | -    | -    | DQ-12174 |                | 0     | CUARTO T IZQ | ENCAPSULADO, SOLAR                  | 14-16 | SEDAN 4 PUERTAS | 14.3X15.0 |
|                                     | COTIZAR |      |      | DB-12175 |                | 0     | MEDALLON     | DEFROSTER, SOLAR                    | 14-16 | SEDAN 4 PUERTAS | 30.0X46.3 |

| <b>LUMINA APV 90-96 MINI-VAN</b> (PONTIAC TRANS SPORT 90-96/OLDSMOBILE SILHOUTTE 90-96) |         |       |        |          |          |   |              |                                   |       |          |           |
|---|---------|-------|--------|----------|----------|---|--------------|-----------------------------------|-------|----------|-----------|
|   | COTIZAR |       |        | DW-01061 |          | 0 | PARABRISA    | LUMINA/TRANS/SILHOUETTE           | 90-96 | MINI-VAN | 48.5X61.0 |
| -   | 3,000   | -     | -      | DV-07655 |          | 0 | ALETA D DER  | LUM/TRANS/SILHOUETTE, FIJO        | 90-96 | MINI-VAN | 11.5X42.8 |
| -   | 3,000   | -     | -      | DV-07656 |          | 0 | ALETA D IZQ  | LUM/TRANS/SILHOUETTE, FIJO        | 90-96 | MINI-VAN | 11.5X42.8 |
| -   | 4,000   | -     | -      | DD-07657 |          | 4 | PUERTA D DER | LUMINA/TRANS/SILHOUETTE           | 90-96 | MINI-VAN | 23.5X37.0 |
| -   | 4,000   | -     | -      | DD-07658 |          | 4 | PUERTA D IZQ | LUMINA/TRANS/SILHOUETTE           | 90-96 | MINI-VAN | 23.5X37.0 |
| -   | 3,900   | 3,900 | 5,000  | DD-07659 | DD-08493 | 1 | PUERTA T DER | LUMINA/TRANS/SILHOUTTE, CORR, SOL | 90-96 | MINI-VAN | 22.9X36.3 |
| -   | 3,900   | 3,900 | 5,000  | DD-07660 | DD-08494 | 1 | PUERTA T IZQ | LUMINA/TRANS/SILHOUTTE, CORR, SOL | 90-96 | MINI-VAN | 22.9X36.3 |
| -   | 3,000   | 3,000 | 5,000  | DQ-07661 | DQ-08495 | 1 | CUARTO T DER | LUM/TRANS/SILHOUETTE, SOL         | 90-96 | MINI-VAN | 22.3X35.3 |
| -   | 3,000   | 3,000 | 5,000  | DQ-07662 | DQ-08496 | 1 | CUARTO T IZQ | LUM/TRANS/SILHOUETTE, SOL         | 90-96 | MINI-VAN | 22.3X35.3 |
| -   | 7,000   | 7,000 | 10,000 | DB-07663 | DB-07664 | 4 | MEDALLON     | LUM/TRANS/SILHOUETTE, SOL         | 90-96 | MINI-VAN | 22.8X53.0 |
| -   | 7,000   | 7,000 | 10,000 | DB-08212 | DB-08600 | 5 | MEDALLON     | LUM/TRANS/SILHOUTTE, DEF, SOL     | 92-96 | MINI-VAN | 22.8X53.0 |
| -   | 7,000   | 7,000 | 10,000 | DB-08213 | DB-08601 | 5 | MEDALLON     | LUMINA/TRANS/SILHOUETTE, SOL      | 92-96 | MINI-VAN | 22.8X53.0 |

| <b>LUMINA 00-01 SEDAN 4 PUERTAS</b> |         |   |   |          |  |   |              |                          |       |                  |           |
|-------------------------------------|---------|---|---|----------|--|---|--------------|--------------------------|-------|------------------|-----------|
|                                     | COTIZAR |   |   | DW-01287 |  | 0 | PARABRISA    | SOLAR                    | 00-01 | SEDAN 4 PUERTAS. | 37.0X63.9 |
| -                                   | 4,000   | - | - | DD-08670 |  | 2 | PUERTA D DER | LUMINA                   | 00-01 | SEDAN 4 PUERTAS. | 21.3X33.7 |
| -                                   | 4,000   | - | - | DD-08671 |  | 2 | PUERTA D IZQ | LUMINA                   | 00-01 | SEDAN 4 PUERTAS. | 21.3X33.7 |
| -                                   | 3,900   | - | - | DD-08672 |  | 2 | PUERTA T DER | LUMINA                   | 00-01 | SEDAN 4 PUERTAS. | 24.9X26.7 |
| -                                   | 3,900   | - | - | DD-08673 |  | 2 | PUERTA T IZQ | LUMINA                   | 00-01 | SEDAN 4 PUERTAS. | 24.9X26.7 |
| -                                   | 2,500   | - | - | DV-09122 |  | 0 | ALETA T DER  | LUMINA                   | 00-01 | SEDAN 4 PTAS.    | 12.6X16.6 |
| -                                   | 2,500   | - | - | DV-09123 |  | 0 | ALETA T IZQ  | LUMINA                   | 00-01 | SEDAN 4 PTAS.    | 12.6X16.6 |
|                                     | COTIZAR |   |   | DB-09124 |  | 0 | MEDALLON     | DEF, SOL, BANDA CERAMICA | 00-01 | SEDAN 4 PUERTAS. | 32.6X51.8 |
|                                     | COTIZAR |   |   | DB-09125 |  | 0 | MEDALLON     | SOLAR, BANDA CERAMICA    | 00-01 | SEDAN 4 PUERTAS. | 32.6X51.8 |

| <b>MALIBU 64-65 HARDTOP 2 PUERTAS</b> |         |   |   |          |  |   |              |        |       |                            |           |
|---------------------------------------|---------|---|---|----------|--|---|--------------|--------|-------|----------------------------|-----------|
|                                       | COTIZAR |   |   | DW-00649 |  | 0 | PARABRISA    | MALIBU | 64-65 | HT 2/CE 2/GY 4/SD 4-2 PTAS | 22.0X62.0 |
| 2,000                                 | -       | - | - | DV-03230 |  | 0 | ALETA D DER  | MALIBU | 64-65 | HT 2/CE 2/GY 4/SD 4-2 PTAS | 8.0X18.0  |
| 2,000                                 | -       | - | - | DV-03231 |  | 0 | ALETA D IZQ  | MALIBU | 64-65 | HT 2/CE 2/GY 4/SD 4-2 PTAS | 8.0X18.0  |
| 7,000                                 | -       | - | - | DD-03232 |  | 0 | PUERTA D DER | MALIBU | 64-65 | HARDTOP 2 PTAS.            | 18.0X32.0 |
| 7,000                                 | -       | - | - | DD-03233 |  | 0 | PUERTA D IZQ | MALIBU | 64-65 | HARDTOP 2 PTAS.            | 18.0X32.0 |
| 7,000                                 | -       | - | - | DD-03416 |  | 3 | PUERTA D DER | MALIBU | 64-65 | HARDTOP 2 PTAS.            | 18.0X32.0 |
| 7,000                                 | -       | - | - | DD-03417 |  | 3 | PUERTA D IZQ | MALIBU | 64-65 | HARDTOP 2 PTAS.            | 18.0X32.0 |
| 6,500                                 | -       | - | - | DQ-03236 |  | 0 | CUARTO DER   | MALIBU | 64-65 | HARDTOP 2 PTAS.            | 16.0X22.0 |
| 6,500                                 | -       | - | - | DQ-03237 |  | 0 | CUARTO IZQ   | MALIBU | 64-65 | HARDTOP 2 PTAS.            | 16.0X22.0 |



CHEVROLET



| CL                                    | TX      | GRIS | PRIV | CLAVE    | EQUIVALENCIA Ø | PARTE          | ACCESORIOS | MODELO | TIPO                       | MEDIDAS   |
|---------------------------------------|---------|------|------|----------|----------------|----------------|------------|--------|----------------------------|-----------|
| <b>MALIBU 64-65 HARDTOP 2 PUERTAS</b> |         |      |      |          |                |                |            |        |                            |           |
|                                       | COTIZAR |      |      | DB-03239 |                | 0 MEDALLON     | MALIBU     | 64-65  | HARDTOP 2 PTAS.            | 20.0X56.0 |
|                                       | COTIZAR |      |      | DB-03647 |                | 0 MEDALLON     | MALIBU     | 64-67  | SD 4 PTAS./SD 2 PTAS.      | 22.0X58.0 |
| <b>MALIBU 64-67 SEDAN 2 PUERTAS</b>   |         |      |      |          |                |                |            |        |                            |           |
|                                       | COTIZAR |      |      | DW-00649 |                | 0 PARABRISA    | MALIBU     | 64-67  | SD 2-4/HT 2/CE 2 GY 4 PTAS | 22.0X62.0 |
| 2,000                                 | -       | -    | -    | DV-03230 |                | 0 ALETA D DER  | MALIBU     | 64-67  | SD 2-4/HT 2/CE 2 GY 4 PTAS | 8.0X18.0  |
| 2,000                                 | -       | -    | -    | DV-03231 |                | 0 ALETA D IZQ  | MALIBU     | 64-67  | SD 2-4/HT 2/CE 2 GY 4 PTAS | 8.0X18.0  |
| 7,000                                 | -       | -    | -    | DD-03244 |                | 0 PUERTA DER   | MALIBU     | 64-67  | SEDAN 2 PTAS.              | 16.0X32.0 |
| 7,000                                 | -       | -    | -    | DD-03245 |                | 0 PUERTA IZQ   | MALIBU     | 64-67  | SEDAN 2 PTAS.              | 16.0X32.0 |
| 6,500                                 | -       | -    | -    | DQ-03645 | DQ-03248       | 0 CUARTO DER   | MALIBU     | 64-67  | SEDAN 2 PTAS.              | 16.0X24.0 |
| 6,500                                 | -       | -    | -    | DQ-03646 | DQ-03249       | 0 CUARTO IZQ   | MALIBU     | 64-67  | SEDAN 2 PTAS.              | 16.0X24.0 |
|                                       | COTIZAR |      |      | DB-03250 |                | 0 MEDALLON     | MALIBU     | 64-67  | SD 4 PTAS./SD 2 PTAS.      | 22.0X58.0 |
|                                       | COTIZAR |      |      | DB-03647 |                | 0 MEDALLON     | MALIBU     | 64-67  | SD 4 PTAS./SD 2 PTAS.      | 20.0X56.0 |
| <b>MALIBU 64-67 SEDAN 4 PUERTAS</b>   |         |      |      |          |                |                |            |        |                            |           |
|                                       | COTIZAR |      |      | DW-00649 |                | 0 PARABRISA    | MALIBU     | 64-67  | SD 4-2/HT 2/CE 2/GY 4 PTAS | 22.0X62.0 |
| 2,000                                 | -       | -    | -    | DV-03230 |                | 0 ALETA D DER  | MALIBU     | 64-67  | SD 4-2/HT 2/CE 2/GY 4 PTAS | 8.0X18.0  |
| 2,000                                 | -       | -    | -    | DV-03231 |                | 0 ALETA D IZQ  | MALIBU     | 64-67  | SD 4-2/HT 2/CE 2/GY 4 PTAS | 8.0X18.0  |
| 6,600                                 | -       | -    | -    | DD-03251 |                | 0 PUERTA D DER | MALIBU     | 64-67  | SEDAN 4 PTAS.              | 16.0X22.0 |
| 6,600                                 | -       | -    | -    | DD-03252 |                | 0 PUERTA D IZQ | MALIBU     | 64-67  | SEDAN 4 PTAS.              | 16.0X22.0 |
| 6,500                                 | -       | -    | -    | DD-03255 |                | 0 PUERTA T DER | MALIBU     | 64-67  | SEDAN 4 PTAS.              | 16.0X32.0 |
| 6,500                                 | -       | -    | -    | DD-03256 |                | 0 PUERTA T IZQ | MALIBU     | 64-67  | SEDAN 4 PTAS.              | 16.0X32.0 |
| 6,500                                 | -       | -    | -    | DD-03631 |                | 0 PUERTA T DER | MALIBU     | 64-67  | SEDAN 4 PTAS.              | 16.0X32.0 |
| 6,500                                 | -       | -    | -    | DD-03632 |                | 0 PUERTA T IZQ | MALIBU     | 64-67  | SEDAN 4 PTAS.              | 16.0X32.0 |
|                                       | COTIZAR |      |      | DB-03250 |                | 0 MEDALLON     | MALIBU     | 64-67  | SD 4 PTAS./SD 2 PTAS.      | 22.0X58.0 |
| <b>MALIBU 64-67 GUAYIN 4 PUERTAS</b>  |         |      |      |          |                |                |            |        |                            |           |
|                                       | COTIZAR |      |      | DW-00649 |                | 0 PARABRISA    | MALIBU     | 64-67  | HT 2/CPE 2/SD 4-2 PTAS     | 22.0X62.0 |
| 2,000                                 | -       | -    | -    | DV-03230 |                | 0 ALETA D DER  | MALIBU     | 64-67  | HT 2/CPE 2/SD 4-2 PTAS     | 8.0X18.0  |
| 2,000                                 | -       | -    | -    | DV-03231 |                | 0 ALETA D IZQ  | MALIBU     | 64-67  | HT 2/CPE 2/SD 4-2 PTAS     | 8.0X18.0  |
| 6,600                                 | -       | -    | -    | DD-03251 |                | 0 PUERTA D DER | MALIBU     | 64-67  | GUAYIN 4 PTAS.             | 16.0X22.0 |
| 6,600                                 | -       | -    | -    | DD-03252 |                | 0 PUERTA D IZQ | MALIBU     | 64-67  | GUAYIN 4 PTAS.             | 16.0X22.0 |
| 6,500                                 | -       | -    | -    | DD-03277 | DD-03634       | 0 PUERTA T DER | MALIBU     | 64-67  | GUAYIN 4 PTAS.             | 16.0X32.0 |
| 6,500                                 | -       | -    | -    | DD-03278 | DD-03635       | 0 PUERTA T IZQ | MALIBU     | 64-67  | GUAYIN 4 PTAS.             | 16.0X32.0 |
|                                       | COTIZAR |      |      | DQ-03267 | DQ-03636       | 0 CUARTO T DER | MALIBU     | 64-67  | GUAYIN 4 PTAS.             | 14.0X62.0 |



CHEVROLET



| CL                                    | TX      | GRIS | PRIV | CLAVE     | EQUIVALENCIA Ø | PARTE          | ACCESORIOS | MODELO            | TIPO  | MEDIDAS               |           |
|---------------------------------------|---------|------|------|-----------|----------------|----------------|------------|-------------------|-------|-----------------------|-----------|
| <b>MALIBU 64-67 GUAYIN 4 PUERTAS</b>  |         |      |      |           |                |                |            |                   |       |                       |           |
|                                       | COTIZAR |      |      | DQ-03268  | DQ-03637       | 0 CUARTO T IZQ |            | MALIBU            | 64-67 | GUAYIN 4 PTAS.        | 14.0X62.0 |
|                                       | COTIZAR |      |      | DB-03258  |                | 0 MEDALLON     |            | MALIBU            | 64-67 | GUAYIN 4 PTAS.        | 20.0X54.0 |
| <b>MALIBU 66-67 HARDTOP 2 PUERTAS</b> |         |      |      |           |                |                |            |                   |       |                       |           |
|                                       | COTIZAR |      |      | DW-00670  |                | 0 PARABRISA    |            | MALIBU            | 66-67 | HARDTOP 2 PTAS.       | 24.0X60.0 |
| 2,000                                 | -       | -    | -    | DV-03610  |                | 2 ALETA D DER  |            | MALIBU            | 66-67 | HARDTOP 2 PTAS.       | 8.0X18.0  |
| 2,000                                 | -       | -    | -    | DV-03611  |                | 2 ALETA D IZQ  |            | MALIBU            | 66-67 | HARDTOP 2 PTAS.       | 8.0X18.0  |
| 7,000                                 | -       | -    | -    | DD-03642  |                | 0 PUERTA DER   |            | MALIBU            | 66-67 | HARDTOP 2 PTAS.       | 18.0X32.0 |
| 7,000                                 | -       | -    | -    | DD-03643  |                | 0 PUERTA IZQ   |            | MALIBU            | 66-67 | HARDTOP 2 PTAS.       | 18.0X32.0 |
| 6,500                                 | -       | -    | -    | DQ-03614  |                | 3 CUARTO DER   |            | MALIBU            | 66-67 | HARDTOP 2 PTAS.       | 20.0X26.0 |
| 6,500                                 | -       | -    | -    | DQ-03615  |                | 3 CUARTO IZQ   |            | MALIBU            | 66-67 | HARDTOP 2 PTAS.       | 20.0X26.0 |
|                                       | COTIZAR |      |      | DTB-04481 |                | 0 MEDALLON     |            | MALIBU            | 66-67 | HARDTOP 2 PTAS.       | 18.0X50.0 |
| <b>MALIBU 68-72 HARDTOP 2 PUERTAS</b> |         |      |      |           |                |                |            |                   |       |                       |           |
|                                       | COTIZAR |      |      | DW-00709  |                | 0 PARABRISA    |            | MALIBU            | 68-72 | HARDTOP 2 PTAS.       | 26.0X64.0 |
|                                       | COTIZAR |      |      | DW-00724  |                | 0 PARABRISA    |            | MALIBU, ANTENA    | 68-72 | HARDTOP 2 PTAS.       | 26.0X64.0 |
| 2,000                                 | -       | -    | -    | DV-03949  |                | 0 ALETA D DER  |            | MALIBU            | 68-72 | HARDTOP 2 PTAS.       | 8.0X16.0  |
| 2,000                                 | -       | -    | -    | DV-03950  |                | 0 ALETA D IZQ  |            | MALIBU            | 68-72 | HARDTOP 2 PTAS.       | 8.0X16.0  |
| 7,000                                 | -       | -    | -    | DD-03951  |                | 1 PUERTA DER   |            | MALIBU            | 68-72 | HARDTOP 2 PTAS.       | 18.0X30.0 |
| 7,000                                 | -       | -    | -    | DD-03952  |                | 1 PUERTA IZQ   |            | MALIBU            | 68-72 | HARDTOP 2 PTAS.       | 18.0X30.0 |
| 7,000                                 | -       | -    | -    | DD-04202  |                | 7 PUERTA DER   |            | MALIBU            | 68-72 | HARDTOP 2 PTAS.       | 22.0X42.0 |
| 7,000                                 | -       | -    | -    | DD-04203  |                | 7 PUERTA IZQ   |            | MALIBU            | 68-72 | HARDTOP 2 PTAS.       | 22.0X42.0 |
| 6,800                                 | -       | -    | -    | DQ-04411  | DQ-03990       | 3 CUARTO DER   |            | MALIBU            | 68-72 | HARDTOP 2 PTAS.       | 22.0X22.0 |
| 6,800                                 | -       | -    | -    | DQ-04412  | DQ-03991       | 3 CUARTO IZQ   |            | MALIBU            | 68-72 | HARDTOP 2 PTAS.       | 22.0X22.0 |
|                                       | COTIZAR |      |      | DB-03992  |                | 0 MEDALLON     |            | MALIBU            | 68-72 | HARDTOP 2 PTAS.       | 24.0X56.0 |
| <b>MALIBU 68-72 SEDAN 4 PUERTAS</b>   |         |      |      |           |                |                |            |                   |       |                       |           |
|                                       | COTIZAR |      |      | DW-00710  |                | 0 PARABRISA    |            | MALIBU            | 68-72 | SD 4 PTAS./GY 4 PTAS. | 26.0X64.0 |
|                                       | COTIZAR |      |      | DW-00751  |                | 0 PARABRISA    |            | MALIBU, ANTENA    | 68-72 | SD 4 PTAS./GY 4 PTAS. | 26.0X64.0 |
| 2,000                                 | -       | -    | -    | DV-03972  |                | 0 ALETA D DER  |            | MALIBU            | 68-72 | SD 4 PTAS./GY 4 PTAS. | 8.0X16.0  |
| 2,000                                 | -       | -    | -    | DV-03973  |                | 0 ALETA D IZQ  |            | MALIBU            | 68-72 | SD 4 PTAS./GY 4 PTAS. | 8.0X16.0  |
| 6,600                                 | -       | -    | -    | DD-03974  |                | 0 PUERTA D DER |            | MALIBU            | 68-72 | SD 4 PTAS./GY 4 PTAS. | 18.0X22.0 |
| 6,600                                 | -       | -    | -    | DD-03975  |                | 0 PUERTA D IZQ |            | MALIBU            | 68-72 | SD 4 PTAS./GY 4 PTAS. | 18.0X22.0 |
| 6,500                                 | -       | -    | -    | DD-03976  |                | 0 PUERTA T DER |            | MALIBU            | 68-72 | SEDAN 4 PTAS.         | 18.0X28.0 |
| 6,500                                 | -       | -    | -    | DD-03977  |                | 0 PUERTA T IZQ |            | MALIBU            | 68-72 | SEDAN 4 PTAS.         | 18.0X28.0 |
| <b>MALIBU 68-72 SEDAN 4 PUERTAS</b>   |         |      |      |           |                |                |            |                   |       |                       |           |
|                                       | COTIZAR |      |      | DB-03993  |                | 0 MEDALLON     |            | MALIBU            | 68-72 | SEDAN 4 PTAS.         | 22.0X56.0 |
|                                       | COTIZAR |      |      | DB-04289  |                | 0 MEDALLON     |            | MALIBU, DEFROSTER | 68-72 | SEDAN 4 PTAS.         | 22.0X56.0 |



INDUSTRIA DE CRISTAL TEMPLADO, SA DE CV



CHEVROLET



| CL   | TX | GRIS | PRIV | CLAVE    | EQUIVALENCIA Ø | PARTE        | ACCESORIOS   | MODELO                    | TIPO                  | MEDIDAS               |           |
|--|----|------|------|----------|----------------|--------------|--------------|---------------------------|-----------------------|-----------------------|-----------|
| <b>MALIBU 68-72 GUAYIN 4 PUERTAS</b>                                       |    |      |      |          |                |              |              |                           |                       |                       |           |
|  |    |      |      | COTIZAR  | DW-00710       | 0            | PARABRISA    | MALIBU                    | 68-72                 | GY 4 PTAS./SD 4 PTAS. | 26.0X64.0 |
|  |    |      |      | COTIZAR  | DW-00751       | 0            | PARABRISA    | MALIBU, ANTENA            | 68-72                 | GY 4 PTAS./SD 4 PTAS. | 26.0X64.0 |
| 2.000  | -  | -    | -    | DV-03972 | 0              | ALETA D DER  | MALIBU       | 68-72                     | GY 4 PTAS./SD 4 PTAS. | 8.0X16.0              |           |
| 2.000  | -  | -    | -    | DV-03973 | 0              | ALETA D IZQ  | MALIBU       | 68-72                     | GY 4 PTAS./SD 4 PTAS. | 8.0X16.0              |           |
| 6.600  | -  | -    | -    | DD-03974 | 0              | PUERTA D DER | MALIBU       | 68-72                     | GY 4 PTAS./SD 4 PTAS. | 18.0X22.0             |           |
| 6.600  | -  | -    | -    | DD-03975 | 0              | PUERTA D IZQ | MALIBU       | 68-72                     | GY 4 PTAS./SD 4 PTAS. | 18.0X22.0             |           |
| 6.500  | -  | -    | -    | DD-03978 | 0              | PUERTA T DER | MALIBU       | 68-72                     | GUAYIN 4 PTAS.        | 18.0X28.0             |           |
| 6.500  | -  | -    | -    | DD-03979 | 0              | PUERTA T IZQ | MALIBU       | 68-72                     | GUAYIN 4 PTAS.        | 18.0X28.0             |           |
|  |    |      |      | COTIZAR  | DQ-03980       | 0            | CUARTO T DER | MALIBU                    | 68-72                 | GUAYIN 4 PTAS.        | 16.0X60.0 |
|  |    |      |      | COTIZAR  | DQ-03981       | 0            | CUARTO T IZQ | MALIBU                    | 68-72                 | GUAYIN 4 PTAS.        | 16.0X60.0 |
|  |    |      |      | COTIZAR  | DB-03982       | 0            | MEDALLON     | MALIBU                    | 68-72                 | GUAYIN 4 PTAS.        | 18.0X52.0 |
| <b>MALIBU 73-77 COUPE/HARDTOP 2 PUERTAS (CHEVELLE / MONTECARLO/LAGUNA)</b> |    |      |      |          |                |              |              |                           |                       |                       |           |
|  |    |      |      | COTIZAR  | DW-00803       | 0            | PARABRISA    | MALIBU, ANTENA            | 73-77                 | HARDTOP 2 PTAS        | 28.0X66.0 |
|  |    |      |      | COTIZAR  | DW-00805       | 0            | PARABRISA    | MALIBU                    | 73-77                 | HARDTOP 2 PTAS        | 28.0X66.0 |
| 7.200  | -  | -    | -    | DD-04865 | 6              | PUERTA DER   | MALIBU       | 73-77                     | HARDTOP 2 PTAS        | 26.0X50.0             |           |
| 7.200  | -  | -    | -    | DD-04866 | 6              | PUERTA IZQ   | MALIBU       | 73-77                     | HARDTOP 2 PTAS        | 26.0X50.0             |           |
| 6.800  | -  | -    | -    | DQ-04869 | 0              | CUARTO DER   | MALIBU       | 73-77                     | HARDTOP 2 PTAS        | 14.0X36.0             |           |
| 6.800  | -  | -    | -    | DQ-04870 | 0              | CUARTO IZQ   | MALIBU       | 73-77                     | HARDTOP 2 PTAS        | 14.0X36.0             |           |
| 6.800  | -  | -    | -    | DQ-05102 | DQ-05289       | 0            | CUARTO DER   | MALIBU, FORMAL            | 73-77                 | HARDTOP 2 PTAS        | 10.0X20.0 |
| 6.800  | -  | -    | -    | DQ-05103 | DQ-05290       | 0            | CUARTO IZQ   | MALIBU, FORMAL            | 73-77                 | HARDTOP 2 PTAS        | 10.0X20.0 |
|  |    |      |      | COTIZAR  | DB-04871       | 0            | MEDALLON     | MALIBU, DEFROSTER         | 73-77                 | HARDTOP 2 PTAS        | 30.0X52.0 |
|  |    |      |      | COTIZAR  | DB-04872       | 0            | MEDALLON     | MALIBU                    | 73-77                 | HARDTOP 2 PTAS        | 30.0X52.0 |
| <b>MALIBU 73-77 HARDTOP/SEDAN 4 PUERTAS (CHEVELLE / MONTECARLO/LAGUNA)</b> |    |      |      |          |                |              |              |                           |                       |                       |           |
|  |    |      |      | COTIZAR  | DW-00804       | 0            | PARABRISA    | MALIBU                    | 73-77                 | HARDTOP 4 PTAS        | 28.6X66.0 |
| 6.600  | -  | -    | -    | DD-04873 | 6              | PUERTA D DER | MALIBU       | 73-77                     | HARDTOP 4 PTAS        | 26.0X34.0             |           |
| 6.600  | -  | -    | -    | DD-04874 | 6              | PUERTA D IZQ | MALIBU       | 73-77                     | HARDTOP 4 PTAS        | 26.0X34.0             |           |
| 6.500  | -  | -    | -    | DD-04875 | 4              | PUERTA T DER | MALIBU       | 73-77                     | HARDTOP 4 PTAS        | 22.0X28.0             |           |
| 6.500  | -  | -    | -    | DD-04876 | 4              | PUERTA T IZQ | MALIBU       | 73-77                     | HARDTOP 4 PTAS        | 22.0X28.0             |           |
| 6.000  | -  | -    | -    | DQ-04877 | 0              | CUARTO T DER | MALIBU       | 73-77                     | HARDTOP 4 PTAS        | 16.0X18.0             |           |
| <b>MALIBU 73-77 HARDTOP/SEDAN 4 PUERTAS (CHEVELLE / MONTECARLO/LAGUNA)</b> |    |      |      |          |                |              |              |                           |                       |                       |           |
| 6.000  | -  | -    | -    | DQ-04878 | 0              | CUARTO T IZQ | MALIBU       | 73-77                     | HARDTOP 4 PTAS        | 16.0X18.0             |           |
|  |    |      |      | COTIZAR  | DB-04879       | 0            | MEDALLON     | MALIBU, ANTENA            | 73-77                 | HARDTOP 4 PTAS        | 26.0X56.0 |
|  |    |      |      | COTIZAR  | DB-04880       | 0            | MEDALLON     | MALIBU                    | 73-77                 | HARDTOP 4 PTAS        | 26.0X56.0 |
| <b>MALIBU 73-77 GUAYIN 4 PUERTAS (CHEVELLE / MONTECARLO/LAGUNA)</b>        |    |      |      |          |                |              |              |                           |                       |                       |           |
|  |    |      |      | COTIZAR  | DW-00804       | 0            | PARABRISA    | MALIBU, ANTENA            | 73-77                 | GUAYIN 4 PUERTAS      | 30.0X66.0 |
|  |    |      |      | COTIZAR  | DW-00806       | 0            | PARABRISA    | MALIBU                    | 73-77                 | GUAYIN 4 PUERTAS      | 30.0X66.0 |
| 7.200  | -  | -    | -    | DD-04873 | 6              | PUERTA D DER | MALIBU       | 73-77                     | GUAYIN 4 PUERTAS      | 26.0X34.0             |           |
| 7.200  | -  | -    | -    | DD-04874 | 6              | PUERTA D IZQ | MALIBU       | 73-77                     | GUAYIN 4 PUERTAS      | 26.0X34.0             |           |
| 7.200  | -  | -    | -    | DD-04881 | 4              | PUERTA T DER | MALIBU       | 73-77                     | GUAYIN 4 PUERTAS      | 24.0X28.0             |           |
| 7.200  | -  | -    | -    | DD-04882 | 4              | PUERTA T IZQ | MALIBU       | 73-77                     | GUAYIN 4 PUERTAS      | 24.0X28.0             |           |
| 6.000  | -  | -    | -    | DV-04885 | 1              | ALETA T DER  | MALIBU       | 73-77                     | GUAYIN 4 PUERTAS      | 10.0X16.0             |           |
| 6.000  | -  | -    | -    | DV-04886 | 1              | ALETA T IZQ  | MALIBU       | 73-77                     | GUAYIN 4 PUERTAS      | 10.0X16.0             |           |
|  |    |      |      | COTIZAR  | DQ-04883       | 0            | CUARTO T DER | MALIBU, MOVIBLE           | 73-77                 | GUAYIN 4 PUERTAS      | 18.0X38.0 |
|  |    |      |      | COTIZAR  | DQ-04884       | 0            | CUARTO T IZQ | MALIBU, MOVIBLE           | 73-77                 | GUAYIN 4 PUERTAS      | 18.0X38.0 |
|  |    |      |      | COTIZAR  | DQ-04887       | 0            | CUARTO T IZQ | MALIBU, FIJO              | 73-77                 | GUAYIN 4 PUERTAS      | 18.0X48.0 |
|  |    |      |      | COTIZAR  | DQ-04888       | 0            | CUARTO T IZQ | MALIBU, FIJO              | 73-77                 | GUAYIN 4 PUERTAS      | 18.0X48.0 |
|  |    |      |      | COTIZAR  | DB-05369       | 0            | MEDALLON     | MALIBU, DEF, C GOMA INSTA | 73-77                 | GUAYIN 4 PUERTAS      | 21.0X54.0 |
|  |    |      |      | COTIZAR  | DB-05370       | 0            | MEDALLON     | MALIBU, C GOMA INSTA      | 73-77                 | GUAYIN 4 PUERTAS      | 21.0X54.0 |



INDUSTRIA DE CRISTAL TEMPLADO, SA DE CV



CHEVROLET



| CL                                  | TX    | GRIS | PRIV | CLAVE    | EQUIVALENCIA Ø | PARTE | ACCESORIOS | MODELO                | TIPO  | MEDIDAS       |           |
|-------------------------------------|-------|------|------|----------|----------------|-------|------------|-----------------------|-------|---------------|-----------|
| <b>MALIBU 78-81 COUPE 2 PUERTAS</b> |       |      |      |          |                |       |            |                       |       |               |           |
|                                     |       |      |      | DW-00887 | DW-00935       | 0     | PARABRISA  | MALIBU, ANTENA        | 78-81 | COUPE 2 PTAS. | 30.0X62.0 |
|                                     |       |      |      | DW-00888 | DW-00934       | 0     | PARABRISA  | MALIBU                | 78-81 | COUPE 2 PTAS. | 30.0X62.0 |
| 7,000                               | 7,200 | -    | -    | DD-05742 |                | 6     | PUERTA DER | MALIBU                | 78-81 | COUPE 2 PTAS. | 24.0X48.0 |
| 7,000                               | 7,200 | -    | -    | DD-05743 |                | 6     | PUERTA IZQ | MALIBU                | 78-81 | COUPE 2 PTAS. | 24.0X48.0 |
| 7,000                               | 7,200 | -    | -    | DD-05895 |                | 9     | PUERTA DER | MALIBU                | 78-81 | COUPE 2 PTAS. | 24.0X48.0 |
| 7,000                               | 7,200 | -    | -    | DD-05896 |                | 9     | PUERTA IZQ | MALIBU                | 78-81 | COUPE 2 PTAS. | 24.0X48.0 |
| 6,000                               | 6,200 | -    | -    | DQ-05766 |                | 0     | CUARTO DER | MALIBU, FORMAL, CORTO | 78-81 | COUPE 2 PTAS. | 18.0X25.0 |
| 6,000                               | 6,200 | -    | -    | DQ-05767 |                | 0     | CUARTO IZQ | MALIBU, FORMAL, CORTO | 78-81 | COUPE 2 PTAS. | 18.0X25.0 |
| 6,000                               | 6,200 | -    | -    | DQ-05768 |                | 0     | CUARTO DER | MALIBU, LARGO         | 78-81 | COUPE 2 PTAS. | 18.0X29.0 |
| 6,000                               | 6,200 | -    | -    | DQ-05769 |                | 0     | CUARTO IZQ | MALIBU, LARGO         | 78-81 | COUPE 2 PTAS. | 18.0X29.0 |
|                                     |       |      |      | DB-05722 |                | 0     | MEDALLON   | MALIBU, DEFROSTER     | 78-81 | COUPE 2 PTAS. | 24.0X60.0 |
|                                     |       |      |      | DB-05723 |                | 0     | MEDALLON   | MALIBU                | 78-81 | COUPE 2 PTAS. | 24.0X60.0 |

|                                      |       |   |   |          |  |   |              |                   |       |               |           |
|--------------------------------------|-------|---|---|----------|--|---|--------------|-------------------|-------|---------------|-----------|
| <b>MALIBU 78- 80 SEDAN 4 PUERTAS</b> |       |   |   |          |  |   |              |                   |       |               |           |
|                                      |       |   |   | DW-00889 |  | 0 | PARABRISA    | MALIBU, ANTENA    | 78-80 | SEDAN 4 PTAS. | 28.0X62.0 |
|                                      |       |   |   | DW-00890 |  | 0 | PARABRISA    | MALIBU            | 78-80 | SEDAN 4 PTAS. | 28.0X62.0 |
| 6,600                                | 6,800 | - | - | DD-05746 |  | 0 | PUERTA D DER | MALIBU            | 78-80 | SEDAN 4 PTAS. | 19.0X37.0 |
| 6,600                                | 6,800 | - | - | DD-05747 |  | 0 | PUERTA D IZQ | MALIBU            | 78-80 | SEDAN 4 PTAS. | 19.0X37.0 |
| 6,500                                | 6,700 | - | - | DD-05748 |  | 0 | PUERTA T DER | MALIBU            | 78-80 | SEDAN 4 PTAS. | 18.0X32.0 |
| 6,500                                | 6,700 | - | - | DD-05749 |  | 0 | PUERTA T IZQ | MALIBU            | 78-80 | SEDAN 4 PTAS. | 18.0X32.0 |
| 3,500                                | 3,700 | - | - | DQ-05770 |  | 1 | CUARTO T DER | MALIBU            | 78-80 | SEDAN 4 PTAS. | 9.0X21.0  |
| 3,500                                | 3,700 | - | - | DQ-05771 |  | 1 | CUARTO T IZQ | MALIBU            | 78-80 | SEDAN 4 PTAS. | 9.0X21.0  |
|                                      |       |   |   | DB-05726 |  | 0 | MEDALLON     | MALIBU, DEFROSTER | 78-80 | SEDAN 4 PTAS. | 23.0X58.0 |
|                                      |       |   |   | DB-05727 |  | 0 | MEDALLON     | MALIBU            | 78-80 | SEDAN 4 PTAS. | 23.0X58.0 |

|                                      |       |   |   |          |  |   |              |                   |       |                |           |
|--------------------------------------|-------|---|---|----------|--|---|--------------|-------------------|-------|----------------|-----------|
| <b>MALIBU 78-83 GUAYIN 4 PUERTAS</b> |       |   |   |          |  |   |              |                   |       |                |           |
|                                      |       |   |   | DW-00889 |  | 0 | PARABRISA    | MALIBU, ANTENA    | 78-83 | GUAYIN 4 PTAS. | 28.0X62.0 |
|                                      |       |   |   | DW-00890 |  | 0 | PARABRISA    | MALIBU            | 78-83 | GUAYIN 4 PTAS. | 28.0X62.0 |
| 6,600                                | 6,800 | - | - | DD-05746 |  | 0 | PUERTA D DER | MALIBU            | 78-83 | GUAYIN 4 PTAS. | 19.0X37.0 |
| 6,600                                | 6,800 | - | - | DD-05747 |  | 0 | PUERTA D IZQ | MALIBU            | 78-83 | GUAYIN 4 PTAS. | 19.0X37.0 |
| 6,500                                | 6,700 | - | - | DD-05752 |  | 0 | PUERTA T DER | MALIBU            | 78-83 | GUAYIN 4 PTAS. | 18.0X25.0 |
| 6,500                                | 6,700 | - | - | DD-05753 |  | 0 | PUERTA T IZQ | MALIBU            | 78-83 | GUAYIN 4 PTAS. | 18.0X25.0 |
| 2,000                                | 2,200 | - | - | DV-05754 |  | 0 | ALETA T DER  | MALIBU            | 78-83 | GUAYIN 4 PTAS. | 6.0X17.0  |
| 2,000                                | 2,200 | - | - | DV-05755 |  | 0 | ALETA T IZQ  | MALIBU            | 78-83 | GUAYIN 4 PTAS. | 6.0X17.0  |
| 2,000                                | 2,200 | - | - | DV-05756 |  | 1 | ALETA T DER  | MALIBU            | 78-83 | GUAYIN 4 PTAS. | 6.0X17.0  |
| 2,000                                | 2,200 | - | - | DV-05757 |  | 1 | ALETA T IZQ  | MALIBU            | 78-83 | GUAYIN 4 PTAS. | 6.0X17.0  |
|                                      |       |   |   | DQ-05758 |  | 0 | CUARTO T DER | MALIBU            | 78-79 | GUAYIN 4 PTAS. | 17.0X48.0 |
|                                      |       |   |   | DQ-05759 |  | 0 | CUARTO T IZQ | MALIBU            | 78-79 | GUAYIN 4 PTAS. | 17.0X48.0 |
|                                      |       |   |   | DQ-05968 |  | 0 | CUARTO T DER | MALIBU            | 78-83 | GUAYIN 4 PTAS. | 16.9X47.1 |
|                                      |       |   |   | DQ-05969 |  | 0 | CUARTO T IZQ | MALIBU            | 78-83 | GUAYIN 4 PTAS. | 16.9X47.1 |
|                                      |       |   |   | DB-05760 |  | 4 | MEDALLON     | MALIBU, DEFROSTER | 78-83 | GUAYIN 4 PTAS. | 21.0X59.0 |
|                                      |       |   |   | DB-05761 |  | 4 | MEDALLON     | MALIBU            | 78-83 | GUAYIN 4 PTAS. | 21.0X59.0 |
|                                      |       |   |   | DB-06205 |  | 4 | MEDALLON     | MALIBU, DEFROSTER | 78-83 | GUAYIN 4 PTAS. | 20.3X59.3 |

|                                     |       |   |   |          |  |   |              |                |       |               |           |
|-------------------------------------|-------|---|---|----------|--|---|--------------|----------------|-------|---------------|-----------|
| <b>MALIBU 81-83 SEDAN 4 PUERTAS</b> |       |   |   |          |  |   |              |                |       |               |           |
|                                     |       |   |   | DW-00889 |  | 0 | PARABRISA    | MALIBU, ANTENA | 81-83 | SEDAN 4 PTAS. | 28.0X62.0 |
|                                     |       |   |   | DW-00890 |  | 0 | PARABRISA    | MALIBU         | 81-83 | SEDAN 4 PTAS. | 28.0X62.0 |
| 6,000                               | 6,200 | - | - | DD-05746 |  | 0 | PUERTA D DER | MALIBU         | 81-83 | SEDAN 4 PTAS. | 19.0X37.0 |
| 6,000                               | 6,200 | - | - | DD-05747 |  | 0 | PUERTA D IZQ | MALIBU         | 81-83 | SEDAN 4 PTAS. | 19.0X37.0 |



CHEVROLET


| CL   | TX    | GRIS | PRIV | CLAVE    | EQUIVALENCIA Ø | PARTE        | ACCESORIOS         | MODELO                   | TIPO                  | MEDIDAS               |               |           |
|--|-------|------|------|----------|----------------|--------------|--------------------|--------------------------|-----------------------|-----------------------|---------------|-----------|
| <b>MALIBU 81-83 SEDAN 4 PUERTAS</b>                            |       |      |      |          |                |              |                    |                          |                       |                       |               |           |
| 5,900  | 6,100 | -    | -    | DD-06122 | 0              | PUERTA T DER | MALIBU             | 81-83                    | SEDAN 4 PTAS.         | 17.7X24.1             |               |           |
| 5,900  | 6,100 | -    | -    | DD-06123 | 0              | PUERTA T IZQ | MALIBU             | 81-83                    | SEDAN 4 PTAS.         | 17.7X24.1             |               |           |
| 2,000  | 2,200 | -    | -    | DV-06124 | 0              | ALETA T DER  | MALIBU             | 81-83                    | SEDAN 4 PTAS.         | 5.7X16.0              |               |           |
| 2,000  | 2,200 | -    | -    | DV-06125 | 0              | ALETA T IZQ  | MALIBU             | 81-83                    | SEDAN 4 PTAS.         | 5.7X16.0              |               |           |
| 2,000  | 2,200 | -    | -    | DV-06126 | 1              | ALETA T DER  | MALIBU             | 81-83                    | SEDAN 4 PTAS.         | 5.7X16.0              |               |           |
| 2,000  | 2,200 | -    | -    | DV-06127 | 1              | ALETA T IZQ  | MALIBU             | 81-83                    | SEDAN 4 PTAS.         | 5.7X16.0              |               |           |
|  |       |      |      | COTIZAR  | DB-06128       | 0            | MEDALLON           | MALIBU, DEFROSTER        | 81-83                 | SEDAN 4 PTAS.         | 13.7X57.8     |           |
|  |       |      |      | COTIZAR  | DB-06129       | 0            | MEDALLON           | MALIBU                   | 81-83                 | SEDAN 4 PTAS.         | 13.7X57.8     |           |
| <b>MALIBU 97-03 SEDAN 4 PUERTAS</b>                            |       |      |      |          |                |              |                    |                          |                       |                       |               |           |
|  |       |      |      | COTIZAR  | DW-01299       | DW-01386     | 0                  | PARABRISA                | SOLAR, MALIBU         | 97-03                 | SEDAN 4 PTAS. | 38.5X60.9 |
| 3,000  | 3,200 | -    | -    | DD-09181 | 0              | PUERTA D DER | MALIBU             | 97-03                    | SEDAN 4 PTAS.         | 23.0X32.5             |               |           |
| 3,000  | 3,200 | -    | -    | DD-09182 | 0              | PUERTA D IZQ | MALIBU             | 97-03                    | SEDAN 4 PTAS.         | 23.0X32.5             |               |           |
| 2,900  | 3,100 | -    | -    | DD-09183 | 0              | PUERTA T DER | MALIBU             | 97-03                    | SEDAN 4 PTAS.         | 23.0X26.5             |               |           |
| 2,900  | 3,100 | -    | -    | DD-09184 | 0              | PUERTA T IZQ | MALIBU             | 97-03                    | SEDAN 4 PTAS.         | 23.0X26.5             |               |           |
| 2,000  | 2,200 | -    | -    | DV-09185 | 0              | ALETA T DER  | MALIBU             | 97-03                    | SEDAN 4 PTAS.         | 9.8X14.5              |               |           |
| 2,000  | 2,200 | -    | -    | DV-09186 | 0              | ALETA T IZQ  | MALIBU             | 97-03                    | SEDAN 4 PTAS.         | 9.8X14.5              |               |           |
|  |       |      |      | COTIZAR  | DB-09187       | 0            | MEDALLON           | DEFROSTER, SOLAR         | 97-03                 | SEDAN 4 PTAS.         | 31.7X54.8     |           |
|  |       |      |      | COTIZAR  | DB-09188       | 0            | MEDALLON           | SOLAR                    | 97-03                 | SEDAN 4 PTAS.         | 31.7X54.8     |           |
| <b>MALIBU 04-07 SEDAN 4 PUERTAS/CLASSIC 08 SEDAN 4 PUERTAS</b> |       |      |      |          |                |              |                    |                          |                       |                       |               |           |
|  |       |      |      | COTIZAR  | DW-01531       | 0            | PARABRISA          | SOLAR, TERCER VISOR      | 04-08                 | HB 4 PTAS/ SD 4 PTAS. | 36.8X59.6     |           |
| -  | 3,400 | -    | -    | DD-10486 | 0              | PUERTA D DER | SOLAR              | 04-08                    | HB 4 PTAS/ SD 4 PTAS. | 21.0X35.9             |               |           |
| -  | 3,400 | -    | -    | DD-10487 | 0              | PUERTA D IZQ | SOLAR              | 04-08                    | HB 4 PTAS/ SD 4 PTAS. | 21.0X35.9             |               |           |
| -  | 3,300 | -    | -    | DD-10488 | 0              | PUERTA T DER | SOLAR              | 04-08                    | SEDAN 4 PUERTAS.      | 22.9X27.9             |               |           |
| -  | 3,300 | -    | -    | DD-10489 | 0              | PUERTA T IZQ | SOLAR              | 04-08                    | SEDAN 4 PUERTAS.      | 22.9X27.9             |               |           |
| -  | 2,700 | -    | -    | DV-10490 | 0              | ALETA T DER  | ENCAPSULADO, SOLAR | 04-08                    | SEDAN 4 PUERTAS.      | 9.0X15.5              |               |           |
| -  | 2,700 | -    | -    | DV-10491 | 0              | ALETA T IZQ  | ENCAPSULADO, SOLAR | 04-08                    | SEDAN 4 PUERTAS.      | 9.0X15.5              |               |           |
|  |       |      |      | COTIZAR  | DB-10492       | 0            | MEDALLON           | ANTENA, DEFROSTER, SOLAR | 04-08                 | SEDAN 4 PUERTAS.      | 26.9X52.9     |           |
| <b>MALIBU MAXX 04-07 HATCHBACK 4 PUERTAS</b>                   |       |      |      |          |                |              |                    |                          |                       |                       |               |           |
|  |       |      |      | COTIZAR  | DW-01531       | 0            | PARABRISA          | SOLAR, TERCER VISOR      | 04-07                 | HB 4 PTAS/ SD 4 PTAS. | 36.8X59.6     |           |
| -  | 3,400 | -    | -    | DD-10486 | 0              | PUERTA D DER | SOLAR              | 04-07                    | HB 4 PTAS/ SD 4 PTAS. | 21.0X35.9             |               |           |
| -  | 3,400 | -    | -    | DD-10487 | 0              | PUERTA D IZQ | SOLAR              | 04-07                    | HB 4 PTAS/ SD 4 PTAS. | 21.0X35.9             |               |           |
| -  | 3,300 | -    | -    | DD-10663 | 1              | PUERTA T DER | SOLAR              | 04-07                    | HATCHBACK 4 PTAS.     | 23.8X30.8             |               |           |



INDUSTRIA DE CRISTAL TEMPLADO, SA DE CV



CHEVROLET



| CL  | TX    | GRIS | PRIV | CLAVE    | EQUIVALENCIA Ø | PARTE        | ACCESORIOS                 | MODELO             | TIPO  | MEDIDAS               |
|---|-------|------|------|----------|----------------|--------------|----------------------------|--------------------|---|-----------------------|
| <b>MALIBU MAXX 04-07 HATCHBACK 4 PUERTAS</b>            |       |      |      |          |                |              |                            |                    |   |                       |
| -   | 3,300 | -    | -    | DD-10664 | 1              | PUERTA T IZQ | SOLAR                      | 04-07              | HATCHBACK 4 PTAS.                             | 23.8X30.8             |
| -   | 4,000 | -    | -    | DQ-10665 | 0              | CUARTO T DER | ENCAPSULADO, SOLAR         | 04-07              | HATCHBACK 4 PTAS.                             | 15.5X21.5             |
| -   | 4,000 | -    | -    | DQ-10666 | 0              | CUARTO T IZQ | ENCAPSULADO, SOLAR         | 04-07              | HATCHBACK 4 PTAS.                             | 15.5X21.5             |
|   |       |      |      | COTIZAR  |                | DR-10980     | 0                          | TECHO              | SOLAR   | S/M                   |
|   |       |      |      | COTIZAR  |                | DB-10667     | 0                          | MEDALLON           | DEFROSTER, SOLAR                              | 24.5X51.0             |
|   |       |      |      | COTIZAR  |                | DB-10979     | 1                          | MEDALLON           | DEF, SOLAR, LIMPEADOR                         | 24.5X51.0             |
| <b>MALIBU 08-12 SEDAN 4 PUERTAS</b>                     |       |      |      |          |                |              |                            |                    |   |                       |
|   |       |      |      | COTIZAR  |                | DW-01672     | 0                          | PARABRISA          | SOL, TERC VIS, ACUST NTER                     | 8                     |
|   |       |      |      | COTIZAR  |                | DW-01746     | 0                          | PARABRISA          | SOLAR, TERCER VISOR                           | 08-12                 |
| -   | 3,600 | -    | -    | DD-11949 | 0              | PUERTA D DER | SOLAR, REPUESTO            | 08-12              | SEDAN 4 PUERTAS.                              | 37.4X53.7             |
| -   | 3,600 | -    | -    | DD-11950 | 0              | PUERTA D IZQ | SOLAR, REPUESTO            | 08-12              | SEDAN 4 PUERTAS.                              | 17.0X31.0             |
| -   | 3,600 | -    | -    | DD-11236 | 0              | PUERTA D DER | SOLAR, LAMINADO            | 08-12              | SEDAN 4 PUERTAS.                              | 17.0X31.0             |
| -   | 3,600 | -    | -    | DD-11237 | 0              | PUERTA D IZQ | SOLAR, LAMINADO            | 08-12              | SEDAN 4 PUERTAS.                              | 17.0X31.0             |
| -   | 3,500 | -    | -    | DD-11481 | 0              | PUERTA T DER | SOLAR                      | 08-12              | SEDAN 4 PUERTAS.                              | 16.0X26.0             |
| -   | 3,500 | -    | -    | DD-11482 | 0              | PUERTA T IZQ | SOLAR                      | 08-12              | SEDAN 4 PUERTAS.                              | 16.0X26.0             |
| -   | 2,700 | -    | -    | DV-11483 | 0              | ALETA T DER  | SOLAR                      | 08-12              | SEDAN 4 PUERTAS.                              | 9.0X11.0              |
| -   | 2,700 | -    | -    | DV-11484 | 0              | ALETA T IZQ  | SOLAR                      | 08-12              | SEDAN 4 PUERTAS.                              | 9.0X11.0              |
|   |       |      |      | COTIZAR  |                | DB-11485     | 0                          | MEDALLON           | ANT, DEFROSTER, SOLAR                         | 31.0X47.3             |
| <b>MALIBU 13-15 SEDAN 4 PUERTAS</b>                     |       |      |      |          |                |              |                            |                    |   |                       |
|   |       |      |      | COTIZAR  |                | DW-01946     | 0                          | PARABRISA          | SOLAR, TERCER VISOR                           | 13-15                 |
|   |       |      |      | COTIZAR  |                | DW-01947     | 0                          | PARABRISA          | SOL, TERCER VISOR, SENS DE CONDESACION        | 13-15                 |
|   |       |      |      | COTIZAR  |                | DW-01948     | 0                          | PARABRISA          | SOL, TERCER VISOR, SENS DE CONDESACION        | 13-15                 |
|   |       |      |      | COTIZAR  |                | DW-01965     | 0                          | PARABRISA          | SOLAR, TERCER VISOR, ACOUSTIC INTER           | 13-15                 |
|   |       |      |      | COTIZAR  |                | DW-01966     | 0                          | PARABRISA          | SOLAR, TERCER VISOR, ACOUSTIC INTER           | 13-15                 |
|   |       |      |      | COTIZAR  |                | DW-01967     | 0                          | PARABRISA          | SOL, TERC VISOR, ACOUSTIC INTER, SENS CONDENS | 13-15                 |
| -   | 4,000 | -    | -    | DD-12363 | DD-12027       | 0            | PUERTA D DER               | SOLAR              | 13-15   | SEDAN 4 PTAS.         |
| -   | 4,000 | -    | -    | DD-12364 | DD-12028       | 0            | PUERTA D IZQ               | SOLAR              | 13-15   | SEDAN 4 PTAS.         |
|   |       |      |      | COTIZAR  |                | DD-12468     | 0                          | PUERTA D DER       | SOLAR, LAMINADO, REPUESTO                     | 13-15                 |
|   |       |      |      | COTIZAR  |                | DD-12469     | 0                          | PUERTA D IZQ       | SOLAR, LAMINADO, REPUESTO                     | 13-15                 |
| -   | 3,900 | -    | -    | DD-12029 |                | 0            | PUERTA T DER               | SOLAR              | 13-15   | SEDAN 4 PTAS.         |
| -   | 3,900 | -    | -    | DD-12030 |                | 0            | PUERTA T IZQ               | SOLAR              | 13-15   | SEDAN 4 PTAS.         |
| <b>MALIBU 13-15 SEDAN 4 PUERTAS</b>                     |       |      |      |          |                |              |                            |                    |   |                       |
| -   | 3,000 | -    | -    | DV-12031 |                | 0            | ALETA T DER                | ENCAPSULADO, SOLAR | 13-15   | SEDAN 4 PTAS.         |
| -   | 3,000 | -    | -    | DV-12032 |                | 0            | ALETA T IZQ                | ENCAPSULADO, SOLAR | 13-15   | SEDAN 4 PTAS.         |
|   |       |      |      | COTIZAR  |                | DB-12033     | 0                          | MEDALLON           | DEFROSTER, SOLAR                              | 30.8X47.3             |
|   |       |      |      | COTIZAR  |                | DB-12092     | 0                          | MEDALLON           | DEFROSTER, SOLAR                              | 30.8X47.3             |
| <b>MATIZ 06-15 HATCHBACK 4 PUERTAS (SOLO EN MÉXICO)</b> |       |      |      |          |                |              |                            |                    |   |                       |
|   |       |      |      | COTIZAR  |                | DW-01671     | 0                          | PARABRISA          | PONTIAC                                       | (PONTIAC MATIZ 06-09) |
| 1,400   | 1,600 | -    | -    | DV-11229 | 0              | ALETA D DER  | PONTIAC                    | 06-15              | HATCHBACK 4 PTAS.                             | 36.7X48.0             |
| 1,400   | 1,600 | -    | -    | DV-11230 | 0              | ALETA D IZQ  | PONTIAC                    | 06-15              | HATCHBACK 4 PTAS.                             | 12.8X9.0              |
| 2,400   | 2,600 | -    | -    | DD-11231 | 0              | PUERTA D DER | PONTIAC                    | 06-15              | HATCHBACK 4 PTAS.                             | 12.8X9.0              |
| 2,400   | 2,600 | -    | -    | DD-11232 | 0              | PUERTA D IZQ | PONTIAC                    | 06-15              | HATCHBACK 4 PTAS.                             | 30.5X24.3             |
| 2,300   | 2,500 | -    | -    | DD-11233 | 0              | PUERTA T DER | PONTIAC                    | 06-15              | HATCHBACK 4 PTAS.                             | 30.5X24.3             |
| 2,300   | 2,500 | -    | -    | DD-11234 | 0              | PUERTA T IZQ | PONTIAC                    | 06-15              | HATCHBACK 4 PTAS.                             | 27.8X18.9             |
| 6,000   | 6,200 | -    | -    | DB-11235 | 0              | MEDALLON     | DEFROSTER, PONTIAC         | 06-15              | HATCHBACK 4 PTAS.                             | 27.8X18.9             |
|   |       |      |      | COTIZAR  |                | DB-11911     | 0                          | MEDALLON           | DEF, LUZ DE FRENO, PONTIAC                    | 19.4X47.0             |
| 6,000   | 6,200 | -    | -    | DB-11912 | 4              | MEDALLON     | DEF, LUZ DE FRENO, PONTIAC | 10-11              | HATCHBACK 4 PTAS.                             | 19.4X47.0             |



CHEVROLET



| CL  | TX    | GRIS | PRIV | CLAVE   | EQUIVALENCIA Ø | PARTE | ACCESORIOS   | MODELO                      | TIPO  | MEDIDAS             |           |
|---|-------|------|------|---------|----------------|-------|--------------|-----------------------------|-------|---------------------|-----------|
| <b>MERIVA 03-08 HATCHBACK 4 PUERTAS (SOLO EN MÉXICO)</b>                        |       |      |      |         |                |       |              |                             |       |                     |           |
|   |       |      |      | COTIZAR | FW-02430       | 0     | PARABRISA    | SOLAR                       | 03-08 | HATCHBACK 4 PTAS.   | 40.0X54.5 |
|   |       |      |      | COTIZAR | FW-02431       | 0     | PARABRISA    | SOLAR, PROTECTOR SOLAR      | 03-08 | HATCHBACK 4 PTAS.   | 40.0X54.5 |
|   |       |      |      | COTIZAR | FW-02742       | 0     | PARABRISA    | SOLAR, PROTECTOR SOLAR      | 03-08 | HATCHBACK 4 PTAS.   | 40.0X54.5 |
| -   | 2,500 | -    | -    |         | FV-22971       | 0     | ALETA D DER  | ENCAPSULADO, SOLAR          | 03-08 | HATCHBACK 4 PTAS.   | S/M       |
| -   | 2,500 | -    | -    |         | FV-22972       | 0     | ALETA D IZQ  | ENCAPSULADO, SOLAR          | 03-08 | HATCHBACK 4 PTAS.   | S/M       |
| -   | 2,800 | -    | -    |         | FD-22973       | 0     | PUERTA D DER | SOLAR                       | 03-08 | HATCHBACK 4 PTAS.   | S/M       |
| -   | 2,800 | -    | -    |         | FD-22974       | 0     | PUERTA D IZQ | SOLAR                       | 03-08 | HATCHBACK 4 PTAS.   | S/M       |
| -   | 2,700 | -    | -    |         | FD-22975       | 0     | PUERTA T DER | SOLAR                       | 03-08 | HATCHBACK 4 PTAS.   | S/M       |
| -   | 2,700 | -    | -    |         | FD-22976       | 0     | PUERTA T IZQ | SOLAR                       | 03-08 | HATCHBACK 4 PTAS.   | S/M       |
| -   | 3,500 | -    | -    |         | FQ-22977       | 0     | CUARTO T DER | ENCAPSULADO, SOLAR          | 03-08 | HATCHBACK 4 PTAS.   | S/M       |
| -   | 3,500 | -    | -    |         | FQ-22978       | 0     | CUARTO T IZQ | ENCAPSULADO, SOLAR          | 03-08 | HATCHBACK 4 PTAS.   | S/M       |
|   |       |      |      | COTIZAR | FQ-23173       | 0     | CUARTO T DER | ANT, ENCAPSULADO, SOLAR     | 03-08 | HATCHBACK 4 PTAS.   | S/M       |
|   |       |      |      | COTIZAR | FQ-23174       | 0     | CUARTO T IZQ | ANT, ENCAPSULADO, SOLAR     | 03-08 | HATCHBACK 4 PTAS.   | S/M       |
| -   | 7,000 | -    | -    |         | FB-22979       | 0     | MEDALLON     | DEFROSTER, SOLAR            | 03-08 | HATCHBACK 4 PTAS.   | S/M       |
| <b>METRO 00-06 HATCHBACK 2 PUERTAS (PONTIAC FIREFLY 00)(SUSUKI SWIFT 00-02)</b> |       |      |      |         |                |       |              |                             |       |                     |           |
|   |       |      |      | COTIZAR | FW-00800       | 0     | PARABRISA    | FIREFLY/SWIFT               | 00-06 | HB 2 PTAS/SD 4 PTAS | 35.5X54.0 |
| 3,000   | 3,200 | -    | -    |         | FD-05477       | 0     | PUERTA DER   | FIREFLY/SWIFT               | 00-06 | HATCHBACK 2 PTAS.   | 20.5X37.0 |
| 3,000   | 3,200 | -    | -    |         | FD-05478       | 0     | PUERTA IZQ   | FIREFLY/SWIFT               | 00-06 | HATCHBACK 2 PTAS.   | 20.5X37.0 |
| 3,200   | 3,400 | -    | -    |         | FQ-05479       | 0     | CUARTO DER   | FIREFLY/SWIFT               | 00-06 | HATCHBACK 2 PTAS.   | 18.0X37.4 |
| 3,200   | 3,400 | -    | -    |         | FQ-05480       | 0     | CUARTO IZQ   | FIREFLY/SWIFT               | 00-06 | HATCHBACK 2 PTAS.   | 18.0X37.4 |
|   |       |      |      | COTIZAR | FB-05481       | 0     | MEDALLON     | DEFROSTER, FIREFLY/SWIFT    | 00-06 | HATCHBACK 2 PTAS.   | 22.7X47.5 |
|   |       |      |      | COTIZAR | FB-05482       | 0     | MEDALLON     | FIREFLY/SWIFT               | 00-06 | HATCHBACK 2 PTAS.   | 22.7X47.5 |
| <b>METRO 00-06 SEDAN 4 PUERTAS (PONTIAC FIREFLY 00)</b>                         |       |      |      |         |                |       |              |                             |       |                     |           |
|   |       |      |      | COTIZAR | FW-00800       | 0     | PARABRISA    | FIREFLY                     | 00-06 | HB 2 PTAS/SD 4 PTAS | 35.5X54.0 |
| 3,600   | -     | -    | -    |         | FD-05483       | 0     | PUERTA D DER | FIREFLY                     | 00-06 | SEDAN 4 PUERTAS.    | 20.0X30.0 |
| 3,600   | -     | -    | -    |         | FD-05484       | 0     | PUERTA D IZQ | FIREFLY                     | 00-06 | SEDAN 4 PUERTAS.    | 20.0X30.0 |
| 3,500   | -     | -    | -    |         | FD-05485       | 0     | PUERTA T DER | FIREFLY                     | 00-06 | SEDAN 4 PUERTAS.    | 20.0X27.5 |
| 3,500   | -     | -    | -    |         | FD-05486       | 0     | PUERTA T IZQ | FIREFLY                     | 00-06 | SEDAN 4 PUERTAS.    | 20.0X27.5 |
|   |       |      |      | COTIZAR | FB-05487       | 0     | MEDALLON     | DEFROSTER, FIREFLY          | 00-06 | SEDAN 4 PUERTAS.    | 34.5X52.0 |
|   |       |      |      | COTIZAR | FB-05488       | 0     | MEDALLON     | FIREFLY                     | 00-06 | SEDAN 4 PUERTAS.    | 34.5X52.0 |
| <b>MONTE CARLO 81-88 COUPE 2 PUERTAS</b>  |       |      |      |         |                |       |              |                             |       |                     |           |
|   |       |      |      | COTIZAR | DW-00934       | 0     | PARABRISA    | MONTECARLO                  | 81-88 | COUPE 2 PTAS.       | 30.0X62.0 |
|   |       |      |      | COTIZAR | DW-00935       | 0     | PARABRISA    | MONTECARLO, ANTENA          | 81-88 | COUPE 2 PTAS.       | 30.0X62.0 |
| 7,200   | 7,400 | -    | -    |         | DD-06289       | 10    | PUERTA DER   | MONTECARLO                  | 81-88 | COUPE 2 PTAS.       | 23.4X47.5 |
| 7,200   | 7,400 | -    | -    |         | DD-06290       | 10    | PUERTA IZQ   | MONTECARLO                  | 81-88 | COUPE 2 PTAS.       | 23.4X47.5 |
| 4,000   | 4,200 | -    | -    |         | DQ-06295       | 0     | CUARTO DER   | MONTECARLO                  | 81-88 | COUPE 2 PTAS.       | 12.7X15.3 |
| 4,000   | 4,200 | -    | -    |         | DQ-06296       | 0     | CUARTO IZQ   | MONTECARLO                  | 81-88 | COUPE 2 PTAS.       | 12.7X15.3 |
|   |       |      |      | COTIZAR | DQ-06297       | 0     | CUARTO DER   | MONTECARLO, MARCO CROMADO   | 81-88 | COUPE 2 PTAS.       | 12.7X15.3 |
|   |       |      |      | COTIZAR | DQ-06298       | 0     | CUARTO IZQ   | MONTECARLO, MARCO CROMADO   | 81-88 | COUPE 2 PTAS.       | 12.7X15.3 |
|   |       |      |      | COTIZAR | DB-05740       | 0     | MEDALLON     | MONTECARLO, DEFROSTER       | 81-88 | COUPE 2 PTAS.       | 16.0X60.0 |
|   |       |      |      | COTIZAR | DB-05741       | 0     | MEDALLON     | MONTECARLO                  | 81-88 | COUPE 2 PTAS.       | 16.0X60.0 |
|   |       |      |      | COTIZAR | DB-07050       | 0     | MEDALLON     | MONTECARLO, DEFROSTER       | 86-88 | COUPE 2 PTAS.       | 15.4X59.5 |
| <b>MONTE CARLO 00-05 COUPE 2 PUERTAS</b>  |       |      |      |         |                |       |              |                             |       |                     |           |
|   |       |      |      | COTIZAR | DW-01378       | 0     | PARABRISA    | SOL, BAN PINT, BOTON ESPEJO | 00-03 | COUPE 2 PUERTAS     | 42.0X64.0 |
|   |       |      |      | COTIZAR | DW-01558       | 0     | PARABRISA    | SOLAR, TERCER VISOR         | 04-05 | COUPE 2 PUERTAS     | 42.0X64.0 |
| -   | 7,200 | -    | -    |         | DD-09643       | 0     | PUERTA DER   | SOLAR                       | 00-05 | COUPE 2 PUERTAS     | 21.4X45.9 |
| -   | 7,200 | -    | -    |         | DD-09644       | 0     | PUERTA IZQ   | SOLAR                       | 00-05 | COUPE 2 PUERTAS     | 21.4X45.9 |



CHEVROLET




| CL  | TX    | GRIS | PRIV | CLAVE    | EQUIVALENCIA Ø | PARTE        | ACCESORIOS         | MODELO                     | TIPO                | MEDIDAS              |           |
|---|-------|------|------|----------|----------------|--------------|--------------------|----------------------------|---------------------|----------------------|-----------|
| <b>MONTE CARLO 00-05 COUPE 2 PUERTAS</b>  |       |      |      |          |                |              |                    |                            |                     |                      |           |
| -   | 4,500 | -    | -    | DQ-09645 | 0              | CUARTO DER   | ENCAPSULADO, SOLAR | 00-05                      | COUPE 2 PUERTAS     | 16.3X17.4            |           |
| -   | 4,500 | -    | -    | DQ-09646 | 0              | CUARTO IZQ   | ENCAPSULADO, SOLAR | 00-05                      | COUPE 2 PUERTAS     | 16.3X17.4            |           |
|   |       |      |      | COTIZAR  | DB-09647       | 0            | MEDALLON           | ANT. DEFROSTER, SOLAR      | 00-05               | COUPE 2 PUERTAS      | 36.8X55.0 |
|   |       |      |      | COTIZAR  | DB-09822       | 0            | MEDALLON           | ANT. DEF. SOL. SIST Q / Ø  | 00-05               | COUPE 2 PUERTAS      | 36.8X55.0 |
|   |       |      |      | COTIZAR  | DB-10734       | 0            | MEDALLON           | ANTENA, DEFROSTER, SOLAR   | 04-05               | COUPE 2 PUERTAS      | 36.8X55.0 |
|   |       |      |      | COTIZAR  | DB-10735       | 0            | MEDALLON           | ANT. DEF. SOL. SIST Q / Ø  | 04-05               | COUPE 2 PUERTAS      | 36.8X55.0 |
| <b>MONTE CARLO 06-09 COUPE 2 PUERTAS</b>  |       |      |      |          |                |              |                    |                            |                     |                      |           |
|   |       |      |      | COTIZAR  | DW-01632       | 0            | PARABRISA          | SOL. BAN PINTU. BOT ESPEJO | 06-09               | COUPE 2 PUERTAS      | 42.0X64.0 |
|   |       |      |      | COTIZAR  | DW-01633       | 0            | PARABRISA          | SOLAR, TERCER VISOR        | 06-09               | COUPE 2 PUERTAS      | 42.0X64.0 |
| -   | 7,200 | -    | -    | DD-09643 | 0              | PUERTA DER   | SOLAR              | 06-09                      | COUPE 2 PUERTAS     | 21.4X45.9            |           |
| -   | 7,200 | -    | -    | DD-09644 | 0              | PUERTA IZQ   | SOLAR              | 06-09                      | COUPE 2 PUERTAS     | 21.4X45.9            |           |
| -   | 4,500 | -    | -    | DQ-09645 | 0              | CUARTO DER   | ENCAPSULADO, SOLAR | 06-09                      | COUPE 2 PUERTAS     | 16.3X17.4            |           |
| -   | 4,500 | -    | -    | DQ-09646 | 0              | CUARTO IZQ   | ENCAPSULADO, SOLAR | 06-09                      | COUPE 2 PUERTAS     | 16.3X17.4            |           |
|   |       |      |      | COTIZAR  | DB-11019       | 0            | MEDALLON           | ANTENA, DEFROSTER, SOLAR   | 06-09               | COUPE 2 PUERTAS      | 36.0X54.5 |
| <b>OPTRA 04-06 SEDAN 4 PUERTAS (SOLO EN CANADA) (SUZUKI FORENZA 05-08/RENO 05-08)</b>       |       |      |      |          |                |              |                    |                            |                     |                      |           |
|   |       |      |      | COTIZAR  | DW-01563       | 0            | PARABRISA          | OPTRA                      | 04-06               | SEDAN 4 PUERTAS.     | 34.0X54.5 |
| 2,600   | 2,800 | -    | -    | DD-10656 | 0              | PUERTA D DER | OPTRA              | 04-06                      | SEDAN 4 PUERTAS.    | 17.0X30.0            |           |
| 2,600   | 2,800 | -    | -    | DD-10657 | 0              | PUERTA D IZQ | OPTRA              | 04-06                      | SEDAN 4 PUERTAS.    | 17.0X30.0            |           |
| 2,500   | 2,700 | -    | -    | DD-10658 | 0              | PUERTA T DER | OPTRA              | 04-06                      | SEDAN 4 PUERTAS.    | 17.0X26.5            |           |
| 2,500   | 2,700 | -    | -    | DD-10659 | 0              | PUERTA T IZQ | OPTRA              | 04-06                      | SEDAN 4 PUERTAS.    | 17.0X26.5            |           |
| 1,400   | 1,600 | -    | -    | DV-10660 | 0              | ALETA T DER  | ENCAPSULADO        | 04-06                      | SEDAN 4 PUERTAS.    | 8.5X20.8             |           |
| 1,400   | 1,600 | -    | -    | DV-10661 | 0              | ALETA T IZQ  | ENCAPSULADO        | 04-06                      | SEDAN 4 PUERTAS.    | 8.5X20.8             |           |
|   |       |      |      | COTIZAR  | DR-10867       | 0            | TECHO              | OPTRA                      | 04-06               | SEDAN 4 PUERTAS.     | S/M       |
| 6,000   | 6,200 | -    | -    | DB-10662 | 0              | MEDALLON     | DEFROSTER          | 04-06                      | SEDAN 4 PUERTAS.    | 28.0X49.0            |           |
| <b>OPTRA 04-06 GUAYIN 4 PUERTAS (SOLO EN CANADA) (SUZUKI FORENZA 05-08/RENO 05-08)</b>      |       |      |      |          |                |              |                    |                            |                     |                      |           |
|   |       |      |      | COTIZAR  | DW-01608       | 0            | PARABRISA          | ANTENA                     | 04-06               | GUAYIN 4 PUERTAS.    | 34.0X54.5 |
|   |       |      |      | COTIZAR  | DW-01614       | 0            | PARABRISA          | ANTENA, SENSOR DE LLUVIA   | 04-06               | GUAYIN 4 PUERTAS.    | 34.0X54.5 |
| 2,600   | 2,800 | -    | -    | DD-10656 | 0              | PUERTA D DER | OPTRA              | 04-06                      | GUAYIN/ SD 4 PTAS.  | 17.0X30.0            |           |
| 2,600   | 2,800 | -    | -    | DD-10657 | 0              | PUERTA D IZQ | OPTRA              | 04-06                      | STATION/ SD 4 PTAS. | 17.0X30.0            |           |
| 2,500   | 2,700 | -    | -    | DD-10844 | 0              | PUERTA T DER | OPTRA              | 04-06                      | GUAYIN 4 PUERTAS.   | 18.0X28.0            |           |
| 2,500   | 2,700 | -    | -    | DD-10845 | 0              | PUERTA T IZQ | OPTRA              | 04-06                      | GUAYIN 4 PUERTAS.   | 18.0X28.0            |           |
|   |       |      |      | COTIZAR  | DQ-10846       | 0            | CUARTO T DER       | OPTRA                      | 06-09               | GUAYIN 4 PUERTAS.    | 16.5X31.0 |
| <b>OPTRA 04-06 GUAYIN 4 PUERTAS (SOLO EN CANADA) (SUZUKI FORENZA 05-08/RENO 05-08)</b>      |       |      |      |          |                |              |                    |                            |                     |                      |           |
|   |       |      |      | COTIZAR  | DQ-10847       | 0            | CUARTO T IZQ       | OPTRA                      | 06-09               | GUAYIN 4 PUERTAS.    | 16.5X31.0 |
|   |       |      |      | COTIZAR  | DR-10867       | 0            | TECHO              | OPTRA                      | 04-06               | GUAYIN / SD 4 PTAS.  | S/M       |
|   |       |      |      | COTIZAR  | DB-10848       | 0            | MEDALLON           | DEFROSTER                  | 04-06               | GUAYIN 4 PUERTAS.    | 18.5X47.5 |
| <b>OPTRA 5 04-06 HATCHBACK 4 PUERTAS (SOLO EN CANADA) (SUZUKI FORENZA 05-08/RENO 05-08)</b> |       |      |      |          |                |              |                    |                            |                     |                      |           |
|   |       |      |      | COTIZAR  | DW-01608       | 0            | PARABRISA          | ANTENA                     | 04-06               | STATION / HB 4 PTAS. | 34.0X54.5 |
|   |       |      |      | COTIZAR  | DW-01614       | 0            | PARABRISA          | ANTENA, SENSOR DE LLUVIA   | 04-06               | STATION / HB 4 PTAS. | 34.0X54.5 |
| 2,600   | 2,800 | -    | -    | DD-10656 | 0              | PUERTA D DER | OPTRA              | 04-06                      | STION/SD/HB 4 PTAS. | 17.0X30.0            |           |
| 2,600   | 2,800 | -    | -    | DD-10657 | 0              | PUERTA D IZQ | OPTRA              | 04-06                      | STION/SD/HB 4 PTAS. | 17.0X30.0            |           |
| 2,500   | 2,700 | -    | -    | DD-10755 | 0              | PUERTA T DER | OPTRA              | 04-06                      | STATION 4 PUERTAS.  | 18.0X28.0            |           |
| 2,500   | 2,700 | -    | -    | DD-10756 | 0              | PUERTA T IZQ | OPTRA              | 04-06                      | STATION 4 PUERTAS.  | 18.0X28.0            |           |
|   |       |      |      | COTIZAR  | DR-10867       | 0            | TECHO              | OPTRA                      | 04-06               | STATION / SD 4 PTAS. | S/M       |
|   |       |      |      | COTIZAR  | DB-10757       | 0            | MEDALLON           | DEFROSTER                  | 04-06               | STATION 4 PUERTAS.   | 22.0X59.0 |



INDUSTRIA DE CRISTAL TEMPLADO, SA DE CV



CHEVROLET



| CL  | TX      | GRIS  | PRIV   | CLAVE    | EQUIVALENCIA Ø | PARTE          | ACCESORIOS                        | MODELO | TIPO                | MEDIDAS   |
|---|---------|-------|--------|----------|----------------|----------------|-----------------------------------|--------|---------------------|-----------|
| <b>OPTRA 06-10 SEDAN 4 PUERTAS (SOLO EN MÉXICO)</b> (SUZUKI FORENZA 05-08/RENO 05-08)                                 |         |       |        |          |                |                |                                   |        |                     |           |
|   | COTIZAR |       |        | DW-01563 |                | 0 PARABRISA    | OPTRA                             | 04-06  | SEDAN 4 PUERTAS.    | 34.0X54.5 |
| 2,600   | 2,800   | -     | -      | DD-10656 |                | 0 PUERTA D DER | OPTRA                             | 04-06  | SEDAN 4 PUERTAS.    | 17.0X30.0 |
| 2,600   | 2,800   | -     | -      | DD-10657 |                | 0 PUERTA D IZQ | OPTRA                             | 04-06  | SEDAN 4 PUERTAS.    | 17.0X30.0 |
| 2,500   | 2,700   | -     | -      | DD-10658 |                | 0 PUERTA T DER | OPTRA                             | 04-06  | SEDAN 4 PUERTAS.    | 17.0X26.5 |
| 2,500   | 2,700   | -     | -      | DD-10659 |                | 0 PUERTA T IZQ | OPTRA                             | 04-06  | SEDAN 4 PUERTAS.    | 17.0X26.5 |
| 1,400   | 1,600   | -     | -      | DV-10660 |                | 0 ALETA T DER  | ENCAPSULADO                       | 04-06  | SEDAN 4 PUERTAS.    | 8.5X20.8  |
| 1,400   | 1,600   | -     | -      | DV-10661 |                | 0 ALETA T IZQ  | ENCAPSULADO                       | 04-06  | SEDAN 4 PUERTAS.    | 8.5X20.8  |
|   | COTIZAR |       |        | DR-10867 |                | 0 TECHO        | OPTRA                             | 04-06  | SEDAN 4 PUERTAS.    | S/M       |
| 7,000   | 7,200   | -     | -      | DB-10662 |                | 0 MEDALLON     | DEFROSTER                         | 04-06  | SEDAN 4 PUERTAS.    | 28.0X49.0 |
| <b>ORLANDO 12-14 UTILITY 4 PUERTAS (SOLO EN CANADA)</b>   |         |       |        |          |                |                |                                   |        |                     |           |
|   | COTIZAR |       |        | DW-01944 |                | 0 PARABRISA    | SOLAR                             | 12-14  | UTILITY 4 PUERTAS   | S.M       |
|   | COTIZAR |       |        | DV-12041 |                | 0 ALETA D DER  | SOLAR                             | 12-14  | UTILITY 4 PUERTAS   | S.M       |
|   | COTIZAR |       |        | DV-12042 |                | 0 ALETA D IZQ  | SOLAR                             | 12-14  | UTILITY 4 PUERTAS   | S.M       |
|   | COTIZAR |       |        | DD-12043 |                | 0 PUERTA D DER | SOLAR                             | 12-14  | UTILITY 4 PUERTAS   | S.M       |
|   | COTIZAR |       |        | DD-12044 |                | 0 PUERTA D IZQ | SOLAR                             | 12-14  | UTILITY 4 PUERTAS   | S.M       |
|   | COTIZAR |       |        | DD-12045 |                | 0 PUERTA T DER | SOLAR                             | 12-14  | UTILITY 4 PUERTAS   | S.M       |
|   | COTIZAR |       |        | DD-12046 |                | 0 PUERTA T IZQ | SOLAR                             | 12-14  | UTILITY 4 PUERTAS   | S.M       |
|   | COTIZAR |       |        | DQ-12047 |                | 0 CUARTO T DER | SOLAR, MOLDEO NEGRO               | 12-14  | UTILITY 4 PUERTAS   | S.M       |
|   | COTIZAR |       |        | DQ-12048 |                | 0 CUARTO T IZQ | SOLAR, MOLDEO NEGRO               | 12-14  | UTILITY 4 PUERTAS   | S.M       |
| <b>ORLANDO 12-14 UTILITY 4 PUERTAS (SOLO EN CANADA)</b>   |         |       |        |          |                |                |                                   |        |                     |           |
|   | COTIZAR |       |        | DQ-12051 |                | 0 CUARTO T DER | SOL, MOLDURA CROMADA              | 12-14  | UTILITY 4 PUERTAS   | S.M       |
|   | COTIZAR |       |        | DQ-12052 |                | 0 CUARTO T IZQ | SOL, MOLDURA CROMADA              | 12-14  | UTILITY 4 PUERTAS   | S.M       |
|   | COTIZAR |       |        | DB-12049 |                | 0 MEDALLON     | DEF, AUG, SOL, ALTA LUZ FRENO MON | 12-14  | UTILITY 4 PUERTAS   | S.M       |
|   | COTIZAR |       |        | DB-12050 |                | 0 MEDALLON     | DEF, AUG, SOLAR                   | 12-14  | UTILITY 4 PUERTAS   | S.M       |
| <b>PICKUP AVALANCHE 02-06 CREW CAB 4 PUERTAS</b> (CADILLAC ESCALADE PICKUP EXT 02-06)(GMC YUKON/SIERRA PICKUP 01-06)  |         |       |        |          |                |                |                                   |        |                     |           |
|   | COTIZAR |       |        | DW-01341 |                | 0 PARABRISA    | SOL, ESCA EXT/SIERRA/YUKON        | 02-03  | CREW CAB 4 PUERTAS. | 31.5X69.1 |
|   | COTIZAR |       |        | DW-01549 |                | 0 PARABRISA    | SOL, TERC VIS, ESCA EXT/SIE/YUK   | 04-06  | CREW CAB 4 PUERTAS. | 31.5X69.1 |
|   | COTIZAR |       |        | DW-01736 |                | 0 PARABRISA    | TERC VIS, REP. PRO SOL, ESCA EXT  | 6      | CREW CAB 4 PUERTAS. | 31.5X69.1 |
| 2,800   | 3,000   | -     | -      | DD-09479 |                | 0 PUERTA D DER | SOL, ESCA EXT/SIERRA/YUKON        | 02-06  | CREW CAB 4 PUERTAS. | 26.4X32.4 |
| 2,800   | 3,000   | -     | -      | DD-09480 |                | 0 PUERTA D IZQ | SOL, ESCA EXT/SIERRA/YUKON        | 02-06  | CREW CAB 4 PUERTAS. | 26.4X32.4 |
| 2,700   | 2,900   | 2,900 | 4,500  | DD-09734 |                | 0 PUERTA T DER | SOL, ESCA EXT, SIERRA             | 02-06  | CREW CAB 4 PUERTAS. | 26.1X30.1 |
| 2,700   | 2,900   | 2,900 | 4,500  | DD-09735 |                | 0 PUERTA T IZQ | SOL, ESCA EXT, SIERRA             | 02-06  | CREW CAB 4 PUERTAS. | 26.1X30.1 |
|   | COTIZAR |       |        | DR-11694 |                | 0 TECHO        | SOLAR, ESCALADE EXT               | 6      | CREW CAB 4 PUERTAS. | S/M       |
| 7,000   | 7,200   | 7,200 | 10,000 | DB-10062 |                | 0 MEDALLON     | ENCAP, DEF, SOL, ESCALADE EXT     | 02-06  | CREW CAB 4 PUERTAS. | 12.0X51.0 |
| <b>PICKUP AVALANCHE 07-13 CREW CAB 4 PTAS</b> (CADILLAC ESCALADE PICKUP EXT/ESV 07-11)(GMC YUKON/SIERRA PICKUP 07-12) |         |       |        |          |                |                |                                   |        |                     |           |
|   | COTIZAR |       |        | DW-01658 |                | 0 PARABRISA    | SOL, TERC VIS, ESCA EXT/ESV/SIE/  | 07-13  | CREW CAB 4 PUERTAS. | 33.5X67.8 |
|   | COTIZAR |       |        | DW-01659 |                | 0 PARABRISA    | SOL, TERC VIS, SENS LLU, ESCA EX  | 07-13  | CREW CAB 4 PUERTAS. | 33.5X67.8 |
|   | COTIZAR |       |        | DW-01883 |                | 0 PARABRISA    | SOL, TERC VIS, ACUST INTER        | 11-13  | CREW CAB 4 PUERTAS. | 31.0X67.0 |
| 3,000   | 3,200   | -     | -      | DD-11163 | DD-11253       | 0 PUERTA D DER | SOL, ESCA EXT/ESV/SIE/YUK         | 07-13  | CREW CAB 4 PUERTAS. | 26.8X32.5 |
| 3,000   | 3,200   | -     | -      | DD-11164 | DD-11254       | 0 PUERTA D IZQ | SOL, ESCA EXT/ESV/SIE/YUK         | 07-13  | CREW CAB 4 PUERTAS. | 26.8X32.5 |
| 3,000   | 3,200   | 3,200 | -      | DD-11999 |                | 0 PUERTA D DER | SOLAR                             | 13     | CREW CAB 4 PUERTAS. | 21.0X31.0 |
| 3,000   | 3,200   | 3,200 | -      | DD-12000 |                | 0 PUERTA D IZQ | SOLAR                             | 13     | CREW CAB 4 PUERTAS. | 21.0X31.0 |
| 2,900   | 3,100   | 3,100 | 5,500  | DD-11169 |                | 0 PUERTA T DER | SOLAR, SIERRA/YUKON               | 07-13  | CREW CAB 4 PUERTAS. | 27.3X30.0 |
| 2,900   | 3,100   | 3,100 | 5,500  | DD-11170 |                | 0 PUERTA T IZQ | SOLAR, SIERRA/YUKON               | 07-13  | CREW CAB 4 PUERTAS. | 27.3X30.0 |
| 7,000   | 7,200   | 7,200 | 10,000 | DB-10062 |                | 0 MEDALLON     | ENCAP, DEF, SOL, ESCA EXT         | 07-13  | CREW CAB 4 PUERTAS. | 12.0X51.0 |



INDUSTRIA DE CRISTAL TEMPLADO, SA DE CV



CHEVROLET

| CL  | TX    | GRIS  | PRIV   | CLAVE     | EQUIVALENCIA Ø | PARTE        | ACCESORIOS                   | MODELO | TIPO                  | MEDIDAS   |
|---|-------|-------|--------|-----------|----------------|--------------|------------------------------|--------|-----------------------|-----------|
| <b>PICKUP COLORADO 04-12 STANDARD CAB 2 PUERTAS</b> (GMC CANYON EXT/STANCREW CB 04-12/ISUZU PICKUP I-350)       |       |       |        |           |                |              |                              |        |                       |           |
| COTIZAR   |       |       |        | DW-01533  |                | 0 PARABRISA  | CANYON                       | 04-12  | STARDAR CAB 4 PUERTAS | 32.0X57.4 |
| 2.600   | 2.800 | -     | -      | DD-10498  | 0              | PUERTA DER   | CANYON                       | 04-12  | STARDAR CAB 4 PUERTAS | 21.0X34.0 |
| 2.600   | 2.800 | -     | -      | DD-10499  | 0              | PUERTA IZQ   | CANYON                       | 04-12  | STARDAR CAB 4 PUERTAS | 21.0X34.0 |
| 2.800   | 3.000 | 3.000 | 5.000  | DBY-90107 | 0              | MEDALLON DER | SECCIONADO,LATERAL,FIJO      | 04-12  | STARDAR CAB 4 PUERTAS | 13.7X54.0 |
| 2.800   | 3.000 | 3.000 | 5.000  | DBY-90108 | 0              | MEDALLON IZQ | SECCIONADO,LATERAL,FIJO      | 04-12  | STARDAR CAB 4 PUERTAS | 13.7X54.0 |
| 2.800   | 3.000 | 3.000 | 5.000  | DBY-90112 | 0              | MEDALLON     | CENTRAL,CORREDIZO,SOL,REPUES | 04-12  | STARDAR CAB 4 PUERTAS | 13.7X54.0 |
| <b>PICKUP COLORADO 04-12 STANDARD CAB 2 PUERTAS</b> (GMC CANYON EXT/STANCREW CB 04-12/ISUZU PICKUP I-350)       |       |       |        |           |                |              |                              |        |                       |           |
| 7.000   | 7.200 | 7.200 | 9.000  | DB-10500  | 0              | MEDALLON     | SOL, ESTACIONARIO, CANYON    | 04-12  | STARDAR CAB 4 PUERTAS | 13.7X54.0 |
| COTIZAR   |       |       |        | DB-10507  | 0              | MEDALLON     | ENCAP, DES, SOL, OE, CANYON  | 04-12  | STARDAR CAB 4 PUERTAS | 13.7X54.0 |
| <b>PICKUP COLORADO 04-12 EXTENDED CAB 2 PUERTAS</b> (GMC CANYON EXT/STANCREW CB 04-12/ISUZU PICKUP I-280) EXT.) |       |       |        |           |                |              |                              |        |                       |           |
| COTIZAR   |       |       |        | DW-01533  |                | 0 PARABRISA  | CANYON                       | 04-12  | EXTEND/STAND 2 PTAS.  | 32.0X57.4 |
| 2.600   | 2.800 | -     | -      | DD-10498  | 0              | PUERTA DER   | CANYON                       | 04-12  | EXTEND/STAND 2 PTAS.  | 21.0X34.0 |
| 2.600   | 2.800 | -     | -      | DD-10499  | 0              | PUERTA IZQ   | CANYON                       | 04-12  | EXTEND/STAND 2 PTAS.  | 21.0X34.0 |
| 2.500   | 2.700 | 2.700 | 3.900  | DQ-10503  | 0              | CUARTO DER   | SOLAR, CANYON                | 04-12  | EXTENDED CAB 2 PTAS.  | 15.3X18.8 |
| 2.500   | 2.700 | 2.700 | 3.900  | DQ-10504  | 0              | CUARTO IZQ   | SOLAR, CANYON                | 04-12  | EXTENDED CAB 2 PTAS.  | 15.3X18.8 |
| 2.800   | 3.000 | 3.000 | 5.000  | DBY-90107 | 0              | MEDALLON DER | SECCIONADO,LATERAL,FIJO      | 04-12  | EXTENDED CAB 2 PTAS.  | 13.7X54.0 |
| 2.800   | 3.000 | 3.000 | 5.000  | DBY-90108 | 0              | MEDALLON IZQ | SECCIONADO,LATERAL,FIJO      | 04-12  | EXTENDED CAB 2 PTAS.  | 13.7X54.0 |
| 2.800   | 3.000 | 3.000 | 5.000  | DBY-90112 | 0              | MEDALLON     | CENTRAL,CORREDIZO,SOL,REPUES | 04-12  | EXTENDED CAB 2 PTAS.  | 13.7X54.0 |
| 7.000   | 7.200 | 7.200 | 9.000  | DB-10500  | 0              | MEDALLON     | SOL, ESTACIONARIO, CANYON    | 04-12  | EXTEND/STAND 2 PTAS.  | 13.7X54.0 |
| COTIZAR   |       |       |        | DB-10507  | 0              | MEDALLON     | ENCAP, DES, SOL, OE, CANYON  | 04-12  | EXTEND/STAND 2 PTAS.  | 13.7X54.0 |
| <b>PICKUP COLORADO 04-12 CREW CAB 4 PUERTAS</b> (GMC CANYON EXT/STANCREW CB 04-12/ISUZU PICKUP I-280)           |       |       |        |           |                |              |                              |        |                       |           |
| COTIZAR   |       |       |        | DW-01533  |                | 0 PARABRISA  | CANYON                       | 04-12  | CREW 4 /STAND 2 PTAS. | 32.0X57.4 |
| 2.600   | 2.800 | -     | -      | DD-10498  | 0              | PUERTA D DER | CANYON                       | 04-12  | CREW 4 /STAND 2 PTAS. | 21.0X34.0 |
| 2.600   | 2.800 | -     | -      | DD-10499  | 0              | PUERTA D IZQ | CANYON                       | 04-12  | CREW 4 /STAND 2 PTAS. | 21.0X34.0 |
| 2.500   | 2.700 | 2.700 | 5.000  | DD-10505  | 0              | PUERTA T DER | SOLAR, CANYON                | 04-12  | CREW CAB 4 PUERTAS    | 21.0X24.0 |
| 2.500   | 2.700 | 2.700 | 5.000  | DD-10506  | 0              | PUERTA T IZQ | SOLAR, CANYON                | 04-12  | CREW CAB 4 PUERTAS    | 21.0X24.0 |
| 2.800   | 3.000 | 3.000 | 5.000  | DBY-90107 | 0              | MEDALLON DER | SECCIONADO,LATERAL,FIJO      | 04-12  | CREW CAB 4 PUERTAS    | 13.7X54.0 |
| 2.800   | 3.000 | 3.000 | 5.000  | DBY-90108 | 0              | MEDALLON IZQ | SECCIONADO,LATERAL,FIJO      | 04-12  | CREW CAB 4 PUERTAS    | 13.7X54.0 |
| 2.800   | 3.000 | 3.000 | 5.000  | DBY-90112 | 0              | MEDALLON     | CENTRAL,CORREDIZO,SOL,REPUES | 04-12  | CREW CAB 4 PUERTAS    | 13.7X54.0 |
| 7.000   | 7.200 | 7.200 | 9.000  | DB-10500  | 0              | MEDALLON     | SOL, EST, CANYON             | 04-12  | CREW 4 /STAND 2 PTAS. | 13.7X54.0 |
| COTIZAR   |       |       |        | DB-10507  | 0              | MEDALLON     | ENCAP, DES, SOL, OE, CANYON  | 04-12  | CREW 4 /STAND 2 PTAS. | 13.7X54.0 |
| <b>PICKUP COLORADO 13-16 CREW CAB 4 PUERTAS (SOLO EN MEXICO)</b>  |       |       |        |           |                |              |                              |        |                       |           |
| COTIZAR   |       |       |        | DW-01999  |                | 0 PARABRISA  | SOLAR                        | 13-16  | CREW 4 /STAND 2 PTAS. | S/M       |
| -   | 4.000 | 4.000 |        | DD-12142  | 0              | PUERTA D DER | SOLAR                        | 13-16  | CREW 4 /STAND 2 PTAS. | S/M       |
| -   | 4.000 | 4.000 |        | DD-12143  | 0              | PUERTA D IZQ | SOLAR                        | 13-16  | CREW 4 /STAND 2 PTAS. | S/M       |
| -   | 3.900 | 3.900 | 6.000  | DD-12144  | 0              | PUERTA T DER | SOLAR                        | 13-16  | CREW CAB 4 PUERTAS    | S/M       |
| -   | 3.900 | 3.900 | 6.000  | DD-12145  | 0              | PUERTA T IZQ | SOLAR                        | 13-16  | CREW CAB 4 PUERTAS    | S/M       |
| -   | 8.000 | 8.000 | 11.000 | DB-12146  | 0              | MEDALLON     | SOLAR                        | 13-16  | CREW CAB 4 PUERTAS    | S/M       |



INDUSTRIA DE CRISTAL TEMPLADO, SA DE CV



CHEVROLET

| CL  | TX    | GRIS  | PRIV   | CLAVE     | EQUIVALENCIA Ø | PARTE        | ACCESORIOS                     | MODELO | TIPO                     | MEDIDAS   |
|---|-------|-------|--------|-----------|----------------|--------------|--------------------------------|--------|--------------------------|-----------|
| <b>PICKUP COLORADO 15-16 EXTENDED CAB 2 PUERTAS</b>             |       |       |        |           |                |              |                                |        |                          |           |
| (PICKUP CANYON 15-16 EXTENDED/CREW CAB)                         |       |       |        |           |                |              |                                |        |                          |           |
| COTIZAR   |       |       |        | DW-02165  | 0              | PARABRISA    | SOLAR, TERCER VISOR            | 15-16  | EXTENDED CAB 2 PTAS.     | 33.0X57.0 |
| COTIZAR   |       |       |        | DW-02166  | 0              | PARABRISA    | SOL, TERCER VISOR              | 15-16  | EXTENDED CAB 2 PTAS.     | 33.0X57.0 |
| 4,000   | 4,200 | 4,200 | -      | DD-12446  | 0              | PUERTA D DER | SOLAR                          | 15-16  | EXTENDED CAB 2 PTAS.     | 22.0X32.3 |
| 4,000   | 4,200 | 4,200 | -      | DD-12447  | 0              | PUERTA D IZQ | SOLAR                          | 15-16  | EXTENDED CAB 2 PTAS.     | 22.0X32.3 |
| COTIZAR   |       |       |        | DQ-12609  | 0              | CUARTO DER   | ENCAP, SOLAR, MOLDEO CROMADO   | 15-16  | EXTENDED CAB 2 PTAS.     | S/M       |
| COTIZAR   |       |       |        | DQ-12610  | 0              | CUARTO IZQ   | ENCAP, SOLAR, MOLDEO CROMADO   | 15-16  | EXTENDED CAB 2 PTAS.     | S/M       |
| 3,900   | 4,100 | 4,100 | -      | DQ-12611  | 0              | CUARTO DER   | ENCAP, SOLAR, MOLDEO NERGR0    | 15-16  | EXTENDED CAB 2 PTAS.     | S/M       |
| 3,900   | 4,100 | 4,100 | -      | DQ-12612  | 0              | CUARTO IZQ   | ENCAP, SOLAR, MOLDEO NERGR0    | 15-16  | EXTENDED CAB 2 PTAS.     | S/M       |
| 2,800   | 3,000 | 3,000 | 5,000  | DBY-90129 | 0              | MEDALLON     | CENTRAL, CORREDIZO, SOLAR      | 15-16  | EXTENDED CAB 2 PTAS.     | 13.0X55.5 |
| 2,800   | 3,000 | 3,000 | 5,000  | DBY-90125 | 0              | MEDALLON DER | SECCIONADO, LATERAL, FIJO      | 15-16  | EXTENDED CAB 2 PTAS.     | 13.0X55.5 |
| 2,800   | 3,000 | 3,000 | 5,000  | DBY-90126 | 0              | MEDALLON IZQ | SECCIONADO, LATERAL, FIJO      | 15-16  | EXTENDED CAB 2 PTAS.     | 13.0X55.5 |
| 7,000   | 7,200 | 7,200 | 10,000 | DB-12450  | 0              | MEDALLON     | SOLAR                          | 15-16  | EXTENDED CAB 2 PTAS.     | 13.0X55.5 |
| COTIZAR   |       |       |        | DB-12451  | 0              | MEDALLON     | DEFROSTER, SOLAR               | 15-16  | EXTENDED CAB 2 PTAS.     | 13.0X55.5 |
| COTIZAR   |       |       |        | DB-12613  | 0              | MEDALLON     | CORREDIZO, SOLAR, ASAMBLEA     | 15-16  | EXTENDED CAB 2 PTAS.     | 13.0X55.5 |
| <b>PICKUP COLORADO 15-16 CREW CAB 4 PUERTAS</b>                 |       |       |        |           |                |              |                                |        |                          |           |
| (PICKUP CANYON 15-16 EXTENDED/CREW CAB)                         |       |       |        |           |                |              |                                |        |                          |           |
| COTIZAR   |       |       |        | DW-02165  | 0              | PARABRISA    | SOLAR, TERCER VISOR            | 15-16  | CREW CAB 4 PTAS.         | 33.0X57.0 |
| COTIZAR   |       |       |        | DW-02166  | 0              | PARABRISA    | SOL, TERCER VISOR              | 15-16  | CREW CAB 4 PTAS.         | 33.0X57.0 |
| 4,000   | 4,200 | 4,200 | -      | DD-12446  | 0              | PUERTA D DER | SOLAR                          | 15-16  | CREW CAB 4 PTAS.         | 22.0X32.3 |
| 4,000   | 4,200 | 4,200 | -      | DD-12447  | 0              | PUERTA D IZQ | SOLAR                          | 15-16  | CREW CAB 4 PTAS.         | 22.0X32.3 |
| 3,900   | 4,100 | 4,100 | 6,000  | DD-12448  | 0              | PUERTA T DER | SOLAR                          | 15-16  | CREW CAB 4 PTAS.         | 18.3X22.0 |
| 3,900   | 4,100 | 4,100 | 6,000  | DD-12449  | 0              | PUERTA T IZQ | SOLAR                          | 15-16  | CREW CAB 4 PTAS.         | 18.3X22.0 |
| 2,800   | 3,000 | 3,000 | 5,000  | DBY-90129 | 0              | MEDALLON     | CENTRAL, CORREDIZO SOL, REPUES | 15-16  | CREW CAB 4 PTAS.         | 13.7X54.0 |
| 2,800   | 3,000 | 3,000 | 5,000  | DBY-90125 | 0              | MEDALLON DER | SECCIONADO, LATERAL, FIJO      | 15-16  | CREW CAB 4 PTAS.         | 13.0X55.5 |
| 2,800   | 3,000 | 3,000 | 5,000  | DBY-90126 | 0              | MEDALLON IZQ | SECCIONADO, LATERAL, FIJO      | 15-16  | CREW CAB 4 PTAS.         | 13.7X54.0 |
| 7,000   | 7,200 | 7,200 | 10,000 | DB-12450  | 0              | MEDALLON     | SOLAR                          | 15-16  | CREW CAB 4 PTAS.         | 13.0X55.5 |
| COTIZAR   |       |       |        | DB-12451  | 0              | MEDALLON     | DEFROSTER, SOLAR               | 15-16  | CREW CAB 4 PTAS.         | 13.0X55.5 |
| <b>PICKUP CHEVY JOY 94-04 PICKUP 2 PUERTAS (SOLO EN MEXICO)</b> |       |       |        |           |                |              |                                |        |                          |           |
| COTIZAR   |       |       |        | FW-00779  | 0              | PARABRISA    | CHEVY JOY/C2/SWING             | 94-04  | HB 2-4 /GY 4/PICK 2 PTAS | 33.7X46.9 |
| 2,600   | 2,800 | -     | -      | FD-05337  | 0              | PUERTA IZQ   | CHEVY JOY/C2/SWING             | 94-04  | PICKUP2 PTAS./HB 2 PTAS. | 20.4X38.3 |
| 5,000   | 5,200 | 5,200 | 7,000  | FB-20766  | 0              | MEDALLON     | CHEVY JOY                      | 94-04  | PICKUP 2 PTAS.           | 15.0X48.0 |



INDUSTRIA DE CRISTAL TEMPLADO, SA DE CV



CHEVROLET

[Empty box for model or configuration]

| CL   | TX    | GRIS | PRIV | CLAVE    | EQUIVALENCIA Ø | PARTE      | ACCESORIOS | MODELO | TIPO                 | MEDIDAS   |
|--|-------|------|------|----------|----------------|------------|------------|--------|----------------------|-----------|
| <b>PICKUP EL CAMINO 78-87 EXTENDED CAB 2 PUERTAS</b> |       |      |      |          |                |            |            |        |                      |           |
| COTIZAR  |       |      |      | DW-01016 | 0              | PARABRISA  | EL CAMINO  | 78-87  | EXTENDED CAB 2 PTAS. | 29.2X61.8 |
| 7,000  | 7,200 | -    | -    | DD-05780 | 6              | PUERTA DER | EL CAMINO  | 78     | EXTENDED CAB 2 PTAS. | 24.0X48.0 |
| 7,000  | 7,200 | -    | -    | DD-05781 | 6              | PUERTA IZQ | EL CAMINO  | 78     | EXTENDED CAB 2 PTAS. | 24.0X48.0 |
| 8,000  | 8,200 | -    | -    | DD-05897 | 10             | PUERTA DER | EL CAMINO  | 78-87  | EXTENDED CAB 2 PTAS. | 24.0X48.0 |
| 8,000  | 8,200 | -    | -    | DD-05898 | 10             | PUERTA IZQ | EL CAMINO  | 78-87  | EXTENDED CAB 2 PTAS. | 24.0X48.0 |
| 6,000  | 6,200 | -    | -    | DQ-05782 | 0              | CUARTO DER | EL CAMINO  | 78-87  | EXTENDED CAB 2 PTAS. | 7.0X23.0  |
| 6,000  | 6,200 | -    | -    | DQ-05783 | 0              | CUARTO IZQ | EL CAMINO  | 78-87  | EXTENDED CAB 2 PTAS. | 7.0X23.0  |
| COTIZAR  |       |      |      | DB-05784 | 0              | MEDALLON   | EL CAMINO  | 78-87  | EXTENDED CAB 2 PTAS. | 16.0X61.0 |

|   |       |       |       |           |   |             |              |       |                      |           |
|---|-------|-------|-------|-----------|---|-------------|--------------|-------|----------------------|-----------|
| <b>PICKUP LUV 72-80 CABINA ESTANDAR 2 PUERTAS</b> |       |       |       |           |   |             |              |       |                      |           |
| COTIZAR   |       |       |       | FW-00247  | 0 | PARABRISA   | LUV          | 72-80 | STANDARD CAB 2 PTAS. | 22.8X56.3 |
| 1,400   | 1,600 | -     | -     | FV-02145  | 0 | ALETA D DER | LUV          | 72-77 | STANDARD CAB 2 PTAS. | 8.0X14.0  |
| 1,400   | 1,600 | -     | -     | FV-02146  | 0 | ALETA D IZQ | LUV          | 72-77 | STANDARD CAB 2 PTAS. | 8.0X14.0  |
| 2,400   | 2,600 | -     | -     | FD-02147  | 0 | PUERTA DER  | LUV, C/ALETA | 72-77 | STANDARD CAB 2 PTAS. | 18.0X24.0 |
| 2,400   | 2,600 | -     | -     | FD-02148  | 0 | PUERTA IZQ  | LUV, C/ALETA | 72-77 | STANDARD CAB 2 PTAS. | 18.0X24.0 |
| 2,600   | 2,800 | -     | -     | FD-02149  | 0 | PUERTA DER  | LUV, S/ALETA | 78-80 | STANDARD CAB 2 PTAS. | 18.0X32.0 |
| 2,600   | 2,800 | -     | -     | FD-02150  | 0 | PUERTA IZQ  | LUV, S/ALETA | 78-80 | STANDARD CAB 2 PTAS. | 18.0X32.0 |
| 5,000   | 5,200 | 5,200 | 7,000 | FTB-01153 | 0 | MEDALLON    | LUV          | 72-80 | STANDARD CAB 2 PTAS. | 13.1X46.1 |

|  |       |       |       |          |   |            |                           |       |                      |           |
|--|-------|-------|-------|----------|---|------------|---------------------------|-------|----------------------|-----------|
| <b>PICKUP LUV 81-82 STANDARD CAB 2 PUERTAS</b> |       |       |       |          |   |            |                           |       |                      |           |
| (ISUZU PICKUP 81-87)                           |       |       |       |          |   |            |                           |       |                      |           |
| COTIZAR  |       |       |       | FW-00422 | 0 | PARABRISA  | LUV/ISUZU PICKUP, S/ALETA | 81-82 | STANDARD CAB 2 PTAS. | 25.5X54.1 |
| 2,400  | 2,600 | -     | -     | FD-02251 | 0 | PUERTA DER | LUV/ISUZU PICKUP, S/ALETA | 81-82 | STANDARD CAB 2 PTAS. | 20.0X39.0 |
| 2,400  | 2,600 | -     | -     | FD-02252 | 0 | PUERTA IZQ | LUV/ISUZU PICKUP, S/ALETA | 81-82 | STANDARD CAB 2 PTAS. | 20.0X39.0 |
| 5,000  | 5,200 | 5,200 | 7,000 | FB-02293 | 0 | MEDALLON   | LUV/ISUZU PICKUP          | 81-82 | STANDARD CAB 2 PTAS. | 12.4X46.3 |



CHEVROLET



| CL   | TX     | GRIS  | PRIV  | CLAVE     | EQUIVALENCIA Ø | PARTE            | ACCESORIOS                               | MODELO | TIPO                      | MEDIDAS   |
|--|--------|-------|-------|-----------|----------------|------------------|--|--------|---------------------------|-----------|
| <b>PICKUP LUV 97-04 STANDARD CAB 2 PUERTAS</b> (ISUZU PICKUP 88-95)                |        |       |       |           |                |                  |  |        |                           |           |
| COTIZAR  |        |       |       |           |                |                  |  |        |                           |           |
| 2,400  | 2,600  | -     | -     | FD-20749  | FD-05295       | 0 PARABRISA      | LUV                                      | 97-04  | STANDARD CAB 2 PTAS.      | 30.0X57.0 |
| 2,400  | 2,600  | -     | -     | FD-20750  | FD-05296       | 0 PUERTA DER     | LUV/ISUZU PICKUP                         | 97-04  | STANDARD CAB 2 PTAS.      | 20.0X34.0 |
| 2,400  | 2,600  | -     | -     | FD-20750  | FD-05296       | 0 PUERTA IZQ     | LUV/ISUZU PICKUP                         | 97-04  | STANDARD CAB 2 PTAS.      | 20.0X34.0 |
| 6,000  | 6,200  | 6,200 | 8,000 | FB-20753  |                | 0 MEDALLON       | LUV                                      | 97-04  | STANDARD CAB 2 PTAS.      | 14.5X54.0 |
| <b>PICKUP LUV 97-06 CREW CAB 4 PUERTAS</b> (ISUZU PICKUP 88-95)                    |        |       |       |           |                |                  |  |        |                           |           |
| COTIZAR  |        |       |       |           |                |                  |  |        |                           |           |
| 2,400  | 2,600  | -     | -     | FD-20749  | FD-05295       | 0 PARABRISA      | LUV                                      | 97-06  | CREW CAB 4 PTAS.          | 30.0X57.0 |
| 2,400  | 2,600  | -     | -     | FD-20749  | FD-05295       | 0 PUERTA D DER   | LUV/ISUZU PICKUP                         | 97-06  | CREW CAB 4 PTAS.          | 20.0X34.0 |
| 2,400  | 2,600  | -     | -     | FD-20750  | FD-05296       | 0 PUERTA D IZQ   | LUV/ISUZU PICKUP                         | 97-06  | CREW CAB 4 PTAS.          | 20.0X34.0 |
| <b>PICKUP LUV 97-06 CREW CAB 4 PUERTAS</b> (ISUZU PICKUP 88-95)                    |        |       |       |           |                |                  |  |        |                           |           |
| COTIZAR  |        |       |       |           |                |                  |  |        |                           |           |
| 2,300  | 2,500  | 2,500 | 4,000 | FD-20751  |                | 0 PUERTA T DER   | LUV                                      | 97-06  | CREW CAB 4 PTAS.          | 20.0X23.0 |
| 2,300  | 2,500  | 2,500 | 4,000 | FD-20752  |                | 0 PUERTA T IZQ   | LUV                                      | 97-06  | CREW CAB 4 PTAS.          | 20.0X23.0 |
| 6,000  | 6,200  | 6,200 | 8,000 | FB-20753  |                | 0 MEDALLON       | LUV                                      | 97-06  | CREW CAB 4 PTAS.          | 14.5X54.0 |
| <b>PICKUP APACHE 55-59 CABINA ESTANDAR 2 PUERTAS</b>                               |        |       |       |           |                |                  |  |        |                           |           |
| COTIZAR  |        |       |       |           |                |                  |  |        |                           |           |
| 1,400  | 1,600  | 1,600 | -     | DTV-02054 |                | 0 PARABRISA      | PICKUP APACHE                            | 55-59  | STANDARD CAB 2 PTAS.      | 20.0X82.0 |
| 2,400  | 2,600  | 2,600 | -     | DTD-04058 |                | 0 ALETA DER-IZQ  | PICKUP APACHE                            | 55-59  | STANDARD CAB 2 PTAS.      | 6.0X16.0  |
| 5,000  | 5,200  | 5,200 | 7,000 | DB-00408  |                | 0 PUERTA DER-IZQ | PICKUP APACHE                            | 55-59  | STANDARD CAB 2 PTAS.      | 18.0X20.0 |
| 5,000  | 5,200  | 5,200 | 7,000 | DB-00409  |                | 0 MEDALLON       | ESTANDAR                                 | 55-59  | STANDARD CAB 2 PTAS.      | 12.0X30.0 |
| 5,000  | 5,200  | 5,200 | 7,000 | DB-00409  |                | 0 MEDALLON       | DELUXE                                   | 55-59  | STANDARD CAB 2 PTAS.      | 16.0X64.0 |
| <b>PICKUP SERIE C/K 60-63 STANDARD CAB 2 PUERTAS</b>                               |        |       |       |           |                |                  |  |        |                           |           |
| COTIZAR  |        |       |       |           |                |                  |  |        |                           |           |
| 1,400  | 1,600  | -     | -     | DTV-02320 |                | 0 PARABRISA      | PICKUP SERIE C/K                         | 60-63  | STANDARD CAB 2 PTAS.      | 20.0X82.0 |
| 2,400  | 2,600  | -     | -     | DTD-04289 |                | 0 ALETA DER-IZQ  | PICKUP SERIE C/K                         | 60-63  | STANDARD CAB 2 PTAS.      | 6.0X16.0  |
| 5,000  | 5,200  | 5,200 | 7,000 | DTB-01036 |                | 0 PUERTA DER-IZQ | PICKUP SERIE C/K                         | 60-63  | STANDARD CAB 2 PTAS.      | 18.0X20.0 |
| 5,000  | 5,200  | 5,200 | 7,000 | DTB-01037 |                | 0 MEDALLON       | PICKUP SERIE C/K, ESTANDAR               | 60-63  | STANDARD CAB 2 PTAS.      | 10.0X38.0 |
| 5,000  | 5,200  | 5,200 | 7,000 | DTB-01037 |                | 0 MEDALLON       | DELUXE OPCIONAL                          | 60-63  | STANDARD CAB 2 PTAS.      | 14.0X60.0 |
| 5,000  | 5,200  | 5,200 | 7,000 | DTB-01040 |                | 0 MEDALLON       | OPCIONAL                                 | 60-63  | STANDARD CAB 2 PTAS.      | 12.0X50.0 |
| <b>PICKUP SERIE C/K 64-66 STANDARD CAB 2 PUERTAS</b>                               |        |       |       |           |                |                  |  |        |                           |           |
| COTIZAR  |        |       |       |           |                |                  |  |        |                           |           |
| 1,400  | 1,600  | -     | -     | DTV-02495 |                | 0 PARABRISA      | PICKUP SERIE C/K                         | 64-66  | STANDARD CAB 2 PTAS.      | 20.0X68.0 |
| 2,400  | 2,600  | -     | -     | DTD-04438 |                | 0 ALETA DER-IZQ  | PICKUP SERIE C/K                         | 64-66  | STANDARD CAB 2 PTAS.      | 8.0X16.0  |
| 5,000  | 5,200  | 5,200 | 7,000 | DBT-01036 |                | 0 PUERTA DER-IZQ | PICKUP SERIE C/K                         | 64-66  | STANDARD CAB 2 PTAS.      | 18.0X24.0 |
| 5,000  | 5,200  | 5,200 | 7,000 | DBT-01036 |                | 0 MEDALLON       | PICKUP SERIE C/K, ESTANDAR               | 64-66  | STANDARD CAB 2 PTAS.      | 10.0X38.0 |
| 5,000  | 5,200  | 5,200 | 7,000 | DTB-01037 |                | 0 MEDALLON       | DELUXE OPCIONAL                          | 60-63  | STANDARD CAB 2 PTAS.      | 14.0X60.0 |
| 5,000  | 5,200  | 5,200 | 7,000 | DTB-01040 |                | 0 MEDALLON       | OPCIONAL                                 | 60-63  | STANDARD CAB 2 PTAS.      | 12.0X50.0 |
| <b>PICKUP SERIE C/K 67-72 STANDARD CAB 2 PUERTAS</b>                               |        |       |       |           |                |                  |  |        |                           |           |
| COTIZAR  |        |       |       |           |                |                  |  |        |                           |           |
| 1,400  | 1,600  | -     | -     | DTV-02558 |                | 0 PARABRISA      | PICKUP SERIE C/K, C SOPO                 | 67-72  | STANDARD CAB 2 PTAS.      | 24.0X64.0 |
| 1,400  | 1,600  | -     | 5,000 | F         |                | 0 PARABRISA      | PICKUP SERIE C/K, C SOPO                 | 67-72  | STANDARD CAB 2 PTAS.      | 24.0X64.0 |
| 2,400  | 2,600  | -     | 3,500 | DTD-04501 |                | 0 ALETA DER-IZQ  | PICKUP SERIE C/K                         | 67     | STANDARD CAB 2 PTAS.      | 8.0X18.0  |
| 2,400  | 2,600  | -     | -     | DTD-04502 |                | 1 ALETA DER-IZQ  | PICKUP SERIE C/K                         | 67-72  | STANDARD CAB 2 PTAS.      | 8.0X18.0  |
| 2,400  | 2,600  | -     | -     | DTD-04502 |                | 0 PUERTA DER-IZQ | PICKUP SERIE C/K                         | 67-72  | STANDARD CAB 2 PTAS.      | 18.0X28.0 |
| 6,000  | 6,200  | 6,200 | 6,500 | DTB-01091 |                | 0 PUERTA DER-IZQ | PICKUP SERIE C/K, PANEL                  | 67-72  | STANDARD CAB 2 PTAS.      | 18.0X28.0 |
| 6,000  | 6,200  | 6,200 | 6,500 | DTB-01091 |                | 0 MEDALLON       | PICKUP SERIE C/K                         | 67-72  | STANDARD CAB 2 PTAS.      | 12.0X42.0 |
| <b>PICKUP SERIE C/K 67-72 STANDARD CAB 2 PUERTAS</b>                               |        |       |       |           |                |                  |  |        |                           |           |
| COTIZAR  |        |       |       |           |                |                  |  |        |                           |           |
| 6,000  | 6,200  | 6,200 | 6,500 | DTB-01092 |                | 0 MEDALLON       | PANEL                                    | 67-72  | STANDARD CAB 2 PTAS.      | 14.0X60.0 |
| 4,000  | 4,200  | 4,200 | 6,500 | DTB-02632 |                | 0 MEDALLON       | FUJO,2 OPCIONAL                          | 72     | STANDARD CAB 2 PTAS.      | 14.0X18.0 |
| <b>PICKUP SERIE C/K 73-91 STANDARD CAB 2 PUERTAS</b> (BLAZER 73-91/SUBURBAN 73-91) |        |       |       |           |                |                  |  |        |                           |           |
| COTIZAR  |        |       |       |           |                |                  |  |        |                           |           |
| 26,000   | 26,000 | -     | -     | DW-00813  |                | 0 PARABRISA      | PICKUP SERIE C/K /BLAZ/SUB, ANT, SOP     | 73-91  | UT 2/CW CB 4/ST CB 2 PTAS | 26.0X68.0 |
| 26,000   | 26,000 | -     | -     | DW-00814  |                | 0 PARABRISA      | PICKUP SERIE C/K /BLAZ/SUB, ANT, C/S SOP | 73-91  | UT 2/CW CB 4/ST CB 2 PTAS | 26.0X68.0 |
| 26,000   | 26,000 | -     | -     | DW-00815  |                | 0 PARABRISA      | PICKUP SERIE C/K /BLAZ/SUB/SOPO          | 73-91  | UT 2/CW CB 4/ST CB 2 PTAS | 26.0X68.0 |
| 26,000   | 26,000 | -     | -     | DW-00816  |                | 0 PARABRISA      | PICKUP SERIE C/K /BLAZ/SUB, ANT, C/S SOP | 73-91  | UT 2/CW CB 4/ST CB 2 PTAS | 26.0X68.0 |



**CHEVROLET**



| CL    | TX    | GRIS  | PRIV  | CLAVE     | EQUIVALENCIA | Ø | PARTE       | ACCESORIOS                           | MODELO | TIPO                      | MEDIDAS   |
|-------|-------|-------|-------|-----------|--------------|---|-------------|--------------------------------------|--------|---------------------------|-----------|
|       |       |       |       | DW-00847  |              | 0 | PARABRISA   | PICK SERIE C/K /BLAZ/SUB.ANTENA      | 73-91  | UT 2/CW CB 4/ST CB 2 PTAS | 26.0X68.0 |
|       |       |       |       | DW-00848  |              | 0 | PARABRISA   | PICK SERIE C/K /BLAZ/SUB.ANT.SOPORTE | 73-91  | UT 2/CW CB 4/ST CB 2 PTAS | 26.0X68.0 |
|       |       |       |       | DW-00849  |              | 0 | PARABRISA   | PICK SERIE C/K /BLAZ/SUB.SOPORTE     | 73-91  | UT 2/CW CB 4/ST CB 2 PTAS | 26.0X68.0 |
|       |       |       |       | DW-00850  |              | 0 | PARABRISA   | PICK SERIE C/K /BLAZ/SUB.SOPORTE     | 73-91  | UT 2/CW CB 4/ST CB 2 PTAS | 26.0X68.0 |
| 1,400 | 1,600 | 1,600 | 2,500 | DV-04949  |              | 1 | ALETA D DER | PICK SERIE C/K/BLAZER/SUB            | 73-79  | UT 2/CW CB 4/ST CB 2 PTAS | 8.0X18.0  |
| 1,400 | 1,600 | 1,600 | 2,500 | DV-04950  |              | 1 | ALETA D IZQ | PICK SERIE C/K/BLAZER/SUB            | 73-79  | UT 2/CW CB 4/ST CB 2 PTAS | 8.0X18.0  |
| 1,400 | 1,600 | 1,600 | 2,500 | DV-06313  | DV-06198     | 1 | ALETA D DER | PICK SERIE C/K/BLAZER/SUB            | 80-91  | UT 2/CW CB 4/ST CB 2 PTAS | 8.0X18.0  |
| 1,400 | 1,600 | 1,600 | 2,500 | DV-06314  | DV-06199     | 1 | ALETA D IZQ | PICK SERIE C/K/BLAZER/SUB            | 80-91  | UT 2/CW CB 4/ST CB 2 PTAS | 8.0X18.0  |
| 2,400 | 2,600 | 2,600 | 4,000 | DD-06315  | DD-04951     | 0 | PUERTA DER  | PICK SERIE C/K/BLAZER/SUB            | 73-91  | UT 2/CW CB 4/ST CB 2 PTAS | 22.0X28.0 |
| 2,400 | 2,600 | 2,600 | 4,000 | DD-06316  | DD-04952     | 0 | PUERTA IZQ  | PICK SERIE C/K/BLAZER/SUB            | 73-91  | UT 2/CW CB 4/ST CB 2 PTAS | 22.0X28.0 |
| 6,000 | 6,200 | 6,200 | 8,000 | DTB-01124 | DTB-01135    | 0 | MEDALLON    | PICKUP SERIE C/K                     | 73-91  | STAND CB 2/CW CB 4 PTAS   | 16.0X64.0 |



INDUSTRIA DE CRISTAL TEMPLADO, SA DE CV



CHEVROLET

| CL  | TX    | GRIS  | PRIV  | CLAVE        | EQUIVALENCIA Ø | PARTE             | ACCESORIOS                              | MODELO | TIPO                       | MEDIDAS   |
|---|-------|-------|-------|--------------|----------------|-------------------|---|--------|----------------------------|-----------|
| <b>PICKUP SERIE C/K 73-91 CREW CAB 4 PUERTAS (BLAZER 73-91/SUBURBAN 73-91)</b>                  |       |       |       |              |                |                   |   |        |                            |           |
|   |       |       |       | DW-00813     |                | 0 PARABRISA       | PICK SERIE C/K/BLAZ/SUB, ANT, SOP       | 73-91  | CWCB 4/STAN CB 2/UT 2 PTAS | 26.0X68.0 |
|   |       |       |       | DW-00814     |                | 0 PARABRISA       | PICK SERIE C/K/BLAZ/SUB, ANT C/S SOP    | 73-91  | CWCB 4/STAN CB 2/UT 2 PTAS | 26.0X68.0 |
|   |       |       |       | DW-00815     |                | 0 PARABRISA       | PICK SERIE C/K/BLAZ/SUB/SOPO            | 73-91  | CWCB 4/STAN CB 2/UT 2 PTAS | 26.0X68.0 |
|   |       |       |       | DW-00816     |                | 0 PARABRISA       | PICK SERIE C/K/BLAZ/SUB, ANT C/S SOP    | 73-91  | CWCB 4/STAN CB 2/UT 2 PTAS | 26.0X68.0 |
|   |       |       |       | DW-00847     |                | 0 PARABRISA       | PICK SERIE C/K/BLAZ/SUB,ANTENA          | 73-91  | UT 2/CW CB 4/ST CB 2 PTAS  | 26.0X68.0 |
|   |       |       |       | DW-00848     |                | 0 PARABRISA       | PICK SERIE C/K/BLAZ/SUB,ANT,SOPORTE     | 73-91  | UT 2/CW CB 4/ST CB 2 PTAS  | 26.0X68.0 |
|   |       |       |       | DW-00849     |                | 0 PARABRISA       | PICK SERIE C/K/BLAZ/SUB,SOPORTE         | 73-91  | UT 2/CW CB 4/ST CB 2 PTAS  | 26.0X68.0 |
|   |       |       |       | DW-00850     |                | 0 PARABRISA       | PICK SERIE C/K/BLAZ/SUB,SOPORTE         | 73-91  | UT 2/CW CB 4/ST CB 2 PTAS  | 26.0X68.0 |
| 1,400   | 1,600 | 1,600 | 2,500 | DV-04949     |                | 1 ALETA D DER     | PICK SERIE C/K/BLAZER/SUB               | 73-80  | CWCB 4/STAN CB 2/UT 2 PTAS | 8.0X18.0  |
| 1,400   | 1,600 | 1,600 | 2,500 | DV-04950     |                | 1 ALETA D IZQ     | PICK SERIE C/K/BLAZER/SUB               | 73-80  | CWCB 4/STAN CB 2/UT 2 PTAS | 8.0X18.0  |
| 1,400   | 1,600 | 1,600 | 2,500 | DV-06313     | DV-06198       | 1 ALETA D DER     | PICK SERIE C/K/BLAZER/SUB               | 80-91  | CWCB 4/STAN CB 2/UT 2 PTAS | 8.0X18.0  |
| 1,400   | 1,600 | 1,600 | 2,500 | DV-06314     | DV-06199       | ..... ALETA D IZQ | PICK SERIE C/K/BLAZER/SUB               | 80-91  | CWCB 4/STAN CB 2/UT 2 PTAS | 8.0X18.0  |
| 2,400   | 2,600 | 2,600 | 4,000 | DD-06315     | DD-04951       | 0 PUERTA D DER    | PICK SERIE C/K/BLAZER/SUB               | 73-91  | CWCB 4/STAN CB 2/UT 2 PTAS | 22.0X28.0 |
| 2,400   | 2,600 | 2,600 | 4,000 | DD-06316     | DD-04952       | 0 PUERTA D IZQ    | PICK SERIE C/K/BLAZER/SUB               | 73-91  | CWCB 4/STAN CB 2/UT 2 PTAS | 22.0X28.0 |
| <b>PICKUP SERIE C/K 73-91 CREW CAB 4 PUERTAS (BLAZER 73-91/SUBURBAN 73-91)</b>                  |       |       |       |              |                |                   |   |        |                            |           |
| 2,300   | 2,500 | 2,500 | 4,000 | DD-06317     | DD-04956       | 0 PUERTA T DER    | PICK SERIE C/K/BLAZER/SUB               | 73-91  | CWCB 4/STAN CB 2/UT 2 PTAS | 21.0X23.0 |
| 2,300   | 2,500 | 2,500 | 4,000 | DD-06318     | DD-04957       | 0 PUERTA T IZQ    | PICK SERIE C/K/BLAZER/SUB               | 73-91  | CWCB 4/STAN CB 2/UT 2 PTAS | 21.0X23.0 |
| 1,400   | 1,600 | 1,600 | 3,000 | DV-06334     | DV-04958       | 1 ALETA T DER     | PICK SERIE C/K/BLAZER/SUB               | 73-91  | CWCB 4/STAN CB 2/UT 2 PTAS | 6.0X20.0  |
| 1,400   | 1,600 | 1,600 | 3,000 | DV-06335     | DV-04959       | 1 ALETA T IZQ     | PICK SERIE C/K/BLAZER/SUB               | 73-91  | CWCB 4/STAN CB 2/UT 2 PTAS | 6.0X20.0  |
| 6,000   | 6,200 | 6,200 | 8,000 | DTB-01124    | DTB-01135      | 0 MEDALLON        | PICKUP SERIE C/K                        | 73-91  | CWCB 4/STAN CB 2/UT 2 PTAS | 16.0X64.0 |
| <b>PICKUP SERIE C/K 92-02 STANDARD CAB 2 PTAS (BLAZER 92-98/SUBURBAN 92-99/TAHOE 92-98)</b>     |       |       |       |              |                |                   |   |        |                            |           |
|   |       |       |       | DW-01217     |                | 0 PARABRISA       | ENCAP, SOL, SOP, TAH, YUK, ESCA         | 0      | STD CB /EXTEN 2 PTAS.      | 30.8X67.6 |
|   |       |       |       | DW-01026     |                | 0 PARABRISA       | PICKUP SERIE C/K/BLAZER/TAHOE           | 92-02  | STAND CB 2/UTILITY 2 PTAS  | 30.8X67.6 |
|   |       |       |       | DW-01277     |                | 0 PARABRISA       | PICKUP SERIE C/K/BLAZER/TAHOE           | 92-02  | STAND CB 2/UTILITY 2 PTAS  | 30.8X67.6 |
| 2,800   | 3,000 | 3,000 | -     | DD-07477 S/H |                | 0 PUERTA DER      | PICKUP SERIE C/K/BLAZER/TAHOE           | 92-02  | STAND CB 2/UTILITY 2 PTAS  | 25.0X35.8 |
| 2,800   | 3,000 | 3,000 | -     | DD-07478 S/H |                | 0 PUERTA IZQ      | PICKUP SERIE C/K/BLAZER/TAHOE           | 92-02  | STAND CB 2/UTILITY 2 PTAS  | 25.0X35.8 |
| 3,000   | 3,200 | 3,200 | -     | DD-07477 C/H | DD-08305       | 0 PUERTA DER      | PICKUP SERIE C/K/BLAZER/TAHOE           | 92-02  | STAND CB 2/UTILITY 2 PTAS  | 25.0X35.8 |
| 3,000   | 3,200 | 3,200 | -     | DD-07478 C/H | DD-08306       | 0 PUERTA IZQ      | PICKUP SERIE C/K/BLAZER/TAHOE           | 92-02  | STAND CB 2/UTILITY 2 PTAS  | 25.0X35.8 |
| 2,000   | 2,200 | 2,200 | 3,500 | DBY-90003    |                | 0 MEDALLON DER    | SECCIONADO LATERAL,FIJO                 | 92-02  | STA 2/CREW 4/EXT CB 2 PTAS | 17.5X24.3 |
| 2,000   | 2,200 | 2,200 | 3,500 | DBY-90004    |                | 0 MEDALLON IZQ    | SECCIONADO LATERAL,FIJO                 | 92-02  | STA 2/CREW 4/EXT CB 2 PTAS | 17.5X24.3 |
| 1,600   | 1,800 | 1,800 | 3,000 | DBY-90005    |                | 0 MEDALLON DER    | SECC CENTRAL CORREDIZO                  | 92-02  | STA 2/CREW 4/EXT CB 2 PTAS | S/M       |
| 1,600   | 1,800 | 1,800 | 3,000 | DBY-90006    |                | 0 MEDALLON IZQ    | SECC CENTRAL CORREDIZO                  | 92-02  | STA 2/CREW 4/EXT CB 2 PTAS | S/M       |
| 6,000   | 6,200 | 6,200 | 8,000 | DB-07295 S/H |                | 0 MEDALLON        | PICKUP SERIE C/K                        | 92-02  | STA 2/CREW 4/EXT CB 2 PTAS | 17.5X62.5 |
| 6,200   | 6,400 | 6,400 | 8,500 | DB-07295 C/H | DB-08315       | 0 MEDALLON        | PICKUP SERIE C/K                        | 92-02  | STA 2/CREW 4/EXT CB 2 PTAS | 17.5X62.5 |
| <b>PICKUP SERIES C/K 92-02 EXTENDED CAB 2 PUERTAS (BLAZER 92-98/SUBURBAN 92-99/TAHOE 92-98)</b> |       |       |       |              |                |                   |   |        |                            |           |
|   |       |       |       | DW-01217     |                | 0 PARABRISA       | ENCAP, SOL, SOPO, BLAZ/TAH/SUB/YUK/ESCA | 0      | EXTENDED CAB 2 PTAS.       | 30.8X67.6 |
|   |       |       |       | DW-01026     |                | 0 PARABRISA       | ENCAP, SOL, SOPO, BLAZ/TAH/SUB/YUK      | 92-00  | EXT 2/CREW 4/STD 2 PTAS    | 30.8X67.6 |
|   |       |       |       | DW-01277     |                | 0 PARABRISA       | ENCAP, SOL, SOPO, BLAZ/TAH/SUB/YUK      | 92-00  | EXT 2/CREW 4/STD 2 PTAS    | 30.8X67.6 |
| 2,800   | 3,000 | 3,000 | -     | DD-07477 S/H |                | 0 PUERTA D DER    | SOL,BLAZ, SOPO, BLAZ/TAH/SUB/YUK/ESCA   | 92-02  | EXT 2/CREW 4/STD 2 PTAS    | 25.0X36.0 |
| 2,800   | 3,000 | 3,000 | -     | DD-07478 S/H |                | 0 PUERTA D IZQ    | SOL, BLAZ, BLAZ/TAH/SUB/YUK/ESCA        | 92-02  | EXT 2/CREW 4/STD 2 PTAS    | 25.0X36.0 |
| 3,000   | 3,200 | 3,200 | -     | DD-07477 C/H | DD-08305       | 0 PUERTA D DER    | SOL, BLAZ, BLAZ/TAH/SUB/YUK/ESCA        | 92-02  | EXT 2/CREW 4/STD 2 PTAS    | 25.0X36.0 |
| 3,000   | 3,200 | 3,200 | -     | DD-07478 C/H | DD-08306       | 0 PUERTA D IZQ    | SOL, BLAZ, BLAZ/TAH/SUB/YUK/ESCA        | 92-02  | EXT 2/CREW 4/STD 2 PTAS    | 25.0X36.0 |
| 2,400   | 2,600 | 2,600 | 4,000 | DQ-08323     |                | 0 CUARTO DER      | SOLAR, ESTACIONARIO                     | 92-00  | EXTENDED CAB 2 PTAS.       | 18.0X22.0 |
| 2,400   | 2,600 | 2,600 | 4,000 | DQ-08324     |                | 0 CUARTO IZQ      | SOLAR, ESTACIONARIO                     | 92-00  | EXTENDED CAB 2 PTAS.       | 18.0X22.0 |
| 2,400   | 2,600 | 2,600 | 4,000 | DQ-08325     |                | 3 CUARTO DER      | SOLAR, MOVIBLE                          | 92-00  | EXTENDED CAB 2 PTAS.       | 18.0X22.0 |
| 2,400   | 2,600 | 2,600 | 4,000 | DQ-08326     |                | 3 CUARTO IZQ      | SOLAR, MOVIBLE                          | 92-00  | EXTENDED CAB 2 PTAS.       | 18.0X22.0 |
| 2,000   | 2,200 | 2,200 | 3,500 | DBY-90003    |                | 0 MEDALLON DER    | MEDA DER SECC LATERAL                   | 92-00  | EXT 2/CREW 4/STD 2 PTAS    | 17.5X24.3 |
| 2,000   | 2,200 | 2,200 | 3,500 | DBY-90004    |                | 0 MEDALLON IZQ    | MEDA IZQ SECC LATERAL                   | 92-00  | EXT 2/CREW 4/STD 2 PTAS    | 17.5X24.3 |
| 1,600   | 1,800 | 1,800 | 3,000 | DBY-90005    |                | 0 MEDALLON DER    | MEDA DER SECC CENTRAL CORR              | 92-00  | EXT 2/CREW 4/STD 2 PTAS    | S/M       |
| 1,600   | 1,800 | 1,800 | 3,000 | DBY-90006    |                | 0 MEDALLON IZQ    | MEDA IZQ SECC CENTRAL CORR              | 92-00  | EXT 2/CREW 4/STD 2 PTAS    | S/M       |
| 6,000   | 6,200 | 6,200 | 8,000 | DB-07295 S/H |                | 0 MEDALLON        | DEFROSTER, SOLAR, GT, YP                | 92-00  | EXT 2/CREW 4/STD 2 PTAS    | 17.5X62.5 |
| 6,200   | 6,400 | 6,400 | 8,500 | DB-07295 C/H | DB-08315       | 0 MEDALLON        | DEFROSTER, SOLAR, GT, YP                | 92-00  | EXT 2/CREW 4/STD 2 PTAS    | 17.5X62.5 |



INDUSTRIA DE CRISTAL TEMPLADO, SA DE CV



CHEVROLET



| CL   | TX    | GRIS  | PRIV  | CLAVE        | EQUIVALENCIA Ø | PARTE        | ACCESORIOS  | MODELO | TIPO                       | MEDIDAS   |
|--|-------|-------|-------|--------------|----------------|--------------|---|--------|----------------------------|-----------|
| <b>PICKUP SERIE C/K 92-02 CREW CAB 4 PUERTAS</b> (BLAZER 92-98/SUBURBAN 92-99/TAHOE 92-98)   |       |       |       |              |                |              |   |        |                            |           |
|  |       |       |       | DW-01217     | 0              | PARABRISA    | ENCAP. SOL. BLAZ/TAH/SUB/YUK/ESCA                 | 0      | EXTENDED CAB 2 PTAS.       | 30.8X67.6 |
|  |       |       |       | DW-01199     | 0              | PARABRISA    | PICK SERIE C-K/BLAZ, CON SUP                      | 92-98  | CREW CB 4/UTI 2 PTAS.      | 30.8X67.6 |
|  |       |       |       | DW-01159     | 0              | PARABRISA    | PICK SERIE C-K/BLAZ, C SOPO                       | 92-98  | CREW CB 4/UTI 2 PTAS.      | 30.8X67.6 |
|  |       |       |       | DW-01084     | 0              | PARABRISA    | PICK SERIE C-K/BLAZ, C/S SOPO                     | 92-00  | CREW CB 4/UTI 2 PTAS.      | 30.8X67.6 |
|  |       |       |       | DW-01026     | 0              | PARABRISA    | PICK SERIE C-K/BLAZ, C SOPO                       | 92-98  | CREW CB 4/UTI 2 PTAS.      | 30.8X67.6 |
|  |       |       |       | DW-01277     | 0              | PARABRISA    | PICK SERIE C-K/BLAZ, C/S SOPO                     | 92-00  | CREW CB 4/UTI 2 PTAS.      | 30.8X67.6 |
| 2,800  | 3,000 | 3,000 | -     | DD-07477 S/H | 0              | PUERTA D DER | SOL. BLAZ/TAH/SUB/YUK/ESCA                        | 92-02  | CWCB 4/EXTCB 2/UT 4-2 PTAS | 25.0X36.0 |
| 2,800  | 3,000 | 3,000 | -     | DD-07478 S/H | 0              | PUERTA D IZQ | SOL. BLAZ/TAH/SUB/YUK/ESCA                        | 92-02  | CWCB 4/EXTCB 2/UT 4-2 PTAS | 25.0X36.0 |
| 3,000  | 3,200 | 3,200 | -     | DD-07477 C/H | DD-08305       | PUERTA D DER | SOL. BLAZ/TAH/SUB/YUK/ESCA                        | 92-02  | CWCB 4/EXTCB 2/UT 4-2 PTAS | 25.0X36.0 |
| 3,000  | 3,200 | 3,200 | -     | DD-07478 C/H | DD-08306       | PUERTA D IZQ | SOL. BLAZ/TAH/SUB/YUK/ESCA                        | 92-02  | CWCB 4/EXTCB 2/UT 4-2 PTAS | 25.0X36.0 |
| 2,900  | 3,100 | 3,100 | 5,000 | DD-08307     | DD-08133       | PUERTA T DER | PICK SERIE C-K/SUB/TAHOE                          | 92-02  | CREW CB 4/UTI 2/4 PTAS.    | 24.3X28.5 |
| 2,900  | 3,100 | 3,100 | 5,000 | DD-08308     | DD-08134       | PUERTA T IZQ | PICK SERIE C-K/SUB/TAHOE                          | 92-02  | CREW CB 4/UTI 2/4 PTAS.    | 24.3X28.5 |
| 2,000  | 2,200 | 2,200 | 3,500 | DBY-90003    | 0              | MEDALLON DER | MEDA DER SECC LATERAL                             | 92-02  | CREW CB 4/UTI 2/ST 2 PTAS  | 17.5X24.3 |
| 2,000  | 2,200 | 2,200 | 3,500 | DBY-90004    | 0              | MEDALLON IZQ | MEDA IZQ SECC LATERAL                             | 92-02  | CREW CB 4/UTI 2/ST 2 PTAS  | 17.5X24.3 |
| 1,600  | 1,800 | 1,800 | 3,000 | DBY-90005    | 0              | MEDALLON DER | MEDA DER SECC CENTRAL CORR                        | 92-02  | CREW CB 4/UTI 2/ST 2 PTAS  | S/M       |
| 1,600  | 1,800 | 1,800 | 3,000 | DBY-90006    | 0              | MEDALLON IZQ | MEDA IZQ SECC CENTRAL CORR                        | 92-02  | CREW CB 4/UTI 2/ST 2 PTAS  | S/M       |
| 6,000  | 6,200 | 6,200 | 8,000 | DB-07295 S/H | 0              | MEDALLON     | DEFROSTER, SOLAR, GT, YP                          | 92-02  | CREW CB 4/UTI 2/ST 2 PTAS  | 17.5X62.5 |
| 6,200  | 6,400 | 6,400 | 8,500 | DB-07295 C/H | DB-08315       | MEDALLON     | DEFROSTER, SOLAR, GT, YP                          | 92-02  | CREW CB 4/UTI 2/ST 2 PTAS  | 17.5X62.5 |
| <b>PICKUP SILVERADO 99-07 C1500/C2500HD/C2500/C3500/K1500/K2500/K3500 STANDARD CAB 2 PTAS</b>  |       |       |       |              |                |              |   |        |                            |           |
| (CHEVROLET PICKUP AVALANCHE 02-06/SUBURBAN 02-06/TAHOE 00-06)(GMC YUKON 01-06/ PICKUP SIERRA EXT. STA.CREW CAB 01/06)(CADILLAC ESCALADE 02-06) |       |       |       |              |                |              |   |        |                            |           |
|  |       |       |       | DW-01341     | 0              | PARABRISA    | SOL. SUB/TAH/YUK/SIE/AVA                          | 99-07  | STAND/EXTD 2 CAB PTAS      | 31.5X69.1 |
|  |       |       |       | DW-01549     | 0              | PARABRISA    | SOL. TERC VIS. SUB/TAH/YUK/SIE/AVA                | 99-07  | STAND/EXTD 2 CAB PTAS      | 31.5X69.1 |
|  |       |       |       | DW-01736     | 0              | PARABRISA    | SOL. TERC VIS. REP. PROT SOL. SUB/TAH/YUK/SIE/AVA | 06-07  | STAND/EXTD 2 CAB PTAS      | 31.5X69.1 |
| 2,800  | 3,000 | -     | -     | DD-09479     | 0              | PUERTA DER   | SOL. SUB/TAH/YUK/SIE/AVAL                         | 99-07  | STAND/EXTD 2 CAB PTAS      | 26.4X32.4 |
| 2,800  | 3,000 | -     | -     | DD-09480     | 0              | PUERTA IZQ   | SOL. SUB/TAH/YUK/SIE/AVAL                         | 99-07  | STAND/EXTD 2 CAB PTAS      | 26.4X32.4 |
| 2,000  | 2,200 | 2,200 | 3,500 | DBY-90095    | DBY-90090      | MEDALLON DER | MEDA DER SECC LATRAL FIJO                         | 99-07  | STAND/EXTD 2 CAB PTAS      | 17.5X24.8 |
| 2,000  | 2,200 | 2,200 | 3,500 | DBY-90096    | DBY-90091      | MEDALLON IZQ | MEDA DER SECC LATRAL FIJO                         | 99-07  | STAND/EXTD 2 CAB PTAS      | 17.5X24.8 |
| 1,800  | 2,000 | 2,000 | 3,000 | DBY-90097    | DBY-90092      | MEDALLON     | MEDA CENTRAL SECC CORR                            | 99-07  | STAND/EXTD 2 CAB PTAS      | 13.3X16.0 |



INDUSTRIA DE CRISTAL TEMPLADO, SA DE CV



CHEVROLET



| CL | TX | GRIS | PRIV | CLAVE | EQUIVALENCIA Ø | PARTE | ACCESORIOS | MODELO | TIPO | MEDIDAS |
|----|----|------|------|-------|----------------|-------|------------|--------|------|---------|
|----|----|------|------|-------|----------------|-------|------------|--------|------|---------|

PICKUP SILVERADO 99-07 C1500/C2500HD/C2500/C3500/K1500/K2500/K3500 STANDARD CAB 2 PTAS

| (CHEVROLET PICKUP AVALANCHE 02-06/SUBURBAN 02-06/TAHOE 00-06)(GMC YUKON 01-06/ PICKUP SIERRA EXT. STA.CREW CAB 01/06)(CADILLAC ESCALADE 02-06) |       |       |       |          |   |          |                          |       |                       |           |
|--|-------|-------|-------|----------|---|----------|--------------------------|-------|-----------------------|-----------|
| COTIZAR  |       |       |       | DB-09483 | 0 | MEDALLON | DEFROSTER, SOLAR, SIERRA | 00-06 | STAND/EXTD 2 CAB PTAS | 17.7X63.9 |
| 7,000  | 7,200 | 7,200 | 9,000 | DB-09484 | 0 | MEDALLON | SOLAR, SIERRA            | 00-06 | STAND/EXTD 2 CAB PTAS | 17.7X63.9 |
| COTIZAR  |       |       |       | DB-09795 | 0 | MEDALLON | ENCAP, CORR, SOL, SIERRA | 00-06 | STAND/EXTD 2 CAB PTAS | 17.7X63.9 |

PICKUP SILVERADO 99-07 C1500/C2500 HD/C2500 /C3500 /K1500/K2500/K3500 EXTENDED CAB 2 PTAS

| (CHEVROLET PICKUP AVALANCHE 02-06/SUBURBAN 02-06/TAHOE 00-06)(GMC YUKON 01-06/ PICKUP SIERRA EXT. STA.CREW CAB 01/06)(CADILLAC ESCALADE 02-06) |       |       |       |           |           |            |   |                           |                          |                          |           |
|--|-------|-------|-------|-----------|-----------|------------|---|---------------------------|--------------------------|--------------------------|-----------|
| COTIZAR  |       |       |       | DW-01341  | 0         | PARABRISA  | SOL, SUB, /TAH/YUK/SIE/AVA                        | 99-07                     | EXTEN 2/STAND 2 CAB PTAS | 31.5X69.1                |           |
| COTIZAR  |       |       |       | DW-01549  | 0         | PARABRISA  | SOL, TERC VIS, SUB/TAH/YUK/SIE/AVA                | 99-07                     | EXTEN 2/STAND 2 CAB PTAS | 31.5X69.1                |           |
| COTIZAR  |       |       |       | DW-01736  | 0         | PARABRISA  | SOL, TERC VIS, REP, PROT SOL, SUB/TAH/YUK/SIE/AVA | 06-07                     | EXTEN 2/STAND 2 CAB PTAS | 31.5X69.1                |           |
| 2,800  | 3,000 | -     | -     | DD-09479  | 0         | PUERTA DER | SOL, SUB/TAH/YUK/SIE/AVA                          | 99-07                     | EXTEN 2/STAND 2 CAB PTAS | 26.4X32.4                |           |
| 2,800  | 3,000 | -     | -     | DD-09480  | 0         | PUERTA IZQ | SOL, SUB/TAH/YUK/SIE/AVA                          | 99-07                     | EXTEN 2/STAND 2 CAB PTAS | 26.4X32.4                |           |
| 2,500  | 2,700 | 2,700 | 4,000 | DQ-09481  | 0         | CUARTO DER | SOLAR, MOVIBLE                                    | 99-07                     | EXTENDED CAB 2 PTAS      | 20.0X21.0                |           |
| 2,500  | 2,700 | 2,700 | 4,000 | DQ-09482  | 0         | CUARTO IZQ | SOLAR, MOVIBLE                                    | 99-07                     | EXTENDED CAB 2 PTAS      | 20.0X21.0                |           |
| 2,000  | 2,200 | 2,200 | 3,500 | DBY-90095 | DBY-90090 | 0          | MEDALLON DER                                      | MEDA DER SECC LATRAL FIJO | 99-07                    | EXTEN 2/STAND 2 CAB PTAS | 17.5X24.8 |
| 2,000  | 2,200 | 2,200 | 3,500 | DBY-90096 | DBY-90091 | 0          | MEDALLON IZQ                                      | MEDA DER SECC LATRAL FIJO | 99-07                    | EXTEN 2/STAND 2 CAB PTAS | 17.5X24.8 |
| 1,800  | 2,000 | 2,000 | 3,000 | DBY-90097 | DBY-90092 | 0          | MEDALLON  | MEDA CENTRAL SECC CORR    | 99-07                    | EXTEN 2/STAND 2 CAB PTAS | 13.3X16.0 |
| COTIZAR  |       |       |       | DB-09483  | 0         | MEDALLON   | DEF, SOL, SIERRA                                  | 00-06                     | EXTEN 2/STAND 2 CAB PTAS | 17.7X63.9                |           |
| 7,000  | 7,200 | 7,200 | 9,000 | DB-09484  | 0         | MEDALLON   | SOLAR, SIERRA                                     | 00-06                     | EXTEN 2/STAND 2 CAB PTAS | 17.7X63.9                |           |
| COTIZAR  |       |       |       | DB-09795  | 0         | MEDALLON   | ENCAP, CORR, SOL, SIERRA                          | 00-06                     | EXTEN 2/STAND 2 CAB PTAS | 17.7X63.9                |           |

PICKUP SILVERADO 01-07 C1500/C2500HD/C2500/C3500/K1500/K2500/K3500 CREWCAB 4 PTAS

| (CHEVROLET PICKUP AVALANCHE 02-06/SUBURBAN 02-06/TAHOE 00-06)(GMC YUKON 01-06/ PICKUP SIERRA EXT. STA.CREW CAB 01/06)(CADILLAC ESCALADE 02-06) |       |       |       |           |           |              |   |                           |                            |                            |           |
|--|-------|-------|-------|-----------|-----------|--------------|---|---------------------------|----------------------------|----------------------------|-----------|
| COTIZAR  |       |       |       | DW-01341  | 0         | PARABRISA    | SOL, SUB/TAH/YUK/SIE/AVA                          | 99-07                     | CREW CB 4/EXT 2/STE 2 PTAS | 31.5X69.1                  |           |
| COTIZAR  |       |       |       | DW-01549  | 0         | PARABRISA    | SOL, TERC VIS, SUB/TAH/YUK/SIE/AVA                | 99-07                     | CREW CB 4/EXT 2/STE 2 PTAS | 31.5X69.1                  |           |
| COTIZAR  |       |       |       | DW-01736  | 0         | PARABRISA    | SOL, TERC VIS, REP, PROT SOL, SUB/TAH/YUK/SIE/AVA | 06-07                     | CREW CB 4/EXT 2/STE 2 PTAS | 31.5X69.1                  |           |
| 2,800  | 3,000 | -     | -     | DD-09479  | 0         | PUERTA D DER | SOL, SUB/TAH/YUK/SIE/AVA                          | 01-07                     | CREW CB 4/EXT 2/STE 2 PTAS | 26.4X32.4                  |           |
| 2,800  | 3,000 | -     | -     | DD-09480  | 0         | PUERTA D IZQ | SOL, SUB/TAH/YUK/SIE/AVA                          | 01-07                     | CREW CB 4/EXT 2/STE 2 PTAS | 26.4X32.4                  |           |
| 2,700  | 2,900 | 2,900 | 4,500 | DD-09734  | 0         | PUERTA T DER | SOLAR, SUBURBAN                                   | 01-07                     | CREW CB 4/EXT 2/STE 2 PTAS | 26.1X30.1                  |           |
| 2,700  | 2,900 | 2,900 | 4,500 | DD-09735  | 0         | PUERTA T IZQ | SOLAR, SUBURBAN                                   | 01-07                     | CREW CB 4/EXT 2/STE 2 PTAS | 26.1X30.1                  |           |
| 2,000  | 2,200 | 2,200 | 3,500 | DBY-90095 | DBY-90090 | 0            | MEDALLON DER                                      | MEDA DER SECC LATRAL FIJO | 01-07                      | CREW CB 4/EXT 2/STE 2 PTAS | 17.5X24.8 |
| 2,000  | 2,200 | 2,200 | 3,500 | DBY-90096 | DBY-90091 | 0            | MEDALLON IZQ                                      | MEDA IZQ SECC LATRAL FIJO | 01-07                      | CREW CB 4/EXT 2/STE 2 PTAS | 17.5X24.8 |
| 1,800  | 2,000 | 2,000 | 3,000 | DBY-90097 | DBY-90092 | 0            | MEDALLON  | MEDA CENTRAL SECC CORR    | 01-07                      | CREW CB 4/EXT 2/STE 2 PTAS | 13.3X16.0 |
| COTIZAR  |       |       |       | DB-09483  | 0         | MEDALLON     | DEF, SOLAR, SIERRA                                | 01-06                     | CREW CB 4/EXT 2/STE 2 PTAS | 17.7X63.9                  |           |
| 7,000  | 7,200 | 7,200 | 9,000 | DB-09484  | 0         | MEDALLON     | SOLAR, SIERRA                                     | 01-06                     | CREW CB 4/EXT 2/STE 2 PTAS | 17.7X63.9                  |           |

PICKUP SILVERADO 01-07 C1500/C2500HD/C2500/C3500/K1500/K2500/K3500 CREWCAB 4 PTAS

| (CHEVROLET PICKUP AVALANCHE 02-06/SUBURBAN 02-06/TAHOE 00-06)(GMC YUKON 01-06/ PICKUP SIERRA EXT. STA.CREW CAB 01/06)(CADILLAC ESCALADE 02-06) |  |  |  |          |   |          |                          |       |                            |           |
|--|--|--|--|----------|---|----------|--------------------------|-------|----------------------------|-----------|
| COTIZAR  |  |  |  | DB-09795 | 0 | MEDALLON | ENCAP, CORR, SOL, SIERRA | 01-06 | CREW CB 4/EXT 2/STE 2 PTAS | 17.7X63.9 |

PICKUP SILVERADO/CHEYENNE 07-14 C1500/C2500/C3500/K1500/K2500/K3500 STANDARD CAB 2 PTAS

| (CHEVROLET AVALANCHE 07-12/SUBURBAN 07-12/TAHOE 07-12)(GMC PICKUP SIERRA EXTENDED,STANDARD,CREW CAB 07-12/YUKON )(CADILLAC ESCALADE UTILITY,CREW CAB 07-11) |       |       |       |           |           |           |  |                               |                       |                       |           |
|---|-------|-------|-------|-----------|-----------|-----------|--|-------------------------------|-----------------------|-----------------------|-----------|
| COTIZAR   |       |       |       | DW-01658  | 0         | PARABRISA | SOL, TERC VIS, AVAL, ESCA, SUB, TAH, YUK         | 07-14                         | STAND/EXTD 2 CAB PTAS | 33.5X67.8             |           |
| COTIZAR   |       |       |       | DW-01659  | 0         | PARABRISA | SOL, TERC VIS, SENS LLU, AVA/ESCA/SUB/TAH/YUK    | 07-12                         | STAND/EXTD 2 CAB PTAS | 33.5X67.8             |           |
| COTIZAR   |       |       |       | DW-01883  | 0         | PARABRISA | SOL, TERC VIS, ACUST INTER, AVA/ESCA/SUB/TAH/YUK | 07-12                         | STAND/EXTD 2 CAB PTAS | 31.0X67.0             |           |
| 3,000   | 3,200 | -     | -     | DD-11163  | DD-11253  | 0         | PUERTA DER                                       | SOL, AVA, ESCA, SUB, TAH, YUK | 07-14                 | STAND/EXTD 2 CAB PTAS | 26.8X32.5 |
| 3,000   | 3,200 | -     | -     | DD-11164  | DD-11254  | 0         | PUERTA IZQ                                       | SOL, AVA, ESCA, SUB, TAH, YUK | 07-14                 | STAND/EXTD 2 CAB PTAS | 26.8X32.5 |
| 3,000   | 3,200 | 3,200 | -     | DD-11999  |           | 0         | PUERTA DER                                       | SOLAR                         | 12-14                 | STAND/EXTD 2 CAB PTAS | 21.0X31.0 |
| 3,000   | 3,200 | 3,200 | -     | DD-12000  |           | 0         | PUERTA IZQ                                       | SOLAR                         | 12-14                 | STAND/EXTD 2 CAB PTAS | 21.0X31.0 |
| 2,000   | 2,200 | 2,200 | 3,500 | DBY-90095 | DBY-90090 | 0         | MEDALLON DER                                     | MEDA DER SECC LATRAL FIJO     | 07-14                 | STAND/EXTD 2 CAB PTAS | 18.1X64.8 |
| 2,000   | 2,200 | 2,200 | 3,500 | DBY-90096 | DBY-90091 | 0         | MEDALLON IZQ                                     | MEDA IZQ SECC LATRAL FIJO     | 07-14                 | STAND/EXTD 2 CAB PTAS | 18.1X64.8 |
| 1,800   | 2,000 | 2,000 | 3,000 | DBY-90097 | DBY-90092 | 0         | MEDALLON   | MEDA CENTRAL SECC CORR        | 07-14                 | STAND/EXTD 2 CAB PTAS | 18.1X64.8 |
| 7,000   | 7,200 | 7,200 | 9,000 | DB-11176  |           | 0         | MEDALLON   | SOL, ESTACIONARIO, SIERRA     | 07-14                 | STAND/EXTD 2 CAB PTAS | 17.5X64.3 |
| COTIZAR   |       |       |       | DB-11177  | 0         | MEDALLON  | DEF, SOL, ESTACIONARIO                           | 07-14                         | STAND/EXTD 2 CAB PTAS | 17.5X64.3             |           |
| COTIZAR   |       |       |       | DB-11178  | 0         | MEDALLON  | DESGLIZABLE, SOLAR, MANUAL                       | 07-14                         | STAND/EXTD 2 CAB PTAS | 17.5X64.3             |           |
| COTIZAR   |       |       |       | DB-11386  | 0         | MEDALLON  | DES, SOLAR, OE, MANUAL                           | 07-14                         | STAND/EXTD 2 CAB PTAS | 13.0X16.0             |           |



INDUSTRIA DE CRISTAL TEMPLADO, SA DE CV



CHEVROLET

| CL | TX | GRIS | PRIV | CLAVE    | EQUIVALENCIA Ø | PARTE    | ACCESORIOS                 | MODELO | TIPO                  | MEDIDAS   |
|----|----|------|------|----------|----------------|----------|----------------------------|--------|-----------------------|-----------|
|    |    |      |      | DB-11914 | 0              | MEDALLON | DESGLIZABLE, SOLAR, MANUAL | 07-14  | STAND/EXTD 2 CAB PTAS | 17.5X64.3 |
|    |    |      |      | DB-11915 | 0              | MEDALLON | DESGLIZABLE, SOLAR, MANUAL | 07-14  | STAND/EXTD 2 CAB PTAS | 17.5X64.3 |

**PICKUP SILVERADO/CHEYENNE 07-14 C1500/C2500/C3500/K1500/K2500/K3500 EXTENDED CAB 2 PTAS**

(CHEVROLET AVALANCHE 07-12/SUBURBAN 07-12/TAHOE 07-12)(GMC PICKUP SIERRA EXTENDED, STANDARD, CREW CAB 07-12/YUKON )CADILLAC ESCALADE UTILITY, CREW CAB 07-11)

|       |       |       |       |          |          |           |   |                               |                     |                     |           |
|-------|-------|-------|-------|----------|----------|-----------|---|-------------------------------|---------------------|---------------------|-----------|
|       |       |       |       | DW-01658 | 0        | PARABRISA | SOL TERC VIS, AVA, ESCA, SUB, TAH, YUK          | 07-14                         | EXTENDED CAB 2 PTAS | 33.5X67.8           |           |
|       |       |       |       | DW-01659 | 0        | PARABRISA | SOL TERC VIS, SENS LLU, AVA/ESCA/SUB/TAH/YUK    | 07-12                         | EXTENDED CAB 2 PTAS | 33.5X67.8           |           |
|       |       |       |       | DW-01883 | 0        | PARABRISA | SOL TERC VIS, ACUST INTER, AVA/ESCA/SUB/TAH/YUK | 07-12                         | EXTENDED CAB 2 PTAS | 31.0X67.0           |           |
| 3,000 | 3,200 | -     | -     | DD-11163 | DD-11253 | 0         | PUERTA DER                                      | SOL, AVA, ESCA, SUB, TAH, YUK | 07-14               | EXTENDED CAB 2 PTAS | 26.8X32.5 |
| 3,000 | 3,200 | -     | -     | DD-11164 | DD-11254 | 0         | PUERTA IZQ                                      | SOL, AVA, ESCA, SUB, TAH, YUK | 07-14               | EXTENDED CAB 2 PTAS | 26.8X32.5 |
| 3,000 | 3,200 | 3,200 | -     | DD-11999 |          | 0         | PUERTA DER                                      | SOLAR                         | 12-14               | EXTENDED CAB 2 PTAS | 21.0X31.0 |
| 3,000 | 3,200 | 3,200 | -     | DD-12000 |          | 0         | PUERTA IZQ                                      | SOLAR                         | 12-14               | EXTENDED CAB 2 PTAS | 21.0X31.0 |
| 2,700 | 2,900 | 2,900 | 5,500 | DQ-11174 |          | 0         | CUARTO DER                                      | SOLAR                         | 07-14               | EXTENDED CAB 2 PTAS | 18.0X22.0 |
| 2,700 | 2,900 | 2,900 | 5,500 | DQ-11175 |          | 0         | CUARTO IZQ                                      | SOLAR                         | 07-14               | EXTENDED CAB 2 PTAS | 18.0X22.0 |
| 2,700 | 2,900 | 2,900 | 5,500 | DQ-12413 |          | 0         | CUARTO DER                                      | SOLAR, ESTACIONARIO           | 07-14               | EXTENDED CAB 2 PTAS | S/M       |
| 2,700 | 2,900 | 2,900 | 5,500 | DQ-12414 |          | 0         | CUARTO IZQ                                      | SOLAR, ESTACIONARIO           | 07-14               | EXTENDED CAB 2 PTAS | S/M       |

**PICKUP SILVERADO/CHEYENNE 07-14 C1500/C2500/C3500/K1500/K2500/K3500 EXTENDED CAB 2 PTAS**

(CHEVROLET AVALANCHE 07-12/SUBURBAN 07-12/TAHOE 07-12)(GMC PICKUP SIERRA EXTENDED, STANDARD, CREW CAB 07-12/YUKON )CADILLAC ESCALADE UTILITY, CREW CAB 07-11)

|       |       |       |       |           |           |   |              |                                  |       |                     |           |
|-------|-------|-------|-------|-----------|-----------|---|--------------|----------------------------------|-------|---------------------|-----------|
| 2,000 | 2,200 | 2,200 | 3,500 | DBY-90095 | DBY-90090 | 0 | MEDALLON DER | SECC LATERAL FIJO                | 07-14 | EXTENDED CAB 2 PTAS | 17.5X24.8 |
| 2,000 | 2,200 | 2,200 | 3,500 | DBY-90096 | DBY-90091 | 0 | MEDALLON IZQ | SECC LATERAL FIJO                | 07-14 | EXTENDED CAB 2 PTAS | 17.5X24.8 |
| 1,800 | 2,000 | 2,000 | 3,000 | DBY-90097 | DBY-90092 | 0 | MEDALLON     | SECCIONADO CORREDIZO             | 07-14 | EXTENDED CAB 2 PTAS | 13.3X16.0 |
|       |       |       |       | DBY-90115 |           | 0 | MEDALLON     | CORREDIZO, SOL, REPUESTO, MANUAL | 10-14 | EXTENDED CAB 2 PTAS | 17.5X24.8 |
| 7,000 | 7,200 | 7,200 | 9,000 | DB-11176  |           | 0 | MEDALLON     | SOL, ESTACIONARIO, SIERRA        | 07-14 | EXTENDED CAB 2 PTAS | 17.5X64.3 |
|       |       |       |       | DB-11177  |           | 0 | MEDALLON     | DES, SOL, ESTACIONARIO           | 07-14 | EXTENDED CAB 2 PTAS | 17.5X64.3 |
|       |       |       |       | DB-11178  |           | 0 | MEDALLON     | DES, SOL, MANUAL                 | 07-14 | EXTENDED CAB 2 PTAS | 17.5X64.3 |
|       |       |       |       | DB-11386  |           | 0 | MEDALLON     | DES, SOLAR, OE, MANUAL           | 07-14 | EXTENDED CAB 2 PTAS | 13.0X16.0 |
|       |       |       |       | DB-11387  |           | 0 | MEDALLON     | DES, SOL, OE, ELECTRICO          | 07-14 | EXTENDED CAB 2 PTAS | 17.5X64.3 |
|       |       |       |       | DB-11388  |           | 0 | MEDALLON     | DES, SOL, OE, ELECTRICO          | 07-14 | EXTENDED CAB 2 PTAS | 13.0X16.0 |
|       |       |       |       | DB-11914  |           | 0 | MEDALLON     | DES, SOLAR, MANUAL               | 07-14 | EXTENDED CAB 2 PTAS | 17.5X64.3 |
|       |       |       |       | DB-11915  |           | 0 | MEDALLON     | DES, SOL, OE, ELECTRICO          | 07-14 | EXTENDED CAB 2 PTAS | 17.5X64.3 |

**PICKUP SILVERADO/CHEYENNE 07-14 C1500/C2500/C3500/K1500/K2500/K3500 CREW CAB 4 PTAS**

(CHEVROLET AVALANCHE 07-12/SUBURBAN 07-12/TAHOE 07-12)(GMC PICKUP SIERRA EXTENDED, STANDARD, CREW CAB 07-12/YUKON )CADILLAC ESCALADE UTILITY, CREW CAB 07-11)

|       |       |       |       |           |           |           |   |                               |                    |                    |           |
|-------|-------|-------|-------|-----------|-----------|-----------|---|-------------------------------|--------------------|--------------------|-----------|
|       |       |       |       | DW-01658  | 0         | PARABRISA | SOL TERC VIS, AVA, ESCA, SUB, TAH, YUK          | 07-14                         | CREW CAB 4 PUERTAS | 33.5X67.8          |           |
|       |       |       |       | DW-01659  | 0         | PARABRISA | SOL TERC VIS, SENS LLU, AVA/ESCA/SUB/TAH/YUK    | 07-12                         | CREW CAB 4 PUERTAS | 33.5X67.8          |           |
|       |       |       |       | DW-01883  | 0         | PARABRISA | SOL TERC VIS, ACUST INTER, AVA/ESCA/SUB/TAH/YUK | 07-12                         | CREW CAB 4 PUERTAS | 31.0X67.0          |           |
| 3,000 | 3,200 | -     | -     | DD-11163  | DD-11253  | 0         | PUERTA D DER                                    | SOL, AVA, ESCA, SUB, TAH, YUK | 07-14              | CREW CAB 4 PUERTAS | 26.8X32.5 |
| 3,000 | 3,200 | -     | -     | DD-11164  | DD-11254  | 0         | PUERTA IZQ                                      | SOL, AVA, ESCA, SUB, TAH, YUK | 07-14              | CREW CAB 4 PUERTAS | 26.8X32.5 |
| 3,000 | 3,200 | 3,200 | -     | DD-11999  |           | 0         | PUERTA DER                                      | SOLAR                         | 12-14              | CREW CAB 4 PUERTAS | 21.0X31.0 |
| 3,000 | 3,200 | 3,200 | -     | DD-12000  |           | 0         | PUERTA IZQ                                      | SOLAR                         | 12-14              | CREW CAB 4 PUERTAS | 21.0X31.0 |
| 2,900 | 3,100 | 3,100 | 5,500 | DD-11169  |           | 0         | PUERTA T DER                                    | SUB/AVALANCHE/TAHOE           | 07-14              | CREW CAB 4 PUERTAS | 27.3X30.0 |
| 2,900 | 3,100 | 3,100 | 5,500 | DD-11170  |           | 0         | PUERTA T IZQ                                    | SUB/AVALANCHE/TAHOE           | 07-14              | CREW CAB 4 PUERTAS | 27.3X30.0 |
| 2,000 | 2,200 | 2,200 | 3,500 | DBY-90095 | DBY-90090 | 0         | MEDALLON DER                                    | MEDA DER SECC LATRAL FIJO     | 07-14              | CREW CAB 4 PUERTAS | 17.5X24.8 |
| 2,000 | 2,200 | 2,200 | 3,500 | DBY-90096 | DBY-90091 | 0         | MEDALLON IZQ                                    | MEDA IZQ SECC LATRAL FIJO     | 07-14              | CREW CAB 4 PUERTAS | 17.5X24.8 |
| 1,800 | 2,000 | 2,000 | 3,000 | DBY-90097 | DBY-90092 | 0         | MEDALLON  | MEDA CENT SECCIONADO CORR     | 07-14              | CREW CAB 4 PUERTAS | 13.3X16.0 |
| 7,000 | 7,200 | 7,200 | 9,000 | DB-11176  |           | 0         | MEDALLON  | SOL, ESTA, SIERRA             | 07-14              | CREW CAB 4 PUERTAS | 17.5X64.3 |
|       |       |       |       | DB-11177  |           | 0         | MEDALLON  | DESGLIZABLE, SOLAR, MANUAL    | 07-14              | CREW CAB 4 PUERTAS | 17.5X64.3 |
|       |       |       |       | DB-11178  |           | 0         | MEDALLON  | DESGLIZABLE, SOLAR, MANUAL    | 07-14              | CREW CAB 4 PUERTAS | 17.5X64.3 |
|       |       |       |       | DB-11386  |           | 0         | MEDALLON  | DES, SOL, OE, MANUAL          | 07-14              | CREW CAB 4 PUERTAS | 13.0X16.0 |
|       |       |       |       | DB-11387  |           | 0         | MEDALLON  | DES, SOL, OE, ELECTRICO       | 07-14              | CREW CAB 4 PUERTAS | 17.5X64.3 |
|       |       |       |       | DB-11388  |           | 0         | MEDALLON  | DES, SOL, OE, ELECTRICO       | 07-14              | CREW CAB 4 PUERTAS | 13.0X16.0 |
|       |       |       |       | DB-11914  |           | 0         | MEDALLON  | DESGLIZABLE, SOLAR, MANUAL    | 07-14              | CREW CAB 4 PUERTAS | 17.5X64.3 |

**PICKUP SILVERADO/CHEYENNE 07-14 C1500/C2500/C3500/K1500/K2500/K3500 CREW CAB 4 PTAS**

(CHEVROLET AVALANCHE 07-12/SUBURBAN 07-12/TAHOE 07-12)(GMC PICKUP SIERRA EXTENDED, STANDARD, CREW CAB 07-12/YUKON )CADILLAC ESCALADE UTILITY, CREW CAB 07-11)

|  |  |  |  |          |   |          |                           |       |                    |           |
|--|--|--|--|----------|---|----------|---------------------------|-------|--------------------|-----------|
|  |  |  |  | DB-11915 | 0 | MEDALLON | DES, SOLAR, OE, ELECTRICO | 07-14 | CREW CAB 4 PUERTAS | 17.5X64.3 |
|--|--|--|--|----------|---|----------|---------------------------|-------|--------------------|-----------|



INDUSTRIA DE CRISTAL TEMPLADO, SA DE CV



CHEVROLET



| CL   | TX    | GRIS  | PRIV   | CLAVE     | EQUIVALENCIA Ø | PARTE          | ACCESORIOS                  | MODELO | TIPO                  | MEDIDAS   |
|--|-------|-------|--------|-----------|----------------|----------------|-----------------------------|--------|-----------------------|-----------|
| <b>PICKUP SILVERADO/CHEYENNE 14-16 C1500/K1500/C2500/K2500/C3500/K3500 STANDARD CAB 2 PUERTA</b> |       |       |        |           |                |                |                             |        |                       |           |
|  |       |       |        | DW-02040  |                | 0 PARABRISA    | SOLAR                       | 14-16  | STAND/EXTD 2 CAB PTAS | 32.5X65.8 |
|  |       |       |        | DW-02041  |                | 0 PARABRISA    | SOL, RETOVISOR INTELIGENTE  | 14-16  | STAND/EXTD 2 CAB PTAS | 32.5X65.8 |
| -  | 4,000 | 4,000 | -      | DD-12273  |                | 0 PUERTA D DER | SOLAR                       | 14-16  | STAND/EXTD 2 CAB PTAS | 16.5X63.5 |
| -  | 4,000 | 4,000 | -      | DD-12274  |                | 0 PUERTA D IZQ | SOLAR                       | 14-16  | STAND/EXTD 2 CAB PTAS | 16.5X63.5 |
| -  | 3,000 | 3,000 | 5,000  | DBY-90120 |                | 0 MEDALLON DER | SECCIONADO,FIJO,LATERAL     | 14-16  | STAND/EXTD 2 CAB PTAS | 16.5X63.5 |
| -  | 3,000 | 3,000 | 5,000  | DBY-90121 |                | 0 MEDALLON IZQ | SECCIONADO,FIJO,LATERAL     | 14-16  | STAND/EXTD 2 CAB PTAS | 16.5X63.5 |
| -  | 3,000 | 3,000 | 5,000  | DBY-90122 |                | 0 MEDALLON     | CENTRAL,CORREDIZO           | 14-16  | STAND/EXTD 2 CAB PTAS | 16.5X63.5 |
| -  | 8,000 | 8,000 | 11,000 | DB-12272  |                | 0 MEDALLON     | FIJO,SOLAR                  | 14-16  | STAND/EXTD 2 CAB PTAS | 16.5X63.5 |
|  |       |       |        | DB-12275  |                | 0 MEDALLON     | DEFROSTER, SOLAR, FIJO      | 14-16  | STAND/EXTD 2 CAB PTAS | 16.5X63.5 |
|  |       |       |        | DB-12196  |                | 0 MEDALLON     | DEF, SOLAR, FIJO, ELECTRICO | 14-16  | STAND/EXTD 2 CAB PTAS | 16.5X63.5 |

|   |       |       |        |           |  |                |                           |       |                       |           |
|---|-------|-------|--------|-----------|--|----------------|---------------------------|-------|-----------------------|-----------|
| <b>PICKUP SILVERADO/CHEYENNE 14-16 C1500/K1500/C2500/K2500/C3500/K3500 EXTENDED CAB 4 PUERTAS</b> |       |       |        |           |  |                |                           |       |                       |           |
|   |       |       |        | DW-02040  |  | 0 PARABRISA    | SOLAR                     | 14-16 | EXTENDED 4 CAB PTAS   | 32.5X65.8 |
|   |       |       |        | DW-02041  |  | 0 PARABRISA    | SOL, RETOVISOR INTELIGENT | 14-16 | EXTENDED 4 CAB PTAS   | 32.5X65.8 |
| -   | 4,000 | 4,000 | -      | DD-12192  |  | 0 PUERTA D DER | SOLAR                     | 14-16 | EXTENDED 4 CAB PTAS   | 16.5X63.5 |
| -   | 4,000 | 4,000 | -      | DD-12193  |  | 0 PUERTA D IZQ | SOLAR                     | 14-16 | EXTENDED 4 CAB PTAS   | 16.5X63.5 |
| -   | 3,900 | 3,900 | 7,000  | DD-12371  |  | 0 PUERTA T DER | SOLAR                     | 14-16 | EXTENDED 4 CAB PTAS   | 16.5X63.5 |
| -   | 3,900 | 3,900 | 7,000  | DD-12372  |  | 0 PUERTA T IZQ | SOLAR                     | 14-16 | EXTENDED 4 CAB PTAS   | 16.5X63.5 |
| -   | 3,000 | 3,000 | 5,000  | DBY-90120 |  | 0 MEDALLON DER | SECCIONADO,FIJO,LATERAL   | 14-16 | STAND/EXTD 2 CAB PTAS | 16.5X63.5 |
| -   | 3,000 | 3,000 | 5,000  | DBY-90121 |  | 0 MEDALLON IZQ | SECCIONADO,FIJO,LATERAL   | 14-16 | STAND/EXTD 2 CAB PTAS | 16.5X63.5 |
| -   | 3,000 | 3,000 | 5,000  | DBY-90122 |  | 0 MEDALLON     | CENTRAL,CORREDIZO         | 14-16 | STAND/EXTD 2 CAB PTAS | 16.5X63.5 |
| -   | 8,000 | 8,000 | 11,000 | DB-12272  |  | 0 MEDALLON     | FIJO,SOLAR                | 14-16 | EXTENDED 4 CAB PTAS   | 16.5X63.5 |
|   |       |       |        | DB-12275  |  | 0 MEDALLON     | DEFROSTER, SOLAR, FIJO    | 14-16 | EXTENDED 4 CAB PTAS   | 16.5X63.5 |
|   |       |       |        | DB-12196  |  | 0 MEDALLON     | DEF, SOLAR, CORREDIZO     | 14-16 | EXTENDED 4 CAB PTAS   | 16.5X63.5 |

|   |       |       |   |          |  |                |                            |       |                 |           |
|---|-------|-------|---|----------|--|----------------|----------------------------|-------|-----------------|-----------|
| <b>PICKUP SILVERADO/CHEYENNE 14-16 C1500/K1500/C2500/K2500/C3500/K3500 CREW CAB 4 PUERTAS</b> |       |       |   |          |  |                |                            |       |                 |           |
|   |       |       |   | DW-02040 |  | 0 PARABRISA    | SOLAR                      | 14-16 | CREW CAB 4 PTAS | 32.5X65.8 |
|   |       |       |   | DW-02041 |  | 0 PARABRISA    | SOL, RETOVISOR INTELIGENTE | 14-16 | CREW CAB 4 PTAS | 32.5X65.8 |
| -   | 4,000 | 4,000 | - | DD-12192 |  | 0 PUERTA D DER | SOLAR                      | 14-16 | CREW CAB 4 PTAS | 16.5X63.5 |

|   |       |       |        |           |  |                |                         |       |                 |           |
|---|-------|-------|--------|-----------|--|----------------|-------------------------|-------|-----------------|-----------|
| <b>PICKUP SILVERADO/CHEYENNE 14-16 C1500/K1500/C2500/K2500/C3500/K3500 CREW CAB 4 PUERTAS</b> |       |       |        |           |  |                |                         |       |                 |           |
| -   | 4,000 | 4,000 | -      | DD-12193  |  | 0 PUERTA D IZQ | SOLAR                   | 14-16 | CREW CAB 4 PTAS | 16.5X63.5 |
| -   | 3,900 | 3,900 | 7,000  | DD-12194  |  | 0 PUERTA T DER | SOLAR                   | 14-16 | CREW CAB 4 PTAS | 16.5X63.5 |
| -   | 3,900 | 3,900 | 7,000  | DD-12195  |  | 0 PUERTA T IZQ | SOLAR                   | 14-16 | CREW CAB 4 PTAS | 16.5X63.5 |
| -   | 3,000 | 3,000 | 5,000  | DBY-90120 |  | 0 MEDALLON DER | SECCIONADO,FIJO,LATERAL | 14-16 | CREW CAB 4 PTAS | 16.5X63.5 |
| -   | 3,000 | 3,000 | 5,000  | DBY-90121 |  | 0 MEDALLON IZQ | SECCIONADO,FIJO,LATERAL | 14-16 | CREW CAB 4 PTAS | 16.5X63.5 |
| -   | 3,000 | 3,000 | 5,000  | DBY-90122 |  | 0 MEDALLON     | CENTRAL,CORREDIZO       | 14-16 | CREW CAB 4 PTAS | 16.5X63.5 |
| -   | 8,000 | 8,000 | 11,000 | DB-12272  |  | 0 MEDALLON     | FIJO,SOLAR              | 14-16 | CREW CAB 4 PTAS | 16.5X63.5 |
|   |       |       |        | DB-12275  |  | 0 MEDALLON     | DEFROSTER, SOLAR, FIJO  | 14-16 | CREW CAB 4 PTAS | 16.5X63.5 |

|                                   |       |   |   |          |  |              |                        |       |                  |           |
|-----------------------------------|-------|---|---|----------|--|--------------|------------------------|-------|------------------|-----------|
| <b>PICKUP SSR 03-06 2 PUERTAS</b> |       |   |   |          |  |              |                        |       |                  |           |
|                                   |       |   |   | DW-01534 |  | 0 PARABRISA  | ANTENA                 | 00-03 | PICKUP 2 PUERTAS | 37.0X57.0 |
| -                                 | 7,000 | - | - | DD-10508 |  | 0 PUERTA DER | PICKUP SSR             | 00-03 | PICKUP 2 PUERTAS | 23.0X44.5 |
| -                                 | 7,000 | - | - | DD-10509 |  | 0 PUERTA IZQ | PICKUP SSR             | 00-03 | PICKUP 2 PUERTAS | 23.0X44.5 |
|                                   |       |   |   | DB-10510 |  | 0 MEDALLON   | ENCAPSULADO, DEFROSTER | 00-03 | PICKUP 2 PUERTAS | 20.0X61.0 |

|   |       |       |       |          |          |              |                       |       |                          |           |
|---|-------|-------|-------|----------|----------|--------------|-----------------------|-------|--------------------------|-----------|
| <b>PICKUP S10 82-93 STANDARD CAB 2 PUERTAS</b> (S10 BLAZER 83-94) |       |       |       |          |          |              |                       |       |                          |           |
|   |       |       |       | DW-00943 |          | 0 PARABRISA  | S10/S10 BLAZER        | 82-93 | STDEXT CB 2/UTY 4-2 PTAS | 28.3X57.5 |
|   |       |       |       | DW-01160 |          | 0 PARABRISA  | S10/S10 BLAZER, SOLAR | 82-93 | STDEXT CB 2/UTY 4-2 PTAS | 28.3X57.5 |
| 2,400   | 2,600 | -     | -     | DD-06423 | DD-08327 | 4 PUERTA DER | S10/S10 BLAZER        | 82-93 | STDEXT CB 2/UTY 4-2 PTAS | 21.0X32.0 |
| 2,400   | 2,600 | -     | -     | DD-06424 | DD-08328 | 4 PUERTA IZQ | S10/S10 BLAZER        | 82-93 | STDEXT CB 2/UTY 4-2 PTAS | 21.0X32.0 |
| 5,000   | 5,200 | 5,200 | 7,000 | DB-06425 | DB-08333 | 0 MEDALLON   | SOLAR                 | 82-93 | STAND 2/EXTE CAB 2 PTAS  | 15.0X54.0 |

|   |  |  |  |          |  |             |                |       |                             |           |
|---|--|--|--|----------|--|-------------|----------------|-------|-----------------------------|-----------|
| <b>PICKUP S10 82-93 EXTENDED CAB 2 PUERTAS</b> (S10 BLAZER 83-94) |  |  |  |          |  |             |                |       |                             |           |
|   |  |  |  | DW-00943 |  | 0 PARABRISA | S10/S10 BLAZER | 82-93 | EXT.-STD. CAB 2 PTAS/UTILIT | 28.3X57.5 |



CHEVROLET

| CL    | TX    | GRIS  | PRIV  | CLAVE    | EQUIVALENCIA | Ø | PARTE      | ACCESORIOS            | MODELO | TIPO                         | MEDIDAS   |
|-------|-------|-------|-------|----------|--------------|---|------------|-----------------------|--------|------------------------------|-----------|
|       |       |       |       | DW-01160 |              | 0 | PARABRISA  | S10/S10 BLAZER, SOLAR | 82-93  | EXT.-STD. CAB 2 PTAS./UTILIT | 28.3X57.5 |
| 2,400 | 2,600 | -     | -     | DD-06423 | DD-08327     | 4 | PUERTA DER | S10/S10 BLAZER        | 82-93  | EXT.-STD. CAB 2 PTAS./UTILIT | 21.0X32.0 |
| 2,400 | 2,600 | -     | -     | DD-06424 | DD-08328     | 4 | PUERTA IZQ | S10/S10 BLAZER        | 82-93  | EXT.-STD. CAB 2 PTAS./UTILIT | 21.0X32.0 |
| 2,400 | 2,600 | 2,600 | 3,500 | DQ-06561 | DQ-08331     | 3 | CUARTO DER | S10, MOVIBLE          | 82-93  | EXTENDED CAB 2 PTAS.         | 13.0X18.0 |
| 2,400 | 2,600 | 2,600 | 3,500 | DQ-06562 | DQ-08332     | 3 | CUARTO IZQ | S10, MOVIBLE          | 82-93  | EXTENDED CAB 2 PTAS.         | 13.0X18.0 |
| 2,400 | 2,600 | 2,600 | 3,500 | DQ-06738 | DQ-08329     | 0 | CUARTO DER | S10, FIJO             | 82-93  | EXTENDED CAB 2 PTAS.         | 13.0X18.0 |
| 2,400 | 2,600 | 2,600 | 3,500 | DQ-06739 | DQ-08330     | 0 | CUARTO IZQ | S10, FIJO             | 82-93  | EXTENDED CAB 2 PTAS.         | 13.0X18.0 |
| 5,000 | 5,200 | 5,200 | 7,000 | DB-06425 | DB-08333     | 0 | MEDALLON   | SOLAR                 | 82-93  | EXTE CAB 2/STAND 2 PTAS      | 15.0X54.0 |

| PICKUP S10 94-03 STANDARD CAB 2 PUERTAS (ISUZU PICKUP HOMBRE 97-00) |       |       |       |          |  |   |            |                           |       |                            |           |
|---|-------|-------|-------|----------|--|---|------------|---------------------------|-------|----------------------------|-----------|
|   |       |       |       | DW-01168 |  | 0 | PARABRISA  | SOL, ENVOY/BRAVADA/HOMBRE | 94-03 | STD/EXT 2/UT.4/CWCB 4 PTAS | 27.7X63.3 |
| 2,400   | 2,600 | -     | -     | DD-08422 |  | 0 | PUERTA DER | SOL, ENVOY/BRAVADA/HOMBRE | 94-03 | STD/EXT 2/UT.4/CWCB 4 PTAS | 22.6X31.7 |
| 2,400   | 2,600 | -     | -     | DD-08423 |  | 0 | PUERTA IZQ | SOL, ENVOY/BRAVADA/HOMBRE | 94-03 | STD/EXT 2/UT.4/CWCB 4 PTAS | 22.6X31.7 |
| 5,000   | 5,200 | 5,200 | 7,000 | DB-08426 |  | 0 | MEDALLON   | SOLAR, HOMBRE             | 94-03 | STD/EXT 2/UT.4/CWCB 4 PTAS | 15.7X55.9 |
|   |       |       |       | DW-01168 |  | 0 | PARABRISA  | SOL, ENVOY/BRAVADA/HOMBRE | 94-03 | STD/EXT 2/UT.4/CWCB 4 PTAS | 15.7X55.9 |

| PICKUP S10 94-03 EXTENDED CAB 2 PUERTAS (ISUZU PICKUP HOMBRE 97-00)(OLSMOBILE-BRAVADA 96-01) |       |       |       |          |  |   |            |                           |       |                           |           |
|--|-------|-------|-------|----------|--|---|------------|---------------------------|-------|---------------------------|-----------|
|  |       |       |       | DW-01168 |  | 0 | PARABRISA  | SOL, ENVOY/BRAVADA/HOMBRE | 00-03 | EX/STD 2/UT.4/CWCB 4 PTAS | 27.7X63.3 |
| 2,400  | 2,600 | -     | -     | DD-08422 |  | 0 | PUERTA DER | SOL, ENVOY/BRAVADA/HOMBRE | 00-03 | EX/STD 2/UT.4/CWCB 4 PTAS | 22.6X31.7 |
| 2,400  | 2,600 | -     | -     | DD-08423 |  | 0 | PUERTA IZQ | SOL, ENVOY/BRAVADA/HOMBRE | 00-03 | EX/STD 2/UT.4/CWCB 4 PTAS | 22.6X31.7 |
| 2,300  | 2,500 | 2,500 | 3,000 | DQ-08424 |  | 0 | CUARTO DER | SOLAR                     | 00-03 | EXTENDED CAB 2 PTAS       | 15.5X21.0 |
| 2,300  | 2,500 | 2,500 | 3,000 | DQ-08425 |  | 0 | CUARTO IZQ | SOLAR                     | 00-03 | EXTENDED CAB 2 PTAS       | 15.5X21.0 |
|  |       |       |       | DQ-09195 |  | 0 | CUARTO IZQ | SOL, PTA ACCESO TRASERA   | 00-03 | EXTENDED CAB 2 PTAS       | 15.5X21.0 |
| 5,000  | 5,200 | 5,200 | 7,000 | DB-08426 |  | 0 | MEDALLON   | SOLAR, HOMBRE             | 94-03 | EX/STD 2/UT.4/CWCB 4 PTAS | 15.7X55.9 |
|  |       |       |       | DW-01168 |  | 0 | PARABRISA  | SOL, ENVOY/BRAVADA/HOMBRE | 00-03 | EX/STD 2/UT.4/CWCB 4 PTAS | 15.7X55.9 |

| PICKUP S10 01-05 CREW CAB 4 PUERTAS (ISUZU PICKUP HOMBRE 97-00)(OLSMOBILE-BRAVADA 96-01)(GMC ENVOY 00-01) |       |       |       |          |  |   |              |                                       |       |                            |           |
|---|-------|-------|-------|----------|--|---|--------------|---------------------------------------|-------|----------------------------|-----------|
|   |       |       |       | DW-01168 |  | 0 | PARABRISA    | SOL, ENVOY/BRAVADA/HOMBRE             | 01-05 | CWCB 4/STD/EXT 2/UT.4 PTAS | 27.7X63.3 |
|   |       |       |       | DW-01557 |  | 0 | PARABRISA    | SOL, MATRIZ PTO SOMB, ENVOY/BRAVA/HOM | 04-05 | CREW CAB 4 PUERTAS         | 27.7X63.3 |
| 2,400   | 2,600 | -     | -     | DD-08422 |  | 0 | PUERTA D DER | SOL, ENVOY/BRAVADA/HOMBRE             | 01-05 | CWCB 4/STD/EXT 2/UT.4 PTAS | 22.6X31.7 |
| 2,400   | 2,600 | -     | -     | DD-08423 |  | 0 | PUERTA D IZQ | SOL, ENVOY/BRAVADA/HOMBRE             | 01-05 | CWCB 4/STD/EXT 2/UT.4 PTAS | 22.6X31.7 |
| 2,300   | 2,500 | 2,500 | 4,000 | DD-08692 |  | 0 | PUERTA T DER | SOLAR, ENVOY/BRAVADA                  | 01-05 | STAND 2/CW CB 4 PTAS       | 20.0X22.0 |
| 2,300   | 2,500 | 2,500 | 4,000 | DD-08693 |  | 0 | PUERTA T IZQ | SOLAR, ENVOY/BRAVADA                  | 01-05 | STAND 2/CW CB 4 PTAS       | 20.0X22.0 |
| 1,400   | 1,600 | 1,600 | 3,000 | DV-09906 |  | 0 | ALETA T DER  | SOLAR                                 | 01-05 | CREW CAB 4 PUERTAS         | 6.5X18.5  |
| 1,400   | 1,600 | 1,600 | 3,000 | DV-09907 |  | 0 | ALETA T IZQ  | SOLAR                                 | 01-05 | CREW CAB 4 PUERTAS         | 6.5X18.5  |
| 5,000   | 5,200 | 5,200 | 7,000 | DB-08426 |  | 0 | MEDALLON     | SOLAR, HOMBRE                         | 94-03 | CWCB 4/STD/EXT 2/UT.4 PTAS | 15.7X55.9 |
|   |       |       |       | DW-01168 |  | 0 | PARABRISA    | SOLAR, DES, OE, HOMBRE                | 00-03 | CWCB 4/STD/EXT 2/UT.4 PTAS | 15.7X55.9 |

| PICKUP TORNADO 03-11 PICKUP 2 PUERTAS (SOLO EN MÉXICO) (CORSA 02-08) |       |       |       |          |          |   |            |                |       |                  |           |
|--|-------|-------|-------|----------|----------|---|------------|----------------|-------|------------------|-----------|
|  |       |       |       | DW-01502 |          | 0 | PARABRISA  | CORSA          | 03-11 | PICKUP 2 PUERTAS | 34.0X50.0 |
| 2,400  | 2,600 | -     | -     | DD-10288 | DD-11251 | 0 | PUERTA DER | CORSA          | 03-11 | PICKUP 2 PUERTAS | 22.0X30.5 |
| 2,400  | 2,600 | -     | -     | DD-10289 | DD-11252 | 0 | PUERTA IZQ | CORSA          | 03-11 | PICKUP 2 PUERTAS | 22.0X30.5 |
| 2,300  | 2,500 | 2,500 | 4,000 | DQ-11191 |          | 0 | CUARTO DER | PICKUP TORNADO | 03-11 | PICKUP 2 PUERTAS | S/M       |
| 2,300  | 2,500 | 2,500 | 4,000 | DQ-11192 |          | 0 | CUARTO IZQ | PICKUP TORNADO | 03-11 | PICKUP 2 PUERTAS | S/M       |
| 6,000  | 6,200 | 6,200 | 8,000 | DB-11193 |          | 0 | MEDALLON   | ESTACIONARIO   | 03-11 | PICKUP 2 PUERTAS | S/M       |

| PICKUP TORNADO 03-11 PICKUP 2 PUERTAS (SOLO EN MÉXICO) (CORSA 02-08) |  |  |  |          |  |   |          |                       |       |                  |     |
|--|--|--|--|----------|--|---|----------|-----------------------|-------|------------------|-----|
|  |  |  |  | DB-11194 |  | 0 | MEDALLON | DESIZABLE, ENSAMBLADO | 03-11 | PICKUP 2 PUERTAS | S/M |



INDUSTRIA DE CRISTAL TEMPLADO, SA DE CV



CHEVROLET



| CL   | TX    | GRIS  | PRIV  | CLAVE     | EQUIVALENCIA Ø | PARTE        | ACCESORIOS                | MODELO | TIPO             | MEDIDAS   |
|--|-------|-------|-------|-----------|----------------|--------------|---------------------------|--------|------------------|-----------|
| <b>PICKUP TORNADO (NEW) 11-13 PICKUP 2 PUERTAS</b> |       |       |       |           |                |              |                           |        |                  |           |
| COTIZAR  |       |       |       |           |                |              |                           |        |                  |           |
| 2,600  | 2,800 |       | -     | DW-01918  | 0              | PARABRISA    | TORNADO                   | 11-13  | PICKUP 2 PUERTAS | S/M       |
|  |       |       | -     | DD-11982  | 0              | PUERTA DER   | TORNADO                   | 11-13  | PICKUP 2 PUERTAS | S/M       |
| 2,600  | 2,800 |       | -     | DD-11983  | 0              | PUERTA IZQ   | TORNADO                   | 11-13  | PICKUP 2 PUERTAS | S/M       |
| 2,500  | 2,700 | 2,700 | 4,500 | DQ-11984  | 0              | CUARTO DER   | TORNADO                   | 11-13  | PICKUP 2 PUERTAS | S/M       |
| 2,500  | 2,700 | 2,700 | 4,500 | DQ-11985  | 0              | CUARTO IZQ   | TORNADO                   | 11-13  | PICKUP 2 PUERTAS | S/M       |
| 3,000  | 3,200 | 3,200 | 5,000 | DBY-60040 | 0              | MEDALLON     | CENTRAL, CORREDIZO        | 11-13  | PICKUP 2 PUERTAS | S/M       |
| 3,000  | 3,200 | 3,200 | 5,000 | DBY-60041 | 0              | MEDALLON DER | LATERAL, FIJO, SECCIONADO | 11-13  | PICKUP 2 PUERTAS | S/M       |
| 3,000  | 3,200 | 3,200 | 5,000 | DBY-60042 | 0              | MEDALLON IZQ | LATERAL, FIJO, SECCIONADO | 11-13  | PICKUP 2 PUERTAS | S/M       |
| COTIZAR  |       |       |       |           |                |              |                           |        |                  |           |
| 6,000  | 6,200 | 6,200 | 8,000 | DB-11986  | 0              | MEDALLON     | ENCAP, DES, ENSAMBLADO    | 11-13  | PICKUP 2 PUERTAS | S/M       |
|  |       |       |       | DB-11987  | 0              | MEDALLON     | ESTACIONARIO              | 11-13  | PICKUP 2 PUERTAS | 14.4X51.6 |

| <b>PRIZM 00-02 SEDAN 4 PUERTAS</b> |       |   |   |          |   |              |                                    |       |                  |           |
|------------------------------------|-------|---|---|----------|---|--------------|------------------------------------|-------|------------------|-----------|
| COTIZAR                            |       |   |   |          |   |              |                                    |       |                  |           |
|                                    |       |   |   | FW-02059 | 0 | PARABRISA    | BANDA CERAMICA                     | 01-02 | SEDAN 4 PUERTAS. | 32.4X56.1 |
| COTIZAR                            |       |   |   |          |   |              |                                    |       |                  |           |
|                                    |       |   |   | FW-02168 | 0 | PARABRISA    | COROLLA                            | 01-02 | SEDAN 4 PUERTAS. | 32.4X56.1 |
| 2,800                              | 3,000 | - | - | FD-20297 | 0 | PUERTA D DER | COROLLA                            | 00-02 | SEDAN 4 PUERTAS. | 19.6X33.4 |
| 2,800                              | 3,000 | - | - | FD-20298 | 0 | PUERTA D IZQ | COROLLA                            | 00-02 | SEDAN 4 PUERTAS. | 19.6X33.4 |
| 2,700                              | 2,900 | - | - | FD-20302 | 0 | PUERTA T DER | COROLLA                            | 00-02 | SEDAN 4 PUERTAS. | 18.2X25.0 |
| 2,700                              | 2,900 | - | - | FD-20303 | 0 | PUERTA T IZQ | COROLLA                            | 00-02 | SEDAN 4 PUERTAS. | 18.2X25.0 |
| 2,100                              | 2,300 | - | - | FV-20304 | 0 | ALETA T DER  | COROLLA                            | 00-02 | SEDAN 4 PUERTAS. | 8.4X12.6  |
| 2,100                              | 2,300 | - | - | FV-20305 | 0 | ALETA T IZQ  | COROLLA                            | 00-02 | SEDAN 4 PUERTAS. | 8.4X12.6  |
| COTIZAR                            |       |   |   |          |   |              |                                    |       |                  |           |
|                                    |       |   |   | FB-20299 | 0 | MEDALLON     | COROLLA, BANDACERAMICA             | 00-02 | SEDAN 4 PUERTAS. | 28.5X51.7 |
| COTIZAR                            |       |   |   |          |   |              |                                    |       |                  |           |
|                                    |       |   |   | FB-20300 | 0 | MEDALLON     | COROLLA, DEF, BAN CERAMICA         | 00-02 | SEDAN 4 PUERTAS. | 28.5X51.7 |
| COTIZAR                            |       |   |   |          |   |              |                                    |       |                  |           |
|                                    |       |   |   | FB-20301 | 0 | MEDALLON     | COR, DEF, PARA USO INDUS, BAN CERA | 00-02 | SEDAN 4 PUERTAS. | 28.5X51.7 |

| <b>S10 BLAZER 83-94 UTILITY 2 PUERTAS</b> |       |       |       |          |   |            |                            |       |                           |           |
|---|-------|-------|-------|----------|---|------------|----------------------------|-------|---------------------------|-----------|
| (PICKUP S10 82-93)                        |       |       |       |          |   |            |                            |       |                           |           |
| COTIZAR                                   |       |       |       |          |   |            |                            |       |                           |           |
|   |       |       |       | DW-00943 | 0 | PARABRISA  | S10 BLAZER/PICKUP S10      | 83-94 | UTI 2-4/EXT-STD CB 2 PTAS | 28.3X57.7 |
| COTIZAR                                   |       |       |       |          |   |            |                            |       |                           |           |
|   |       |       |       | DW-01160 | 0 | PARABRISA  | S10 BLAZER/PICKUP S10, SOL | 83-94 | UTI 2-4/EXT-STD CB 2 PTAS | 28.3X57.7 |
| 2,400                                     | 2,600 | -     | -     | DD-06423 | 4 | PUERTA DER | S10 BLAZER/PICKUP S10      | 83-94 | UTI 2-4/EXT-STD CB 2 PTAS | 21.0X32.0 |
| 2,400                                     | 2,600 | -     | -     | DD-06424 | 4 | PUERTA IZQ | S10 BLAZER/PICKUP S10      | 83-94 | UTI 2-4/EXT-STD CB 2 PTAS | 21.0X32.0 |
| 2,400                                     | 2,600 | 2,600 | 4,000 | DQ-06577 | 0 | CUARTO DER | S10 BLAZER, FIJO           | 83-94 | UTILITY 2 PTAS.           | 17.0X30.0 |
| 2,400                                     | 2,600 | 2,600 | 4,000 | DQ-06578 | 0 | CUARTO IZQ | S10 BLAZER, FIJO           | 83-94 | UTILITY 2 PTAS.           | 17.0X30.0 |
| 2,400                                     | 2,600 | 2,600 | 4,000 | DQ-06579 | 0 | CUARTO DER | S10 BLAZER, MOVIBLE        | 83-94 | UTILITY 2 PTAS.           | 17.0X31.0 |

| <b>S10 BLAZER 83-94 UTILITY 2 PUERTAS</b> |       |       |        |          |    |            |                            |       |                           |           |
|---|-------|-------|--------|----------|----|------------|----------------------------|-------|---------------------------|-----------|
| (PICKUP S10 82-93)                        |       |       |        |          |    |            |                            |       |                           |           |
| 2,400                                     | 2,600 | 2,600 | 4,000  | DQ-06580 | 0  | CUARTO IZQ | S10 BLAZER, MOVIBLE        | 83-94 | UTILITY 2 PTAS.           | 17.0X31.0 |
| 7,000                                     | 7,200 | 7,200 | 10,000 | DB-06566 | 4  | MEDALLON   | S10 BLAZER, LUZ DE FRENO   | 83-91 | UTILITY 2/UTILITY 4 PTAS. | 23.0X53.0 |
| 7,000                                     | 7,200 | 7,200 | 10,000 | DB-07996 | 8  | MEDALLON   | S10 BLAZER, DEF, SOLAR     | 91-94 | UTILITY 2/UTILITY 4 PTAS. | 23.2X53.2 |
| 7,000                                     | 7,200 | 7,200 | 10,000 | DB-07997 | 10 | MEDALLON   | S10 BLAZER, DEF, SOL, LIMP | 91-94 | UTILITY 2/UTILITY 4 PTAS. | 23.2X53.2 |

| <b>S10 BLAZER 83-94 UTILITY 4 PUERTAS</b> |       |       |        |          |    |              |                              |       |                           |           |
|---|-------|-------|--------|----------|----|--------------|------------------------------|-------|---------------------------|-----------|
| (PICKUP S10 82-93)                        |       |       |        |          |    |              |                              |       |                           |           |
| COTIZAR                                   |       |       |        |          |    |              |                              |       |                           |           |
|   |       |       |        | DW-00943 | 0  | PARABRISA    | S10 BLAZER/PICKUP S10        | 83-94 | UTI 4-2/EXT-STD CB 2 PTAS | 28.3X57.7 |
| COTIZAR                                   |       |       |        |          |    |              |                              |       |                           |           |
|   |       |       |        | DW-01160 | 0  | PARABRISA    | S10 BLAZER/PICKUP S10(SOLAR) | 83-94 | UTI 4-2/EXT-STD CB 2 PTAS | 28.3X57.7 |
| 2,400                                     | 2,600 | -     | -      | DD-06423 | 4  | PUERTA D DER | S10 BLAZER/PICKUP S10        | 83-94 | UTI 4-2/EXT-STD CB 2 PTAS | 21.0X32.0 |
| 2,400                                     | 2,600 | -     | -      | DD-06424 | 4  | PUERTA D IZQ | S10 BLAZER/PICKUP S10        | 83-94 | UTI 4-2/EXT-STD CB 2 PTAS | 21.0X32.0 |
| 2,300                                     | 2,500 | 2,500 | 4,000  | DD-07751 | 2  | PUERTA T DER | S10 BLAZER                   | 91-94 | UTILITY 4 PTAS.           | 24.0X25.0 |
| 2,300                                     | 2,500 | 2,500 | 4,000  | DD-07752 | 2  | PUERTA T IZQ | S10 BLAZER                   | 91-94 | UTILITY 4 PTAS.           | 24.0X25.0 |
| 1,400                                     | 1,600 | 1,600 | 2,500  | DV-07753 | 0  | ALETA T DER  | S10 BLAZER                   | 91-94 | UTILITY 4 PTAS.           | 7.5X18.08 |
| 1,400                                     | 1,600 | 1,600 | 2,500  | DV-07754 | 0  | ALETA T IZQ  | S10 BLAZER                   | 91-94 | UTILITY 4 PTAS.           | 7.5X18.08 |
| 3,000                                     | 3,200 | 3,200 | 5,000  | DQ-07755 | 0  | CUARTO T DER | S10 BLAZER                   | 91-94 | UTILITY 4 PTAS.           | 19.0X35.8 |
| 3,000                                     | 3,200 | 3,200 | 5,000  | DQ-07756 | 0  | CUARTO T IZQ | S10 BLAZER                   | 91-94 | UTILITY 4 PTAS.           | 19.0X35.8 |
| 7,000                                     | 7,200 | 7,200 | 10,000 | DB-06566 | 4  | MEDALLON     | S10 BLAZER, LUZ DE FRENO     | 83-91 | UTILITY 4/UTILITY 2 PTAS. | 23.0X53.0 |
| 7,000                                     | 7,200 | 7,200 | 10,000 | DB-07996 | 8  | MEDALLON     | S10 BLAZER, DEF, SOLAR       | 91-94 | UTILITY 4/UTILITY 2 PTAS. | 23.2X53.2 |
| 7,000                                     | 7,200 | 7,200 | 10,000 | DB-07997 | 10 | MEDALLON     | S10 BLAZER, DEF, SOL, LIMP   | 91-94 | UTILITY 4/UTILITY 2 PTAS. | 23.2X53.2 |

| <b>S10 BLAZER 00-05 UTILITY 2 PUERTAS</b>            |  |  |  |          |   |           |                             |       |                   |           |
|--|--|--|--|----------|---|-----------|-----------------------------|-------|-------------------|-----------|
| (ISUZU PICKUP HOMBRE 96-00)(OLSMOBILE-BRAVADA 96-01) |  |  |  |          |   |           |                             |       |                   |           |
| COTIZAR  |  |  |  |          |   |           |                             |       |                   |           |
|  |  |  |  | DW-01168 | 0 | PARABRISA | SOL, ENVOY/BRAVADA/HOMBRE   | 00-03 | UTILITY 2 PUERTAS | 27.7X63.3 |
| COTIZAR  |  |  |  |          |   |           |                             |       |                   |           |
|  |  |  |  | DW-01557 | 0 | PARABRISA | SOL, MATRIZ PUNTO DE SOMBRA | 04-05 | UTILITY 2 PUERTAS | 27.7X63.3 |



CHEVROLET



| CL      | TX    | GRIS  | PRIV   | CLAVE    | EQUIVALENCIA | Ø | PARTE      | ACCESORIOS              | MODELO | TIPO              | MEDIDAS   |
|---------|-------|-------|--------|----------|--------------|---|------------|-------------------------|--------|-------------------|-----------|
| 2,400   | 2,600 | -     | -      | DD-08422 |              | 0 | PUERTA DER | SOL, ENVOY/BRAVA/HOMBRE | 00-05  | UTILITY 2 PUERTAS | 22.6X31.7 |
| 2,400   | 2,600 | -     | -      | DD-08423 |              | 0 | PUERTA IZQ | SOL, ENVOY/BRAVA/HOMBRE | 00-05  | UTILITY 2 PUERTAS | 22.3X31.7 |
| 2,100   | 2,300 | 2,300 | 4,100  | DS-08686 |              | 1 | CUARTO DER | SOLAR, MOVIBLE          | 00-05  | UTILITY 2 PUERTAS | 19.0X19.6 |
| 2,100   | 2,300 | 2,300 | 4,100  | DS-08687 |              | 1 | CUARTO IZQ | SOLAR, MOVIBLE          | 00-05  | UTILITY 2 PUERTAS | 19.0X19.6 |
| 7,000   | 7,200 | 7,200 | 10,000 | DQ-08688 | DQ-08902     | 0 | CUARTO DER | SOLAR                   | 00-05  | UTILITY 2 PUERTAS | 18.0X48.5 |
| 7,000   | 7,200 | 7,200 | 10,000 | DQ-08689 | DQ-08903     | 0 | CUARTO IZQ | SOLAR                   | 00-05  | UTILITY 2 PUERTAS | 18.0X48.5 |
| COTIZAR |       |       |        | DB-08690 |              | 8 | MEDALLON   | DEFROSTER, SOLAR        | 00-05  | UTILITY 2 PUERTAS | 29.0X53.0 |
| COTIZAR |       |       |        | DB-08691 |              | 8 | MEDALLON   | SOLAR                   | 00-05  | UTILITY 2 PUERTAS | 29.0X53.0 |

**S10 BLAZER 00-05 UTILITY 4 PUERTAS (SUZUKI PICKUP HOMBRE 96-00)(OLSMOBILE-BRAVADA 96-01)(GMC ENVOY 00-01)**

|         |  |  |  |          |  |   |           |                             |       |                    |           |
|---------|--|--|--|----------|--|---|-----------|-----------------------------|-------|--------------------|-----------|
| COTIZAR |  |  |  | DW-01168 |  | 0 | PARABRISA | SOL, ENVOY/BRAVA/HOMBRE     | 00-03 | ULTY 2 /ULTY 4PTAS | 27.7X63.3 |
| COTIZAR |  |  |  | DW-01557 |  | 0 | PARABRISA | SOL, MATRIZ PUNTO DE SOMBRA | 04-05 | ULTY 2 /ULTY 4PTAS | 27.7X63.3 |

**S10 BLAZER 00-05 UTILITY 4 PUERTAS (SUZUKI PICKUP HOMBRE 96-00)(OLSMOBILE-BRAVADA 96-01)(GMC ENVOY 00-01)**

|         |       |       |       |          |  |   |              |                             |       |                    |           |
|---------|-------|-------|-------|----------|--|---|--------------|-----------------------------|-------|--------------------|-----------|
| 2,400   | 2,600 | -     | -     | DD-08422 |  | 0 | PUERTA D DER | SOL, ENVOY/BRAVA/HOMBRE     | 00-05 | ULTY 2 /ULTY 4PTAS | 22.6X31.7 |
| 2,400   | 2,600 | -     | -     | DD-08423 |  | 0 | PUERTA D IZQ | SOL, ENVOY/BRAVA/HOMBRE     | 00-05 | ULTY 2 /ULTY 4PTAS | 22.6X31.7 |
| 2,300   | 2,500 | 2,500 | 4,000 | DD-08692 |  | 0 | PUERTA T DER | SOLAR, ENVOY/BRAVADA        | 00-05 | UTILITY 4 PUERTAS  | 20.0X22.0 |
| 2,300   | 2,500 | 2,500 | 4,000 | DD-08693 |  | 0 | PUERTA T IZQ | SOLAR, ENVOY/BRAVADA        | 00-05 | UTILITY 4 PUERTAS  | 20.0X22.0 |
| 2,000   | 2,200 | 2,200 | 3,500 | DV-08851 |  | 0 | ALETA T DER  | SOLAR, SELLO DE GOMA        | 00-05 | UTILITY 4 PUERTAS  | 8.5X18.0  |
| 2,000   | 2,200 | 2,200 | 3,500 | DV-08852 |  | 0 | ALETA T IZQ  | SOLAR, SELLO DE GOMA        | 00-05 | UTILITY 4 PUERTAS  | 8.5X18.0  |
| 6,000   | 6,200 | 6,200 | 9,000 | DQ-08694 |  | 0 | CUARTO T DER | SOLAR                       | 00-05 | UTILITY 4 PUERTAS  | 20.0X39.0 |
| 6,000   | 6,200 | 6,200 | 9,000 | DQ-08695 |  | 0 | CUARTO T IZQ | SOLAR                       | 00-05 | UTILITY 4 PUERTAS  | 20.0X39.0 |
| COTIZAR |       |       |       | DQ-09191 |  | 0 | CUARTO T DER | SOLAR, ELEVADOR COMPLETO    | 00-05 | UTILITY 4 PUERTAS  | 20.0X39.0 |
| COTIZAR |       |       |       | DQ-09192 |  | 0 | CUARTO T IZQ | SOLAR, ELEVADOR COMPLETO    | 00-05 | UTILITY 4 PUERTAS  | 20.0X39.0 |
| COTIZAR |       |       |       | DQ-09887 |  | 0 | CUARTO T DER | ELE COMPLETO, SIST ESTRELLA | 00-01 | UTILITY 4 PUERTAS  | 20.0X39.0 |
| COTIZAR |       |       |       | DB-08696 |  | 0 | MEDALLON     | DEFROSTER, SOLAR            | 00-05 | UTILITY 4 PUERTAS  | 25.5X52.0 |
| COTIZAR |       |       |       | DB-08697 |  | 0 | MEDALLON     | SOLAR                       | 00-05 | UTILITY 4 PUERTAS  | 25.5X52.0 |
| COTIZAR |       |       |       | DB-09193 |  | 0 | MEDALLON     | DEF, SOL, ELEVADOR COMP     | 00-05 | UTILITY 4 PUERTAS  | 26.0X52.0 |
| COTIZAR |       |       |       | DB-09194 |  | 0 | MEDALLON     | SOLAR, ELEVADOR COMPETO     | 00-05 | UTILITY 4 PUERTAS  | 20.0X39.0 |

**SPARK 10-15 HATCHBACK 4 PUERTAS (SOLO EN MÉXICO)**

|         |       |   |   |          |  |   |              |                |       |                   |     |
|---------|-------|---|---|----------|--|---|--------------|----------------|-------|-------------------|-----|
| COTIZAR |       |   |   | DW-01885 |  | 0 | PARABRISA    | SOLAR          | 10-15 | HATCHBACK 4 PTAS. | S/M |
| 1,800   | 2,000 | - | - | DV-11894 |  | 0 | ALETA D DER  | SOLAR          | 10-15 | HATCHBACK 4 PTAS. | S/M |
| 1,800   | 2,000 | - | - | DV-11895 |  | 0 | ALETA D IZQ  | SOLAR          | 10-15 | HATCHBACK 4 PTAS. | S/M |
| 2,500   | 2,700 | - | - | DD-11896 |  | 0 | PUERTA D DER | 2 PERFO, SOLAR | 10-15 | HATCHBACK 4 PTAS. | S/M |
| 2,500   | 2,700 | - | - | DD-11897 |  | 0 | PUERTA D IZQ | 2 PERFO, SOLAR | 10-15 | HATCHBACK 4 PTAS. | S/M |
| 2,400   | 2,600 | - | - | DD-11898 |  | 0 | PUERTA T DER | 2 PERFO, SOLAR | 10-15 | HATCHBACK 4 PTAS. | S/M |
| 2,400   | 2,600 | - | - | DD-11899 |  | 0 | PUERTA T IZQ | 2 PERFO, SOLAR | 10-15 | HATCHBACK 4 PTAS. | S/M |
| 7,000   | 7,200 | - | - | DB-11900 |  | 0 | MEDALLON     | DEFROSTER      | 10-15 | HATCHBACK 4 PTAS. | S/M |



INDUSTRIA DE CRISTAL TEMPLADO, SA DE CV



CHEVROLET



| CL   | TX    | GRIS  | PRIV  | CLAVE    | EQUIVALENCIA Ø | PARTE        | ACCESORIOS             | MODELO                         | TIPO                      | MEDIDAS                   |           |
|--|-------|-------|-------|----------|----------------|--------------|------------------------|--------------------------------|---------------------------|---------------------------|-----------|
| <b>SPARK 16-17 HATCHBACK 4 PUERTAS</b>   |       |       |       |          |                |              |                        |                                |                           |                           |           |
|  |       |       |       | COTIZAR  | DW-02286       | 0            | PARABRISA              | SOLAR                          | 16-17                     | HATCHBACK 4 PTAS.         | S/M       |
|  |       |       |       | COTIZAR  | DW-02287       | 0            | PARABRISA              | SOLAR                          | 16-17                     | HATCHBACK 4 PTAS.         | S/M       |
| 4,000  | 4,200 | -     | -     | DD-12719 | 0              | PUERTA D DER | SOLAR                  | 16-17                          | HATCHBACK 4 PTAS.         | S/M                       |           |
| 4,000  | 4,200 | -     | -     | DD-12720 | 0              | PUERTA D IZQ | SOLAR                  | 16-17                          | HATCHBACK 4 PTAS.         | S/M                       |           |
| 3,900  | 4,100 | -     | -     | DD-12721 | 1              | PUERTA T DER | SOLAR                  | 16-17                          | HATCHBACK 4 PTAS.         | S/M                       |           |
| 3,900  | 4,100 | -     | -     | DD-12722 | 1              | PUERTA T IZQ | SOLAR                  | 16-17                          | HATCHBACK 4 PTAS.         | S/M                       |           |
| 8,000  | 8,200 | -     | -     | DB-12724 | 0              | MEDALLON     | SOLAR                  | 16-17                          | HATCHBACK 4 PTAS.         | S/M                       |           |
| <b>SPIN 13 UTILITY 4 PUERTAS (SOLO EXPORTACIÓN)</b>                            |       |       |       |          |                |              |                        |                                |                           |                           |           |
|  |       |       |       | COTIZAR  | DW-02073       | 0            | PARABRISA              | SOL, TERC VIS, SOLO EXP        | 13                        | UTILIY 4 PUERTAS          | 38.0X52.0 |
|  |       |       |       | COTIZAR  | DD-12246       | 0            | PUERTA D DER           | SOLAR, EXPORTACIÓN             | 13                        | UTILIY 4 PUERTAS          | 18.0X33.5 |
|  |       |       |       | COTIZAR  | DD-12247       | 0            | PUERTA D IZQ           | SOLAR, EXPORTACIÓN             | 13                        | UTILIY 4 PUERTAS          | 18.0X33.5 |
|  |       |       |       | COTIZAR  | DD-12248       | 0            | PUERTA T DER           | SOLAR, EXPORTACIÓN             | 13                        | UTILIY 4 PUERTAS          | 18.0X28.0 |
|  |       |       |       | COTIZAR  | DD-12249       | 0            | PUERTA T IZQ           | SOLAR, EXPORTACIÓN             | 13                        | UTILIY 4 PUERTAS          | 18.0X28.0 |
|  |       |       |       | COTIZAR  | DQ-12250       | 0            | CUARTO                 | SOLAR, EXPORTACIÓN             | 13                        | UTILIY 4 PUERTAS          | 14.0X24.0 |
|  |       |       |       | COTIZAR  | DQ-12251       | 0            | CUARTO                 | SOLAR, EXPORTACIÓN             | 13                        | UTILIY 4 PUERTAS          | 14.0X24.0 |
|  |       |       |       | COTIZAR  | DB-12252       | 0            | MEDALLON               | SOLAR, EXPORTACIÓN             | 13                        | UTILIY 4 PUERTAS          | 16.5X52.0 |
| <b>SPIN 13 UTILITY 4 PUERTAS (SOLO EXPORTACIÓN)</b>                            |       |       |       |          |                |              |                        |                                |                           |                           |           |
|  |       |       |       | COTIZAR  | DB-12253       | 0            | MEDALLON               | DEF, SOL, SOLO EXPORTACION     | 13                        | UTILIY 4 PUERTAS          | 16.5X52.0 |
|  |       |       |       | COTIZAR  | DB-12254       | 0            | MEDALLON               | PERFO, SOL, SOLO EXP           | 13                        | UTILIY 4 PUERTAS          | 16.5X52.0 |
|  |       |       |       | COTIZAR  | DB-12255       | 0            | MEDALLON               | PERFO, SOL, SOLO EXP           | 13                        | UTILIY 4 PUERTAS          | 16.5X52.0 |
| <b>SS 14-16 SEDAN 4 PUERTAS (SOLO US)</b>                                      |       |       |       |          |                |              |                        |                                |                           |                           |           |
|  |       |       |       | COTIZAR  | DW-02096       | 0            | PARABRISA              | HUD, SOLAR, TERCER VISOR       | 14-16                     | SEDAN 4 PUERTAS           | S.M       |
|  |       |       |       | COTIZAR  | DD-12293       | 0            | PUERTAS D DER          | SOLAR                          | 14-16                     | SEDAN 4 PUERTAS           | S.M       |
|  |       |       |       | COTIZAR  | DD-12294       | 0            | PUERTAS D IZQ          | SOLAR                          | 14-16                     | SEDAN 4 PUERTAS           | S.M       |
|  |       |       |       | COTIZAR  | DD-12295       | 0            | PUERTA T DER           | SOLAR                          | 14-16                     | SEDAN 4 PUERTAS           | S.M       |
|  |       |       |       | COTIZAR  | DD-12296       | 0            | PUERTA T IZQ           | SOLAR                          | 14-16                     | SEDAN 4 PUERTAS           | S.M       |
|  |       |       |       | COTIZAR  | DV-12297       | 0            | ALETA T DER            | SOLAR                          | 14-16                     | SEDAN 4 PUERTAS           | S.M       |
|  |       |       |       | COTIZAR  | DV-12298       | 0            | ALETA T IZQ            | SOLAR                          | 14-16                     | SEDAN 4 PUERTAS           | S.M       |
|  |       |       |       | COTIZAR  | DB-12299       | 0            | MEDALLON               | DEFROTE, SOLAR                 | 14-16                     | SEDAN 4 PUERTAS           | S.M       |
| <b>SUBURBAN 73-91 UTILITY 4 PUERTAS. (BLAZER 73-91/PICKUP SERIE C/K 73-91)</b> |       |       |       |          |                |              |                        |                                |                           |                           |           |
|  |       |       |       | COTIZAR  | DW-00813       | 0            | PARABRISA              | JIMMY/BLAZER/PICK, ANT, C SOPO | 73-74                     | UT 2/CWCB 4/STA CB 2 PTAS | 26.0X68.0 |
|  |       |       |       | COTIZAR  | DW-00814       | 0            | PARABRISA              | JIMMY/BLAZER/PICK, ANT, C SOPO | 73-74                     | UT 2/CWCB 4/STA CB 2 PTAS | 26.0X68.0 |
|  |       |       |       | COTIZAR  | DW-00815       | 0            | PARABRISA              | JIMMY/PICKUP, CON SOPORTE      | 73-74                     | UT 2/CWCB 4/STA CB 2 PTAS | 26.0X68.0 |
|  |       |       |       | COTIZAR  | DW-00816       | 0            | PARABRISA              | JIMMY/PICKUP, CON SOPORTE      | 73-74                     | UT 2/CWCB 4/STA CB 2 PTAS | 26.0X68.0 |
|  |       |       |       | COTIZAR  | DW-00847       | 0            | PARABRISA              | JIMMY/PICK, ANT, C SOPORTE     | 89-91                     | UT 2/CWCB 4/STA CB 2 PTAS | 26.0X68.0 |
|  |       |       |       | COTIZAR  | DW-00848       | 0            | PARABRISA              | JIMMY/PICK, ANT, C SOPORTE     | 89-91                     | UT 2/CWCB 4/STA CB 2 PTAS | 26.0X68.0 |
|  |       |       |       | COTIZAR  | DW-00849       | 0            | PARABRISA              | JIMMY/PICKUP, CON SOPORTE      | 89-91                     | UT 2/CWCB 4/STA CB 2 PTAS | 26.0X68.0 |
|  |       |       |       | COTIZAR  | DW-00850       | 0            | PARABRISA              | JIMMY/PICKUP, CON SOPORTE      | 89-91                     | UT 2/CWCB 4/STA CB 2 PTAS | 26.0X68.0 |
| 1,400  | 1,600 | 1,600 | 2,500 | DV-04949 | 1              | ALETA D DER  | SUBURBAN/BLAZER/PICKUP | 73-79                          | UT 2/CWCB 4/STA CB 2 PTAS | 8.0X18.0                  |           |
| 1,400  | 1,600 | 1,600 | 2,500 | DV-04950 | 1              | ALETA D IZQ  | SUBURBAN/BLAZER/PICKUP | 73-79                          | UT 2/CWCB 4/STA CB 2 PTAS | 8.0X18.0                  |           |
| 1,400  | 1,600 | 1,600 | 2,500 | DV-06313 | DV-06198       | 1            | ALETA D DER            | SUBURBAN/BLAZER/PICKUP         | 80-91                     | UT 2/CWCB 4/STA CB 2 PTAS | 8.0X18.0  |



CHEVROLET



| CL    | TX    | GRIS  | PRIV  | CLAVE    | EQUIVALENCIA | Ø | PARTE        | ACCESORIOS             | MODELO | TIPO                      | MEDIDAS   |
|-------|-------|-------|-------|----------|--------------|---|--------------|------------------------|--------|---------------------------|-----------|
| 1,400 | 1,600 | 1,600 | 2,500 | DV-06314 | DV-06199     | 1 | ALETA D IZQ  | SUBURBAN/BLAZER/PICKUP | 80-91  | UT 2/CWCB 4/STA CB 2 PTAS | 8.0X18.0  |
| 2,400 | 2,600 | 2,600 | 4,000 | DD-06315 | DD-04951     | 0 | PUERTA D DER | SUBURBAN/BLAZER/PICKUP | 73-91  | UT 2/CWCB 4/STA CB 2 PTAS | 22.0X28.0 |
| 2,400 | 2,600 | 2,600 | 4,000 | DD-06316 | DD-04952     | 0 | PUERTA D IZQ | SUBURBAN/BLAZER/PICKUP | 73-91  | UT 2/CWCB 4/STA CB 2 PTAS | 22.0X28.0 |
| 2,300 | 2,500 | 2,500 | 4,000 | DD-06317 | DD-04956     | 0 | PUERTA T DER | SUBURBAN/PICKUP        | 73-91  | UTILITY 4 PTAS.           | 21.0X23.0 |
| 2,300 | 2,500 | 2,500 | 4,000 | DD-06318 | DD-04957     | 0 | PUERTA T IZQ | SUBURBAN/PICKUP        | 73-91  | UTILITY 4 PTAS.           | 21.0X23.0 |
| 1,400 | 1,600 | 1,600 | 2,500 | DV-06334 | DV-04958     | 0 | ALETA T DER  | SUBURBAN/PICKUP        | 73-91  | UTILITY 4 PTAS.           | 6.0X20.0  |
| 1,400 | 1,600 | 1,600 | 2,500 | DV-06335 | DV-04959     | 0 | ALETA T IZQ  | SUBURBAN/PICKUP        | 73-91  | UTILITY 4 PTAS.           | 6.0X20.0  |
| 6,000 | 6,200 | 6,200 | 8,000 | DQ-06336 | DQ-05351     | 0 | CUARTO T DER | SUBURBAN               | 73-91  | UTILITY 4 PTAS.           | 18.0X62.0 |
| 6,000 | 6,200 | 6,200 | 8,000 | DQ-06337 | DQ-05352     | 0 | CUARTO T IZQ | SUBURBAN               | 73-91  | UTILITY 4 PTAS.           | 18.0X62.0 |

**SUBURBAN 73-91 UTILITY 4 PUERTAS.**

(BLAZER 73-91/PICKUP SERIE C/K 73-91)

|       |       |       |        |          |          |   |              |                         |       |                 |           |
|-------|-------|-------|--------|----------|----------|---|--------------|-------------------------|-------|-----------------|-----------|
| 7,000 | 7,200 | 7,200 | 10,000 | DB-04962 |          | 0 | MEDALLON     | SUBURBAN, TEMPLADO      | 73-88 | UTILITY 4 PTAS. | 22.0X58.0 |
| 3,000 | 3,200 | 3,200 | 4,500  | DB-04963 | DB-07770 | 0 | MEDALLON DER | SUBURBAN, DEFROSTER     | 73-88 | UTILITY 4 PTAS. | 18.0X26.0 |
| 3,000 | 3,200 | 3,200 | 4,500  | DB-04964 | DB-07771 | 0 | MEDALLON IZQ | SUBURBAN, DEFROSTER     | 89-91 | UTILITY 4 PTAS. | 18.0X26.0 |
|       |       |       |        | COTIZAR  | DB-06338 | 0 | MEDALLON     | SUBURBAN, LAMINADO      | 81-85 | UTILITY 4 PTAS. | 22.0X58.0 |
|       |       |       |        | COTIZAR  | DB-06339 | 0 | MEDALLON DER | SUBURBAN, LAM, OPCIONAL | 81-89 | UTILITY 4 PTAS. | 18.0X26.0 |
|       |       |       |        | COTIZAR  | DB-06340 | 0 | MEDALLON IZQ | SUBURBAN, LAM, OPCIONAL | 81-89 | UTILITY 4 PTAS. | 18.0X26.0 |
|       |       |       |        | COTIZAR  | DB-06455 | 0 | MEDALLON     | SUBURBAN, DEFROSTER     | 81-89 | UTILITY 4 PTAS. | 22.0X58.0 |
|       |       |       |        | COTIZAR  | DB-06456 | 0 | MEDALLON     | SUBURBAN, DEF, LAMINADO | 82-85 | UTILITY 4 PTAS. | 22.0X58.0 |

**SUBURBAN 92-99 UTILITY 4 PTAS.**

(BLAZER 92-94/PICKUP C-K 92-98/TAHOE 95-99)(GMC YUKON 92-99)

|       |       |       |        |              |          |   |              |                              |       |                          |           |
|-------|-------|-------|--------|--------------|----------|---|--------------|------------------------------|-------|--------------------------|-----------|
|       |       |       |        | COTIZAR      | DW-01217 | 0 | PARABRISA    | SUB/BLA/PICK C-K/TAH, C SOPO | 92-99 | UT 4-2/EXT/STD CB 2 PTAS | 30.8X67.6 |
|       |       |       |        | COTIZAR      | DW-01026 | 0 | PARABRISA    | SUB/BLA/PICK C-K/TAH, C SOPO | 92-99 | UT 4-2/EXT/STD CB 2 PTAS | 30.8X67.6 |
| 2,800 | 3,000 | 3,000 | -      | DD-07477 S/H | DD-08305 | 0 | PUERTA D DER | SUB/BLAZER/PICKUP C-K/TAHOE  | 92-99 | UT 4-2/EXT/STD CB 2 PTAS | 25.0X36.0 |
| 2,800 | 3,000 | 3,000 | -      | DD-07478 S/H | DD-08306 | 0 | PUERTA D IZQ | SUB/BLAZER/PICKUP C-K/TAHOE  | 92-99 | UT 4-2/EXT/STD CB 2 PTAS | 25.0X36.0 |
| 3,000 | 3,200 | 3,200 | -      | DD-07477 C/H | DD-08305 | 0 | PUERTA D DER | SUB/BLAZER/PICKUP C-K/TAHOE  | 92-99 | UT 4-2/EXT/STD CB 2 PTAS | 25.0X36.0 |
| 3,000 | 3,200 | 3,200 | -      | DD-07478 C/H | DD-08306 | 0 | PUERTA D IZQ | SUB/BLAZER/PICKUP C-K/TAHOE  | 92-99 | UT 4-2/EXT/STD CB 2 PTAS | 25.0X36.0 |
| 2,900 | 3,100 | 3,100 | 5,000  | DD-08307     | DD-08133 | 0 | PUERTA T DER | SUBURBAN/TAHOE               | 92-99 | UTILITY 4-2 PUERTAS.     | 24.3X28.5 |
| 2,900 | 3,100 | 3,100 | 5,000  | DD-08308     | DD-08134 | 0 | PUERTA T IZQ | SUBURBAN/TAHOE               | 92-99 | UTILITY 4-2 PUERTAS.     | 24.3X28.5 |
| 8,000 | 8,200 | 8,200 | 13,000 | DQ-08309     | DQ-08135 | 0 | CUARTO T DER | SUBURBAN                     | 92-99 | UTILITY 4-2 PUERTAS.     | 24.8X62.0 |
| 8,000 | 8,200 | 8,200 | 13,000 | DQ-08310     | DQ-08136 | 0 | CUARTO T IZQ | SUBURBAN                     | 92-99 | UTILITY 4-2 PUERTAS.     | 24.8X62.0 |
|       |       |       |        | COTIZAR      | DB-08137 | 0 | MEDALLON DER | SUBURBAN/YUKON, DEFROSTER    | 92-93 | UTILITY 4 PUERTAS        | 27.8X31.2 |
|       |       |       |        | COTIZAR      | DB-08138 | 0 | MEDALLON IZQ | SUBURBAN/YUKON, DEFROSTER    | 93-93 | UTILITY 4 PUERTAS        | 27.8X30.8 |
|       |       |       |        | COTIZAR      | DB-08139 | 0 | MEDALLON DER | SUBURBAN/YUKON               | 92-99 | UTILITY 4 PUERTAS        | 27.8X31.2 |
|       |       |       |        | COTIZAR      | DB-08140 | 0 | MEDALLON IZQ | SUBURBAN/YUKON               | 92-99 | UTILITY 4 PUERTAS        | 27.8X30.8 |
|       |       |       |        | COTIZAR      | DB-08311 | 0 | MEDALLON DER | SUB/TAH/YUK, SOL, DEF        | 93-99 | UTILITY 4-2 PUERTAS.     | 27.8X31.2 |
|       |       |       |        | COTIZAR      | DB-08312 | 0 | MEDALLON IZQ | SUB/TAH/YUK, SOL, DEF        | 93-99 | UTILITY 4-2 PUERTAS.     | 27.8X30.8 |
|       |       |       |        | COTIZAR      | DB-08313 | 0 | MEDALLON DER | SUB/TAHOE/YUKON, SOLAR       | 93-99 | UTILITY 4-2 PUERTAS.     | 27.8X31.2 |



CHEVROLET



| CL | TX | GRIS | PRIV | CLAVE    | EQUIVALENCIA | Ø | PARTE        | ACCESORIOS                     | MODELO | TIPO                 | MEDIDAS   |
|----|----|------|------|----------|--------------|---|--------------|--------------------------------|--------|----------------------|-----------|
|    |    |      |      | DB-08314 |              | 0 | MEDALLON IZQ | SUB/TAHOE/YUKON, SOLAR         | 93-99  | UTILITY 4-2 PUERTAS. | 27.8X30.8 |
|    |    |      |      | DB-08141 |              | 3 | MEDALLON     | BLAZER/YUK, DEF, LIMP          | 92-93  | UTILITY 4 PUERTAS    | 27.8X62.3 |
|    |    |      |      | DB-08142 |              | 3 | MEDALLON     | BLAZER/YUKON, LIMPIADOR        | 92-93  | UTILITY 4 PUERTAS    | 27.8X62.3 |
|    |    |      |      | DB-08143 |              | 0 | MEDALLON     | BLAZER/YUKON                   | 92-99  | UTILITY 4 PUERTAS    | 27.8X62.3 |
|    |    |      |      | DB-08320 |              | 3 | MEDALLON     | BLAZER/YUK, LIMP, DEF, SOL     | 93-94  | UTILITY 4-2 PUERTAS. | 27.8X62.3 |
|    |    |      |      | DB-08321 |              | 3 | MEDALLON     | BLAZER/TAH/YUK, SOL, LIMP      | 93-99  | UTILITY 4-2 PUERTAS. | 27.8X62.3 |
|    |    |      |      | DB-08322 |              | 0 | MEDALLON     | BLAZER/TAHOE/YUKON, SOLAR      | 93-99  | UTILITY 4-2 PUERTAS. | 27.8X62.3 |
|    |    |      |      | DB-08819 |              | 3 | MEDALLON     | BLAZER/TAH/YUK, DEF, SOL, LIMP | 94-95  | UTILITY 4-2 PUERTAS. | 27.8X62.3 |
|    |    |      |      | DB-08945 |              | 3 | MEDALLON     | TAH/YUK, DEF, SOL, LIMP, ELE   | 95-99  | UTILITY 4-2 PUERTAS. | 27.8X62.3 |

**SUBURBAN 00-06 UTILITY 4 PUERTAS**

| (CHEVROLET AVALANCHE 02-06/SILVERADOV 02-06/TAHOE 00-06)(GMC PICKUP SIERRA EXT.EST.CREW CB 01-06/YUKON01-06 )(CADILLAC ESCALADE 02-06) |       |       |        |          |          |   |              |  |       |                    |           |
|--|-------|-------|--------|----------|----------|---|--------------|--|-------|--------------------|-----------|
|  |       |       |        | DW-01341 |          | 0 | PARABRISA    | SOL, SIL/TAH/YUK/SIE/AVA                     | 00-03 | ULTY 4/EXTEND PTAS | 31.5X69.1 |
|  |       |       |        | DW-01549 |          | 0 | PARABRISA    | TECER VIS, SIL/TAH/YUK/SIE/AVA               | 04-06 | ULTY 4/EXTEND PTAS | 31.5X69.1 |
|  |       |       |        | DW-01736 |          | 0 | PARABRISA    | TERC VIS, REP, PROT SOL, SIL/TAH/YUK/SIE/AVA | 04-07 | ULTY 4/EXTEND PTAS | 31.5X69.1 |
| 2,800  | 3,000 | -     | -      | DD-09479 |          | 0 | PUERTA D DER | SOL, SIL/TAH/YUK/SIE/AVA                     | 00-06 | ULTY 4/EXTEND PTAS | 26.4X32.4 |
| 2,800  | 3,000 | -     | -      | DD-09480 |          | 0 | PUERTA D IZQ | SOL, SIL/TAH/YUK/SIER/AVA                    | 00-06 | ULTY 4/EXTEND PTAS | 26.4X32.4 |
| 2,700  | 2,900 | 2,900 | 4,500  | DD-09734 |          | 0 | PUERTA T DER | SOL, SIL/AVALANCHE                           | 00-06 | ULTY 4/EXTEND PTAS | 26.1X30.1 |
| 2,700  | 2,900 | 2,900 | 4,500  | DD-09735 |          | 0 | PUERTA T IZQ | SOL, SIL/AVALANCHE                           | 00-06 | ULTY 4/EXTEND PTAS | 26.1X30.1 |
| 8,000  | 8,200 | 8,200 | 13,000 | DQ-09736 | DQ-10578 | 0 | CUARTO T DER | YUKON XL/ESCALADE                            | 00-06 | UTILITY 4 PUERTAS  | 22.0X54.0 |
| 8,000  | 8,200 | 8,200 | 13,000 | DQ-09737 | DQ-10579 | 0 | CUARTO T IZQ | YUKON XL/ESCALADE                            | 00-06 | UTILITY 4 PUERTAS  | 22.0X54.1 |
|  |       |       |        | DQ-09897 |          | 0 | CUARTO T IZQ | ANT, ENCAP, SOL, SIST Q / Ø                  | 00-02 | UTILITY 4 PUERTAS  | 22.0X54.2 |
|  |       |       |        | DR-11649 |          | 0 | TECHO        | SOLAR  | 6     | UTILITY 4 PUERTAS  | S/M       |
|  |       |       |        | DB-09742 |          | 0 | MEDALLON DER | YUK/TAH, ENCAP, SOL                          | 00-06 | UTILITY 4 PUERTAS  | 28.8X29.7 |
|  |       |       |        | DB-09743 |          | 0 | MEDALLON IZQ | YUK/TAH, ENCAP, SOL                          | 00-06 | UTILITY 4 PUERTAS  | 28.8X29.7 |
| 6,000  | 6,200 | 6,200 | 9,000  | DB-09744 |          | 0 | MEDALLON DER | YUK/TAH, ENCAP, SOL                          | 00-06 | UTILITY 4 PUERTAS  | 28.8X29.7 |
| 6,000  | 6,200 | 6,200 | 9,000  | DB-09745 |          | 0 | MEDALLON IZQ | YUK/TAH, ENCAP, SOL                          | 00-06 | UTILITY 4 PUERTAS  | 28.8X29.7 |
|  |       |       |        | DB-09787 |          | 0 | MEDALLON     | YUK/TAH, ENCAP, DEF, ELE COM, SOL            | 00-05 | UTILITY 4 PUERTAS  | 27.5X61.0 |
| 9,000  | 9,200 | 9,200 | 14,000 | DB-10829 |          | 0 | MEDALLON     | YUK/TAH, ENCAP, SOLAR                        | 05-06 | UTILITY 4 PUERTAS  | 27.5X61.0 |

**SUBURBAN 07-14 UTILITY 4 PUERTAS**

| (CHEVROLET AVALANCHE 07-12/SILVERADOV 07-12/TAHOE 07-12)(GMC PICKUP SIERRA EXT.EST.CREW CB 07-12/YUKON )(CADILLAC ESCALADE 07-11) |       |       |   |          |          |   |              |  |       |                   |           |
|---|-------|-------|---|----------|----------|---|--------------|--|-------|-------------------|-----------|
|   |       |       |   | DW-01658 |          | 0 | PARABRISA    | SOL, TERC VIS, AVA, ESCA, SIL, TAH, YUK              | 07-14 | UTILITY 4 PUERTAS | 33.5X67.8 |
|   |       |       |   | DW-01659 |          | 0 | PARABRISA    | SOL, TERC VIS, SENS LLU, AVA, ESCA, SIL, TAH, YUK    | 07-14 | UTILITY 4 PUERTAS | 33.5X67.8 |
|   |       |       |   | DW-01883 |          | 0 | PARABRISA    | SOL, TERC VIS, ACUST INTER, AVA, ESCA, SIL, TAH, YUK | 07-14 | UTILITY 4 PUERTAS | 31.0X67.0 |
| 3,000   | 3,200 | -     | - | DD-11163 | DD-11253 | 0 | PUERTA D DER | SOL, AVA, ESCA, SIL, TAH, YUK                        | 07-14 | UTILITY 4 PUERTAS | 26.8X32.5 |
| 3,000   | 3,200 | -     | - | DD-11164 | DD-11254 | 0 | PUERTA D IZQ | SOL, AVA, ESCA, SIL, TAH, YUK                        | 07-14 | UTILITY 4 PUERTAS | 26.8X32.5 |
| 3,000   | 3,200 | 3,200 | - | DD-11999 |          | 0 | PUERTA D DER | SOLAR  | 07-14 | UTILITY 4 PUERTAS | 21.0X31.0 |



CHEVROLET



| CL     | TX     | GRIS   | PRIV   | CLAVE    | EQUIVALENCIA | Ø | PARTE        | ACCESORIOS                  | MODELO | TIPO              | MEDIDAS   |
|--------|--------|--------|--------|----------|--------------|---|--------------|-----------------------------|--------|-------------------|-----------|
| 3,000  | 3,200  | 3,200  | -      | DD-12000 |              | 0 | PUERTA D IZQ | SOLAR                       | 07-14  | UTILITY 4 PUERTAS | 21.0X31.0 |
| 2,900  | 3,100  | 3,100  | 5,500  | DD-11169 |              | 0 | PUERTA T DER | SIL/AVALANCHE/TAHOE         | 07-14  | UTILITY 4 PUERTAS | 27.3X30.0 |
| 2,900  | 3,100  | 3,100  | 5,500  | DD-11170 |              | 0 | PUERTA T IZQ | SIL/AVALANCHE/TAHOE         | 07-14  | UTILITY 4 PUERTAS | 27.3X30.0 |
| 9,000  | 9,200  | 9,200  | 14,000 | DQ-11171 |              | 0 | CUARTO T DER | ANT. SOL. YUKON/ESCALADE    | 07-14  | UTILITY 4 PUERTAS | 21.0X60.5 |
| 9,000  | 9,200  | 9,200  | 14,000 | DQ-11172 |              | 0 | CUARTO T IZQ | SOLAR. YUKON/ESCALADE       | 07-14  | UTILITY 4 PUERTAS | 21.0X60.5 |
|        |        |        |        | COTIZAR  |              | 0 | MEDALLON     | ANT. SOLAR                  | 11-14  | UTILITY 4 PUERTAS | 21.0X60.5 |
| 10,000 | 10,200 | 10,200 | 15,000 | DB-11173 |              | 3 | MEDALLON     | DEF. SOL. TAH. YUK/ESCALADE | 07-14  | UTILITY 4 PUERTAS | 25.0X61.5 |

**SUBURBAN 15-16 UTILITY 4 PUERTAS (TAHOE 15-16 UTILITY/CADILLAC ESCALADE 15-16/GMC YUKON/XL 15-16)**

|   |        |        |        |          |          |   |              |                                |       |                   |            |
|---|--------|--------|--------|----------|----------|---|--------------|--------------------------------|-------|-------------------|------------|
|   |        |        |        | COTIZAR  |          | 0 | PARABRISA    | SOLAR, ACUST INTER             | 15-16 | UTILITY 4 PUERTAS | 32.0X65.8  |
|   |        |        |        | COTIZAR  |          | 0 | PARABRISA    | SOL. ACUST INTER, SENS LLU     | 15-16 | UTILITY 4 PUERTAS | 32.0X65.8  |
|   |        |        |        | COTIZAR  |          | 0 | PARABRISA    | SOL. ACUST INTER, SENS LLU     | 15-16 | UTILITY 4 PUERTAS | 32.0X65.8  |
|   |        |        |        | COTIZAR  |          | 0 | PARABRISA    | SOL. REPUESTO, SENS LLUVIA     | 15-16 | UTILITY 4 PUERTAS | 32.0X65.9  |
|   |        |        |        | COTIZAR  |          | 0 | PARABRISA    | SOLAR, REPUESTO, SENSOS LLUVIA | 15-16 | UTILITY 4 PUERTAS | 32.0X65.10 |
| - | 4,000  | 4,000  | -      | DD-12373 |          | 0 | PUERTA D DER | SOLAR                          | 15-16 | UTILITY 4 PUERTAS | 24.0X31.0  |
| - | 4,000  | 4,000  | -      | DD-12374 |          | 0 | PUERTA D IZQ | SOLAR                          | 15-16 | UTILITY 4 PUERTAS | 24.0X31.0  |
|   |        |        |        | COTIZAR  |          | 0 | PUERTA D DER | SOLAR, LAMINADA                | 15-16 | UTILITY 4 PUERTAS | 24.0X31.0  |
|   |        |        |        | COTIZAR  |          | 0 | PUERTA D IZQ | SOLAR, LAMINADA                | 15-16 | UTILITY 4 PUERTAS | 24.0X31.0  |
| - | 3,900  | 3,900  | 6,000  | DD-12377 | DD-12379 | 0 | PUERTA T DER | SOLAR                          | 15-16 | UTILITY 4 PUERTAS | 24.0X25.0  |
| - | 3,900  | 3,900  | 6,000  | DD-12378 | DD-12380 | 0 | PUERTA T IZQ | SOLAR                          | 15-16 | UTILITY 4 PUERTAS | 24.0X25.0  |
| - | 2,500  | 2,500  | 4,000  | DV-12473 |          | 0 | ALETA T DER  | SOLAR                          | 15-16 | UTILITY 4 PUERTAS | 6.5X18.5   |
| - | 2,500  | 2,500  | 4,000  | DV-12474 |          | 0 | ALETA T IZQ  | SOLAR                          | 15-16 | UTILITY 4 PUERTAS | 6.5X18.5   |
| - | 10,000 | 10,000 | 15,000 | DQ-12385 |          | 0 | CUARTO DER   | SOLAR                          | 15-16 | UTILITY 4 PUERTAS | 18.0X48.0  |
| - | 10,000 | 10,000 | 15,000 | DQ-12386 |          | 0 | CUARTO IZQ   | ANT. SOLAR                     | 15-16 | UTILITY 4 PUERTAS | 18.0X48.0  |
|   |        |        |        | COTIZAR  |          | 0 | CUARTO DER   | SOLAR, ALARMA                  | 15-16 | UTILITY 4 PUERTAS | 18.0X48.0  |
|   |        |        |        | COTIZAR  |          | 0 | CUARTO IZQ   | SOLAR, ALARMA                  | 15-16 | UTILITY 4 PUERTAS | 18.0X48.0  |
| - | 12,000 | 12,000 | 17,000 | DB-12389 |          | 0 | MEDALLON     | DEF. 4 PERFO. SOLAR            | 15-16 | UTILITY 4 PUERTAS | 22.3X59.5  |

**SPRINT 90-94 HATCHBACK 2 PUERTAS (GEO METRO 90-94)(SUZUKI SWIFT 90-94)**

|       |       |   |   |          |  |   |            |                               |       |                   |           |
|-------|-------|---|---|----------|--|---|------------|-------------------------------|-------|-------------------|-----------|
|       |       |   |   | COTIZAR  |  | 0 | PARABRISA  | SPRINT/METRO/SWIFT            | 90-94 | HATCHBACK 2 PTAS. | 32.0X54.0 |
| 2,600 | 2,800 | - | - | FD-03925 |  | 0 | PUERTA DER | SPRINT/METRO/SWIFT            | 90-94 | HATCHBACK 2 PTAS. | 20.0X38.0 |
| 2,600 | 2,800 | - | - | FD-03926 |  | 0 | PUERTA IZQ | SPRINT/METRO/SWIFT            | 90-94 | HATCHBACK 2 PTAS. | 20.0X38.0 |
| 3,000 | 3,200 | - | - | FQ-03927 |  | 0 | CUARTO DER | SPRINT/METRO/SWIFT            | 90-94 | HATCHBACK 2 PTAS. | 17.0X41.5 |
| 3,000 | 3,200 | - | - | FQ-03928 |  | 0 | CUARTO IZQ | SPRINT/METRO/SWIFT            | 90-94 | HATCHBACK 2 PTAS. | 17.0X41.5 |
|       |       |   |   | COTIZAR  |  | 0 | MEDALLON   | SPRINT/METRO/SWIFT, DEF. LIMP | 90-94 | HATCHBACK 2 PTAS. | 21.5X44.5 |



CHEVROLET



| CL                                     | TX      | GRIS  | PRIV   | CLAVE       | EQUIVALENCIA | Ø | PARTE        | ACCESORIOS                   | MODELO | TIPO                     | MEDIDAS   |
|--|---------|-------|--------|-------------|--------------|---|--------------|------------------------------|--------|--------------------------|-----------|
|  | COTIZAR |       |        | FB-03930    |              | 0 | MEDALLON     | SPRINT/METRO, LIMP           | 90-94  | HATCHBACK 2 PTAS.        | 21.5X44.5 |
| <b>SONIC 12-16 HATCHBACK 4 PUERTAS</b> |         |       |        |             |              |   |              |                              |        |                          |           |
|  | COTIZAR |       |        | DW-01934    |              | 0 | PARABRISA    | SOL, CORTE VINYL, TERC VIS   | 12-16  | HATCHBACK 4 PUERTAS      | 38.0X54.0 |
|  | COTIZAR |       |        | DW-01945    |              | 0 | PARABRISA    | SOLAR, TERCER VISOR          | 12-13  | HATCHBACK 4 PUERTAS      | 38.0X54.0 |
|  | COTIZAR |       |        | DW-02081    |              | 0 | PARABRISA    | SOLAR, TERCER VISOR          | 13-16  | HATCHBACK 4 PUERTAS      | 38.0X54.0 |
|  | COTIZAR |       |        | DW-02149    |              | 0 | PARABRISA    | SOLAR, TERCER VISOR          | 14-16  | HATCHBACK 4 PUERTAS      | 38.0X54.0 |
|  | COTIZAR |       |        | DW-02207    |              | 0 | PARABRISA    | SOLAR                        | 14-16  | HATCHBACK 4 PUERTAS      | 38.0X54.0 |
| -                                      | 3,000   | -     | -      | DD-12003    |              | 0 | PUERTA D DER | SOLAR                        | 12-16  | HATCHBACK 4 PUERTAS      | 24.3X37.5 |
| <b>SONIC 12-16 HATCHBACK 4 PUERTAS</b> |         |       |        |             |              |   |              |                              |        |                          |           |
| -                                      | 3,000   | -     | -      | DD-12004    |              | 0 | PUERTA D IZQ | SOLAR                        | 12-16  | HATCHBACK 4 PUERTAS      | 24.3X37.5 |
| -                                      | 2,900   | -     | -      | DD-12012    |              | 0 | PUERTA T DER | SOLAR                        | 12-16  | HATCHBACK 4 PUERTAS      | 22.0X30.3 |
| -                                      | 2,900   | -     | -      | DD-12013    |              | 0 | PUERTA T IZQ | SOLAR                        | 12-16  | HATCHBACK 4 PUERTAS      | 22.0X30.3 |
|  | COTIZAR |       |        | DB-12014    |              | 1 | MEDALLON     | DEFROSTRER, SOLAR            | 12-16  | HATCHBACK 4 PUERTAS      | 17.0X56.5 |
| <b>SONIC 12-16 SEDAN 4 PUERTAS</b>     |         |       |        |             |              |   |              |                              |        |                          |           |
|  | COTIZAR |       |        | DW-01934    |              | 0 | PARABRISA    | SOL, CORTE VINYL, TERC VIS   | 12-16  | SEDAN 4 PUERTAS          | 38.0X54.0 |
|  | COTIZAR |       |        | DW-01945    |              | 0 | PARABRISA    | SOLAR, TERCER VISOR          | 12-13  | SEDAN 4 PUERTAS          | 38.0X54.0 |
|  | COTIZAR |       |        | DW-02081    |              | 0 | PARABRISA    | SOLAR, TERCER VISOR          | 13-16  | SEDAN 4 PUERTAS          | 38.0X54.0 |
|  | COTIZAR |       |        | DW-02149    |              | 0 | PARABRISA    | SOLAR, TERCER VISOR          | 14-16  | SEDAN 4 PUERTAS          | 38.0X54.0 |
|  | COTIZAR |       |        | DW-02207    |              | 0 | PARABRISA    | SOLAR                        | 14-16  | SEDAN 4 PUERTAS          | 38.0X54.0 |
| -                                      | 3,000   | -     | -      | DD-12003    |              | 0 | PUERTA D DER | SOLAR                        | 12-16  | SEDAN 4 PUERTAS          | 24.3X37.5 |
| -                                      | 3,000   | -     | -      | DD-12004    |              | 0 | PUERTA D IZQ | SOLAR                        | 12-16  | SEDAN 4 PUERTAS          | 24.3X37.5 |
| -                                      | 2,900   | -     | -      | DD-12005    |              | 0 | PUERTA T DER | SOLAR                        | 12-16  | SEDAN 4 PUERTAS          | 21.8X29.8 |
| -                                      | 2,900   | -     | -      | DD-12006    |              | 0 | PUERTA T IZQ | SOLAR                        | 12-16  | SEDAN 4 PUERTAS          | 21.8X29.8 |
| -                                      | 2,000   | -     | -      | DV-12007    |              | 0 | ALETA T DER  | SOLAR                        | 12-16  | SEDAN 4 PUERTAS          | 7.0X8.0   |
| -                                      | 2,000   | -     | -      | DV-12008    |              | 0 | ALETA T IZQ  | SOLAR                        | 12-16  | SEDAN 4 PUERTAS          | 7.0X8.0   |
|  | COTIZAR |       |        | DB-12009    |              | 0 | MEDALLON     | DEFROSTER, SOLAR             | 12-16  | SEDAN 4 PUERTAS          | 37.0X46.0 |
|  | COTIZAR |       |        | DB-12470    |              | 0 | MEDALLON     | DEFROSTER, SOLAR             | 12-16  | SEDAN 4 PUERTAS          | 37.0X46.0 |
| <b>TAHOE 95-99 UTILITY 2 PUERTAS</b>   |         |       |        |             |              |   |              |                              |        |                          |           |
|  | COTIZAR |       |        | DW-01217    |              | 0 | PARABRISA    | TAH/SUB/BLA/PICK C-K, C SOPO | 92-99  | UTI 2-4/EXT/STDCB 2 PTAS | 30.8X67.6 |
|  | COTIZAR |       |        | DW-01026    |              | 0 | PARABRISA    | TAH/SUB/BLA/PICK C-K, C SOPO | 92-99  | UTI 2-4/EXT/STDCB 2 PTAS | 30.8X67.6 |
| 2,800                                  | 3,000   | 3,000 | -      | DD-07477S/H |              | 0 | PUERTA DER   | TAHOE/SUB/BLAZER/PICKUP C-K  | 92-99  | UTI 2-4/EXT/STDCB 2 PTAS | 25.0X36.0 |
| 2,800                                  | 3,000   | 3,000 | -      | DD-07478S/H |              | 0 | PUERTA IZQ   | TAHOE/SUB/BLAZER/PICKUP C-K  | 92-99  | UTI 2-4/EXT/STDCB 2 PTAS | 25.0X36.0 |
| 3,000                                  | 3,200   | 3,200 | -      | DD-07477C/H | DD-08305     | 0 | PUERTA DER   | TAHOE/SUB/BLAZER/PICKUP C-K  | 92-99  | UTI 2-4/EXT/STDCB 2 PTAS | 25.0X36.0 |
| 3,000                                  | 3,200   | 3,200 | -      | DD-07478C/H | DD-08306     | 0 | PUERTA IZQ   | TAHOE/SUB/BLAZER/PICKUP C-K  | 92-99  | UTI 2-4/EXT/STDCB 2 PTAS | 25.0X36.0 |
| 7,300                                  | 7,500   | 7,500 | 13,500 | DQ-08318    |              | 0 | CUARTO DER   | TAHOE/BLAZER                 | 92-99  | UTILITY 2-4 PTAS.        | 25.3X67.0 |
| 7,300                                  | 7,500   | 7,500 | 13,500 | DQ-08319    |              | 0 | CUARTO IZQ   | TAHOE/BLAZER                 | 92-99  | UTILITY 2-4 PTAS.        | 25.3X67.0 |
|  | COTIZAR |       |        | DB-08311    |              | 0 | MEDALLON DER | SUB/YUK, SOL, DEF            | 93-99  | UTILITY 2-4 PTAS.        | 27.8X31.2 |



**CHEVROLET**



| CL | TX | GRIS | PRIV | CLAVE    | EQUIVALENCIA | Q | PARTE        | ACCESORIOS                | MODELO | TIPO              | MEDIDAS   |
|----|----|------|------|----------|--------------|---|--------------|---------------------------|--------|-------------------|-----------|
|    |    |      |      | DB-08312 |              | 0 | MEDALLON IZQ | SUB/YUK, SOL, DEF         | 93-99  | UTILITY 2-4 PTAS. | 27.8X30.8 |
|    |    |      |      | DB-08313 |              | 0 | MEDALLON DER | SUBURBAN/YUKON, SOLAR     | 93-99  | UTILITY 2-4 PTAS. | 27.8X31.2 |
|    |    |      |      | DB-08314 |              | 0 | MEDALLON IZQ | SUBURBAN/YUKON, SOLAR     | 93-99  | UTILITY 2-4 PTAS. | 27.8X30.8 |
|    |    |      |      | DB-08321 |              | 3 | MEDALLON     | BLAZER/SUB/YUK, SOL, LIMP | 93-99  | UTILITY 2-4 PTAS. | 27.8X62.3 |
|    |    |      |      | DB-08322 |              | 0 | MEDALLON     | SUBURBAN/YUKON, SOLAR     | 93-99  | UTILITY 2-4 PTAS. | 27.8X62.3 |

**TAHOE 95-99 UTILITY 2 PUERTAS**

(BLAZER 92-94/PICKUP C-K 92-98/SUBURBAN 92-99/GMC YUKON 92-99)

|  |  |  |  |          |  |   |          |                                |       |                   |           |
|--|--|--|--|----------|--|---|----------|--------------------------------|-------|-------------------|-----------|
|  |  |  |  | DB-08819 |  | 3 | MEDALLON | BLAZER/SUB/YUK, DEF, SOL, LIMP | 94-95 | UTILITY 2-4 PTAS. | 27.8X62.3 |
|  |  |  |  | DB-08945 |  | 3 | MEDALLON | SUB/YUK, DEF, SOL, LIMP, ELE   | 95-99 | UTILITY 2-4 PTAS. | 27.8X62.3 |

**TAHOE Z71 95-99/LIMITED 95-99 UTILITY 4 PTAS**

(BLAZER 92-94/PICKUP C-K 92-98/SUBURBAN 92-99/GMC YUKON 92-99)

|       |       |       |       |             |          |   |              |                                |       |                             |           |
|-------|-------|-------|-------|-------------|----------|---|--------------|--------------------------------|-------|-----------------------------|-----------|
|       |       |       |       | DW-01217    | DW-01026 | 0 | PARABRISA    | TAH/SUB/BLA/PICK C-K, C SOPO   | 95-99 | UTI 2-4 /EXT/STD CAB 2 PTAS | 30.8X67.6 |
| 2,800 | 3,000 | 3,000 | -     | DD-07477S/H |          | 0 | PUERTA D DER | TAHOE/SUB/BLAZER/PICKUP C-K    | 95-99 | UTI 2-4 /EXT/STD CAB 2 PTAS | 25.0X36.0 |
| 2,800 | 3,000 | 3,000 | -     | DD-07478S/H |          | 0 | PUERTA D IZQ | TAHOE/SUB/BLAZER/PICKUP C-K    | 95-99 | UTI 2-4 /EXT/STD CAB 2 PTAS | 25.0X36.0 |
| 3,000 | 3,200 | 3,200 | -     | DD-07477C/H | DD-08305 | 0 | PUERTA D DER | TAHOE/SUB/BLAZER/PICKUP C-K    | 95-99 | UTI 2-4 /EXT/STD CAB 2 PTAS | 25.0X36.0 |
| 3,000 | 3,200 | 3,200 | -     | DD-07478C/H | DD-08306 | 0 | PUERTA D IZQ | TAHOE/SUB/BLAZER/PICKUP C-K    | 95-99 | UTI 2-4 /EXT/STD CAB 2 PTAS | 25.0X36.0 |
| 2,900 | 3,100 | 3,100 | 5,000 | DD-08307    | DD-08133 | 0 | PUERTA T DER | TAHOE/SUBURBAN, SOLAR          | 95-99 | UTILITY 4 PTAS.             | 24.3X28.5 |
| 2,900 | 3,100 | 3,100 | 5,000 | DD-08308    | DD-08134 | 0 | PUERTA T IZQ | TAHOE/SUBURBAN, SOLAR          | 95-99 | UTILITY 4 PTAS.             | 24.3X28.5 |
|       |       |       |       | DQ-08813    |          | 0 | CUARTO T DER | SOLAR, TAHOE, CADILLAC         | 95-99 | UTILITY 4 PTAS.             | 24.0X47.5 |
|       |       |       |       | DQ-08814    |          | 0 | CUARTO T IZQ | SOLAR, TAHOE, CADILLAC         | 95-99 | UTILITY 4 PTAS.             | 24.0X47.5 |
|       |       |       |       | DB-08311    |          | 0 | MEDALLON DER | SUB/YUK, SOL, DEFROSTER        | 93-99 | UTILITY 4-2 PTAS.           | 27.8X31.2 |
|       |       |       |       | DB-08312    |          | 0 | MEDALLON IZQ | SUB/YUK, SOL, DEFROSTER        | 93-99 | UTILITY 4-2 PTAS.           | 27.8X31.2 |
|       |       |       |       | DB-08313    |          | 0 | MEDALLON DER | SUBURBAN/YUKON, SOLAR          | 93-99 | UTILITY 4-2 PTAS.           | 27.8X31.2 |
|       |       |       |       | DB-08314    |          | 0 | MEDALLON IZQ | SUBURBAN/YUKON, SOLAR          | 93-99 | UTILITY 4-2 PTAS.           | 27.8X31.2 |
|       |       |       |       | DB-08321    |          | 3 | MEDALLON     | BLAZER/SUB/YUK, SOL, LIMP      | 93-99 | UTILITY 4-2 PTAS.           | 27.8X62.3 |
|       |       |       |       | DB-08322    |          | 0 | MEDALLON     | BLAZER/SUBURBAN/YUK, SOL       | 93-99 | UTILITY 4-2 PTAS.           | 27.8X62.3 |
|       |       |       |       | DB-08819    |          | 3 | MEDALLON     | BLAZER/SUB/YUK, DEF, SOL, LIMP | 94-95 | UTILITY 4-2 PTAS.           | 27.8X62.3 |
|       |       |       |       | DB-08945    |          | 3 | MEDALLON     | SUB/YUK, DEF, SOL, LIMP, ELE   | 95-99 | UTILITY 4-2 PTAS.           | 27.8X62.3 |

**TAHOE Z71 00/TAHOE LS/TAHOE LT 00-06 / UTILITY 4 PTAS**

(CHEVROLET AVALANCHE 02-06/SILVERADO 99-08/SUBURBAN 00-06)(GMC PICKUP SIERRA 01-06/YUKON-XL 01-06)(CADILLAC ESCALADE 02-06)

|  |  |  |  |          |  |   |           |                          |       |                      |           |
|--|--|--|--|----------|--|---|-----------|--------------------------|-------|----------------------|-----------|
|  |  |  |  | DW-01341 |  | 0 | PARABRISA | SOL, SUB/SIL/YUK/SIE/AVA | 00-03 | ULTY 4/EXTEND 4 PTAS | 31.5X69.1 |
|  |  |  |  | DW-01549 |  | 0 | PARABRISA | SOL, SUB/SIL/YUK/SIE/AVA | 04-06 | ULTY 4/EXTEND 4 PTAS | 31.5X69.1 |



CHEVROLET



| CL    | TX    | GRIS  | PRIV  | CLAVE    | EQUIVALENCIA | Ø | PARTE        | ACCESORIOS                 | MODELO | TIPO                 | MEDIDAS   |
|-------|-------|-------|-------|----------|--------------|---|--------------|----------------------------|--------|----------------------|-----------|
|       |       |       |       | DW-01736 |              | 0 | PARABRISA    | TERC VISOR, REP, PROT SOL  | 04-06  | ULTY 4/EXTEND 4 PTAS | 31.5X69.1 |
| 2,800 | 3,000 | -     | -     | DD-09479 |              | 0 | PUERTA D DER | SOL, SUB/SILV/YUK/SIER/AVA | 00-06  | UTILITY 4 PUERTAS    | 26.4X32.4 |
| 2,800 | 3,000 | -     | -     | DD-09480 |              | 0 | PUERTA D IZQ | SOL, SUB/SILV/YUK/SIER/AVA | 00-06  | UTILITY 4 PUERTAS    | 26.4X32.4 |
|       |       |       |       | DD-10229 |              | 0 | PUERTA D DER | SOLAR, LAMINADO            | 00-06  | UTILITY 4 PUERTAS    | 26.4X32.4 |
|       |       |       |       | DD-10230 |              | 0 | PUERTA D IZQ | SOLAR, LAMINADO            | 00-06  | UTILITY 4 PUERTAS    | 26.4X32.4 |
| 2,700 | 2,900 | 2,900 | 5,000 | DD-09738 |              | 0 | PUERTA T DER | SOL, YUK/ESCALADE          | 00-06  | UTILITY 4 PUERTAS    | 23.5X32.0 |
| 2,700 | 2,900 | 2,900 | 5,000 | DD-09739 |              | 0 | PUERTA T IZQ | SOL, YUKON/ESCALADE        | 00-06  | UTILITY 4 PUERTAS    | 23.5X32.0 |
|       |       |       |       | DD-10231 |              | 0 | PUERTA T DER | SOLAR, LAMINADO            | 00-06  | UTILITY 4 PUERTAS    | 23.5X32.0 |
|       |       |       |       | DD-10232 |              | 0 | PUERTA T IZQ | SOLAR, LAMINADO            | 00-06  | UTILITY 4 PUERTAS    | 23.5X32.0 |

**TAHOE Z71 00/TAHOE LS/TAHOE LT 00-06 / UTILITY 4 PTAS**

| [CHEVROLET AVALANCHE 02-06/SILVERADO 99-08/SUBURBAN 00-06]GMC PICKUP SIERRA 01-06/YUKON-XL 01-06[CADILLAC ESCALADE 02-06] |       |       |        |          |  |   |              |                                  |       |                   |           |
|---|-------|-------|--------|----------|--|---|--------------|----------------------------------|-------|-------------------|-----------|
| -   | 5,000 | 5,000 | 7,000  | DQ-09740 |  | 0 | CUARTO T DER | ENCAP, SOL, YUKON                | 00-06 | UTILITY 4 PUERTAS | 20.5X35.0 |
| -   | 5,000 | 5,000 | 7,000  | DQ-09741 |  | 0 | CUARTO T IZQ | ENCAP, SOLAR, YUKON              | 00-06 | UTILITY 4 PUERTAS | 20.5X35.0 |
|   |       |       |        | DQ-09908 |  | 0 | CUARTO T IZQ | ENCAP, SOLA, SIST Q / Ø          | 00-06 | UTILITY 4 PUERTAS | 20.5X35.0 |
|   |       |       |        | DR-11694 |  | 0 | TECHO        | SOLAR                            | 6     | UTILITY 4 PUERTAS | S/M       |
|   |       |       |        | DB-09742 |  | 0 | MEDALLON DER | SUB/YUK, ENCAP, DEF, SOLAR       | 00-06 | UTILITY 4 PUERTAS | 28.8X29.7 |
|   |       |       |        | DB-09743 |  | 0 | MEDALLON IZQ | SUB/YUK, ENCAP, DEF, SOL         | 00-06 | UTILITY 4 PUERTAS | 28.8X29.7 |
| 6,000   | 6,200 | 6,200 | 9,000  | DB-09744 |  | 0 | MEDALLON DER | SUB /YUK, ENCAP, SOL             | 00-06 | UTILITY 4 PUERTAS | 28.8X29.7 |
| 6,000   | 6,200 | 6,200 | 9,000  | DB-09745 |  | 0 | MEDALLON IZQ | SUB/YUK, ENCAP, SOLAR            | 00-06 | UTILITY 4 PUERTAS | 28.8X29.7 |
|   |       |       |        | DB-09787 |  | 0 | MEDALLON     | SUB/YUK, ENCAP, DEF,ELE COM, SOL | 00-05 | UTILITY 4 PUERTAS | 27.5X61.0 |
| 9,000   | 9,200 | 9,200 | 14,000 | DB-10829 |  | 0 | MEDALLON     | SUB/YUK, ENCAP, DEF,ELE COM, SOL | 05-06 | UTILITY 4 PUERTAS | 27.5X61.0 |

**TAHOE 07-14 UTILITY 4 PUERTAS**

| [CHEVROLET AVALANCHE 07-12/SILVERADO 07-12/SUBURBAN 07-12]GMC PICKUP SIERRA EXT,EST,CREW CB 07-12/YUKON 07-12 [CADILLAC ESCALADE 07-11] |        |        |        |          |          |   |              |  |       |                   |           |
|---|--------|--------|--------|----------|----------|---|--------------|--|-------|-------------------|-----------|
|   |        |        |        | DW-01658 |          | 0 | PARABRISA    | SOL, TERC VIS, AVA, ESCA, SIL, SUB, YUK              | 07-14 | UTILITY 4 PUERTAS | 33.5X67.8 |
|   |        |        |        | DW-01659 |          | 0 | PARABRISA    | SOL, TERC VIS, SENS LLU, AVA, ESCA, SILV, SUB, YUK   | 07-14 | UTILITY 4 PUERTAS | 33.5X67.8 |
|   |        |        |        | DW-01883 |          | 0 | PARABRISA    | SOL, TERC VIS, ACUST INTER, AVA, ESCA, SIL, SUB, YUK | 07-14 | UTILITY 4 PUERTAS | 31.0X67.0 |
| 3,000   | 3,200  | -      | -      | DD-11163 | DD-11253 | 0 | PUERTA D DER | SOL, AVA, ESCA, SILVE, SUB, YUK                      | 07-14 | UTILITY 4 PUERTAS | 26.8X32.5 |
| 3,000   | 3,200  | -      | -      | DD-11164 | DD-11254 | 0 | PUERTA D IZQ | SOL, AVA, ESCA, SILVE, SUB, YUK                      | 07-14 | UTILITY 4 PUERTAS | 26.8X32.5 |
| 3,000   | 3,200  | 3,200  | -      | DD-11999 |          | 0 | PUERTA D DER | SOLAR  | 07-14 | UTILITY 4 PUERTAS | 21.0X31.0 |
| 3,000   | 3,200  | 3,200  | -      | DD-12000 |          | 0 | PUERTA D IZQ | SOLAR  | 07-14 | UTILITY 4 PUERTAS | 21.0X31.0 |
| 2,900   | 3,100  | 3,100  | 5,500  | DD-11165 |          | 0 | PUERTA T DER | YUKON, SOLAR   | 07-14 | UTILITY 4 PUERTAS | 26.8X30.0 |
| 2,900   | 3,100  | 3,100  | 5,500  | DD-11166 |          | 0 | PUERTA T IZQ | YUKON, SOLAR   | 07-14 | UTILITY 4 PUERTAS | 26.8X30.0 |
| 9,000   | 9,200  | 9,200  | 14,000 | DQ-11167 |          | 0 | CUARTO T DER | ANTENA, SOLAR, YUKON                                 | 07-14 | UTILITY 4 PUERTAS | 20.8X42.3 |
| 9,000   | 9,200  | 9,200  | 14,000 | DQ-11168 |          | 0 | CUARTO T IZQ | YUKON, SOLAR   | 07-14 | UTILITY 4 PUERTAS | 20.8X42.3 |
|   |        |        |        | DQ-11945 |          | 0 | CUARTO DER   | ANT, SOLAR   | 07-14 | UTILITY 4 PUERTAS | 20.8X42.3 |
| 10,000  | 10,200 | 10,200 | 15,000 | DB-11173 |          | 3 | MEDALLON     | YUK, DEF, SOL, SUBURBAN                              | 07-14 | UTILITY 4 PUERTAS | 25.0X61.5 |
| 10,000  | 10,200 | 10,200 | 15,000 | DB-11700 |          | 0 | MEDALLON     | YUK, DEF, SOL, HIBRIDO                               | 07-14 | UTILITY 4 PUERTAS | 20.0X61.0 |



INDUSTRIA DE CRISTAL TEMPLADO, SA DE CV



CHEVROLET

| CL | TX | GRIS | PRIV | CLAVE | EQUIVALENCIA Ø | PARTE | ACCESORIOS | MODELO | TIPO | MEDIDAS |
|----|----|------|------|-------|----------------|-------|------------|--------|------|---------|
|----|----|------|------|-------|----------------|-------|------------|--------|------|---------|

**TAHOE 15-16 UTILITY 4 PUERTAS**

(SUBURBAN 15-16 UTILITY/CADILLAC ESCALADE 15-16 UTILITY/GMC YUKON/XL 15-16)

|  |  |  |  |          |   |           |                            |       |                   |           |
|--|--|--|--|----------|---|-----------|----------------------------|-------|-------------------|-----------|
|  |  |  |  | DW-02133 | 0 | PARABRISA | SOLAR, ACUST INTER         | 15-16 | UTILITY 4 PUERTAS | 32.0X65.8 |
|  |  |  |  | DW-02134 | 0 | PARABRISA | SOL, ACUST INTER, SENS LLU | 15-16 | UTILITY 4 PUERTAS | 32.0X65.8 |
|  |  |  |  | DW-02135 | 0 | PARABRISA | SOL, ACUST INTER, SENS LLU | 15-16 | UTILITY 4 PUERTAS | 32.0X65.8 |
|  |  |  |  | DW-02198 | 0 | PARABRISA | SOL,REPUESTO,SENS LLUVIA   | 15-16 | UTILITY 4 PUERTAS | 32.0X65.8 |
|  |  |  |  | DW-02209 | 0 | PARABRISA | SOL,REPUESTO,SENS LLUVIA   | 15-16 | UTILITY 4 PUERTAS | 32.0X65.8 |

**TAHOE 15-16 UTILITY 4 PUERTAS**

(SUBURBAN 15-16 UTILITY/CADILLAC ESCALADE 15-16 UTILITY/GMC YUKON/XL 15-16)

|   |        |        |        |          |          |              |                           |       |                   |           |
|---|--------|--------|--------|----------|----------|--------------|---------------------------|-------|-------------------|-----------|
| - | 4,000  | 4,000  | -      | DD-12373 | 0        | PUERTA D DER | SOLAR                     | 15-16 | UTILITY 4 PUERTAS | 24.0X31.0 |
| - | 4,000  | 4,000  | -      | DD-12374 | 0        | PUERTA D IZQ | SOLAR                     | 15-16 | UTILITY 4 PUERTAS | 24.0X31.0 |
|   |        |        |        | DD-12375 | 0        | PUERTA D DER | SOLAR, LAMINADA           | 15-16 | UTILITY 4 PUERTAS | 24.0X31.0 |
|   |        |        |        | DD-12376 | 0        | PUERTA D IZQ | SOLAR, LAMINADA           | 15-16 | UTILITY 4 PUERTAS | 24.0X31.0 |
| - | 3,900  | 3,900  | 6,000  | DD-12377 | DD-12379 | PUERTA T DER | SOLAR                     | 15-16 | UTILITY 4 PUERTAS | 24.0X24.3 |
| - | 3,900  | 3,900  | 6,000  | DD-12378 | DD-12380 | PUERTA T IZQ | SOLAR                     | 15-16 | UTILITY 4 PUERTAS | 24.0X24.3 |
| - | 2,500  | 2,500  | 4,000  | DV-12471 | 0        | ALETA T DER  | SOLAR                     | 15-16 | UTILITY 4 PUERTAS | 7.5X18.5  |
| - | 2,500  | 2,500  | 4,000  | DV-12472 | 0        | ALETA T IZQ  | SOLAR                     | 15-16 | UTILITY 4 PUERTAS | 7.5X18.5  |
|   |        |        |        | DQ-12381 | 0        | CUARTO T DER | SOLAR,ANTENA              | 15-16 | UTILITY 4 PUERTAS | 17.5X30.0 |
|   |        |        |        | DQ-12382 | 0        | CUARTO T IZQ | SOLAR, ANTENA             | 15-16 | UTILITY 4 PUERTAS | 17.5X30.0 |
| - | 10,000 | 10,000 | 15,000 | DQ-12383 | 0        | CUARTO T DER | SOLAR                     | 15-16 | UTILITY 4 PUERTAS | 17.5X30.0 |
| - | 10,000 | 10,000 | 15,000 | DQ-12384 | 0        | CUARTO T IZQ | SOLAR                     | 15-16 | UTILITY 4 PUERTAS | 17.5X30.0 |
| - | 12,000 | 12,000 | 17,000 | DB-12389 | 0        | MEDALLON     | DEFROSTER, 4 PERFO, SOLAR | 15-16 | UTILITY 4 PUERTAS | 22.3X59.5 |

**TIGRA 99-03 COUPE 2 PUERTAS (SOLO EN MÉXICO)**

|   |       |   |   |          |   |             |                        |       |                 |           |
|---|-------|---|---|----------|---|-------------|------------------------|-------|-----------------|-----------|
|   |       |   |   | FW-02134 | 0 | PARABRISA   | TIGRA                  | 99-03 | COUPE 2 PUERTAS | 33.0X51.0 |
| - | 2,500 | - | - | FV-20761 | 0 | ALETA D DER | TIGRA                  | 99-03 | COUPE 2 PUERTAS | 15.0X29.0 |
| - | 2,500 | - | - | FV-20762 | 0 | ALETA D IZQ | TIGRA                  | 99-03 | COUPE 2 PUERTAS | 15.0X29.0 |
| - | 4,000 | - | - | FD-20763 | 0 | PUERTA DER  | TIGRA                  | 99-03 | COUPE 2 PUERTAS | 15.5X16.0 |
| - | 4,000 | - | - | FD-20764 | 0 | PUERTA IZQ  | TIGRA                  | 99-03 | COUPE 2 PUERTAS | 15.5X16.0 |
|   |       |   |   | FB-20765 | 0 | MEDALLON    | ENCAPSULADO, DEFROSTER | 99-03 | COUPE 2 PUERTAS | 38.0X68.0 |

**TRACKER 89-98 UTILITY 2 PUERTAS**

(SUZUKI SIDEKICK 88-94/GEO TRACKER LSI 89-97)

|       |       |   |   |          |   |            |                              |       |                         |           |
|-------|-------|---|---|----------|---|------------|------------------------------|-------|-------------------------|-----------|
|       |       |   |   | FW-00615 | 0 | PARABRISA  | TRACKER/SIDEKICK/TRACKER LSI | 89-98 | UTILITY 2-4/CONV 2 PTAS | 28.0X53.0 |
| 2,600 | 2,800 | - | - | FD-03920 | 0 | PUERTA DER | TRACKER/SIDEKICK/TRACKER LSI | 89-98 | UTILITY 2-4/CONV 2 PTAS | 23.0X36.5 |



INDUSTRIA DE CRISTAL TEMPLADO, SA DE CV



CHEVROLET



| CL      | TX    | GRIS | PRIV | CLAVE    | EQUIVALENCIA | Ø | PARTE      | ACCESORIOS                   | MODELO | TIPO                         | MEDIDAS   |
|---------|-------|------|------|----------|--------------|---|------------|------------------------------|--------|------------------------------|-----------|
| 2,600   | 2,800 | -    | -    | FD-03921 |              | 0 | PUERTA IZQ | TRACKER/SIDEKICK/TRACKER LSI | 89-98  | UTILITY 2-4/CONV 2 PTAS      | 23.0X36.5 |
| 2,800   | 3,000 | -    | -    | FQ-03922 |              | 0 | CUARTO DER | TRACKER/SIDEKICK/TRACKER LSI | 89-98  | UTILITY 2 PTAS.              | 20.2X35.0 |
| 2,800   | 3,000 | -    | -    | FQ-03923 |              | 0 | CUARTO IZQ | TRACKER/SIDEKICK/TRACKER LSI | 89-98  | UTILITY 2 PTAS.              | 20.2X35.0 |
| COTIZAR |       |      |      | FB-03924 | FB-03984     | 0 | MEDALLON   | TRACKER/SIDEKICK/TRACKER LSI | 89-98  | UTILITY 2 PTAS./CONV. 2 PTAS | 20.0X48.5 |

**TRACKER 89-98 CONVERTIBLE 2 PUERTAS**

(SUZUKI SIDEKICK 88-94/GEO TRACKER LSI 89-97)

|         |       |   |   |          |  |   |            |                              |       |                            |           |
|---------|-------|---|---|----------|--|---|------------|------------------------------|-------|----------------------------|-----------|
| COTIZAR |       |   |   | FW-00615 |  | 0 | PARABRISA  | TRACKER/SIDEKICK/TRACKER LSI | 89-98 | CONVERT 2/UTILITY 2-4 PTAS | 28.0X53.0 |
| 2,600   | 2,800 | - | - | FD-03920 |  | 0 | PUERTA DER | TRACKER/SIDEKICK/TRACKER LSI | 89-98 | CONVERT 2/UTILITY 2-4 PTAS | 23.0X36.5 |
| 2,600   | 2,800 | - | - | FD-03921 |  | 0 | PUERTA IZQ | TRACKER/SIDEKICK/TRACKER LSI | 89-98 | CONVERT 2/UTILITY 2-4 PTAS | 23.0X36.5 |

**TRACKER 89-98 CONVERTIBLE 2 PUERTAS**

(SUZUKI SIDEKICK 88-94/GEO TRACKER LSI 89-97)

|         |  |  |  |          |          |   |          |                              |       |                            |           |
|---------|--|--|--|----------|----------|---|----------|------------------------------|-------|----------------------------|-----------|
| COTIZAR |  |  |  | FB-03924 | FB-03984 | 0 | MEDALLON | TRACKER/SIDEKICK/TRACKER LSI | 89-98 | CONVERT 2/UTILITY 2-4 PTAS | 20.0X48.5 |
|---------|--|--|--|----------|----------|---|----------|------------------------------|-------|----------------------------|-----------|

**TRACKER 98 UTILITY 4 PUERTAS**

(SUZUKI SIDEKICK 91-98/GEO TRACKER LSI 96-97)

|         |       |   |   |          |          |   |              |                              |    |                         |           |
|---------|-------|---|---|----------|----------|---|--------------|------------------------------|----|-------------------------|-----------|
| COTIZAR |       |   |   | FW-00615 |          | 0 | PARABRISA    | TRACKER/SIDEKICK/TRACKER LSI | 98 | UTILITY 4-2/CONV 2 PTAS | 28.0X53.0 |
| 2,400   | 2,600 | - | - | FD-04392 |          | 0 | PUERTA D DER | TRACKER/SIDEKICK/TRACKER LSI | 98 | UTILITY 4 PTAS.         | 23.0X34.5 |
| 2,400   | 2,600 | - | - | FD-04393 |          | 0 | PUERTA D IZQ | TRACKER/SIDEKICK/TRACKER LSI | 98 | UTILITY 4 PTAS.         | 23.0X34.5 |
| 2,300   | 2,500 | - | - | FD-04394 |          | 0 | PUERTA T DER | TRACKER/SIDEKICK/TRACKER LSI | 98 | UTILITY 4 PTAS.         | 17.2X23.0 |
| 2,300   | 2,500 | - | - | FD-04395 |          | 0 | PUERTA T IZQ | TRACKER/SIDEKICK/TRACKER LSI | 98 | UTILITY 4 PTAS.         | 17.2X23.0 |
| 1,400   | 1,600 | - | - | FV-04396 |          | 0 | ALETA T DER  | TRACKER/SIDEKICK/TRACKER LSI | 98 | UTILITY 4 PTAS.         | 12.7X19.0 |
| 1,400   | 1,600 | - | - | FV-04397 |          | 0 | ALETA T IZQ  | TRACKER/SIDEKICK/TRACKER LSI | 98 | UTILITY 4 PTAS.         | 12.7X19.0 |
| 2,600   | 2,800 | - | - | FQ-04398 |          | 0 | CUARTO T DER | TRACKER/SIDEKICK/TRACKER LSI | 98 | UTILITY 4 PTAS.         | 16.1X19.1 |
| 2,600   | 2,800 | - | - | FQ-04399 |          | 0 | CUARTO T IZQ | TRACKER/SIDEKICK/TRACKER LSI | 98 | UTILITY 4 PTAS.         | 16.1X19.1 |
| COTIZAR |       |   |   | FB-03984 | FB-03924 | 0 | MEDALLON     | TRACKER/SIDEKICK/TRACKER LSI | 98 | UTILITY 4 PTAS.         | 20.0X48.5 |

**TRACKER 00-03 UTILITY 2 PUERTAS**

|         |       |   |   |          |  |   |            |                        |       |                   |           |
|---------|-------|---|---|----------|--|---|------------|------------------------|-------|-------------------|-----------|
| COTIZAR |       |   |   | FW-02105 |  | 0 | PARABRISA  | SOL, BAN PINTU, VATARA | 00-03 | UTILITY 2 PUERTAS | 31.0X55.0 |
| 3,000   | 3,200 | - | - | FD-20659 |  | 0 | PUERTA DER | VITARA                 | 00-03 | UTILITY 2 PUERTAS | 22.0X36.8 |
| 3,000   | 3,200 | - | - | FD-20660 |  | 0 | PUERTA IZQ | VITARA                 | 00-03 | UTILITY 2 PUERTAS | 22.0X36.8 |

**TRACKER 99-08 UTILITY 4 PUERTAS**

(SUZUKI GRAND VITARA 00-05)

|         |       |       |       |          |  |   |              |                              |       |                      |           |
|---------|-------|-------|-------|----------|--|---|--------------|------------------------------|-------|----------------------|-----------|
| COTIZAR |       |       |       | FW-02105 |  | 0 | PARABRISA    | GRAND VITA, SOL, BAN PINTURA | 99-08 | ULTY 2 / ULTY 4 PTAS | 31.0X55.0 |
| 2,600   | 2,800 |       |       | FD-20522 |  | 2 | PUERTA D DER | GRAND VITARA, SOLAR          | 99-08 | UTILITY 4 PUERTAS    | 24.0X38.5 |
| 2,600   | 2,800 |       |       | FD-20523 |  | 2 | PUERTA D IZQ | GRAND VITARA, SOLAR          | 99-08 | UTILITY 4 PUERTAS    | 24.0X38.5 |
| 2,500   | 2,700 | 2,700 | 4,500 | FD-20524 |  | 2 | PUERTA T DER | GRAND VITARA, SOLAR          | 99-08 | UTILITY 4 PUERTAS    | 19.0X24.5 |
| 2,500   | 2,700 | 2,700 | 4,500 | FD-20525 |  | 2 | PUERTA T IZQ | GRAND VITARA, SOLAR          | 99-08 | UTILITY 4 PUERTAS    | 19.0X24.5 |
| 1,400   | 1,600 | 1,600 | 2,500 | FV-20526 |  | 0 | ALETA T DER  | GRAND VITARA, SOLAR          | 99-08 | UTILITY 4 PUERTAS    | 12.0X19.0 |



INDUSTRIA DE CRISTAL TEMPLADO, SA DE CV



CHEVROLET



| CL    | TX    | GRIS  | PRIV  | CLAVE    | EQUIVALENCIA Ø | PARTE        | ACCESORIOS                      | MODELO | TIPO              | MEDIDAS   |
|-------|-------|-------|-------|----------|----------------|--------------|---------------------------------|--------|-------------------|-----------|
| 1,400 | 1,600 | 1,600 | 2,500 | FV-20527 | 0              | ALETA T IZQ  | GRAND VITARA, SOLAR             | 99-08  | UTILITY 4 PUERTAS | 12.0X19.0 |
| 2,800 | 3,000 | 3,000 | 4,500 | FQ-20528 | 0              | CUARTO T DER | GRAND VITA, SOL, BAN PINTU      | 99-08  | UTILITY 4 PUERTAS | 15.5X18.0 |
| 2,800 | 3,000 | 3,000 | 4,500 | FQ-20529 | 0              | CUARTO T IZQ | GRAND VITA, SOL, BAN PINTU      | 99-08  | UTILITY 4 PUERTAS | 15.5X18.0 |
| 5,000 | 5,200 | 5,200 | 7,500 | FB-20530 | 0              | MEDALLON     | GRAND VITA, DEF, SOL, BAN PINTU | 99-08  | UTILITY 4 PUERTAS | 21.0X51.0 |

**TRAILBLAZER SS/LS/LT 02-09 UTILITY 4 PUERTAS** (OLDSMOBILE BRAVADA 02-04)(GMC ENVOY 02-06) (ISUZU ASCENDER 5.7)

|         |          |   |           |                                 |       |                   |           |
|---------|----------|---|-----------|---------------------------------|-------|-------------------|-----------|
| COTIZAR | DW-01445 | 0 | PARABRISA | EXPORTAR SOLO, ENVOY/BRAVA      | 02-09 | UTILITY 4 PUERTAS | 33.4X59.6 |
| COTIZAR | DW-01446 | 0 | PARABRISA | SENS LLU, EXP SOLO, ENVOY/BRAVA | 02-09 | UTILITY 4 PUERTAS | 33.4X59.6 |
| COTIZAR | DW-01447 | 0 | PARABRISA | EXP SOLO, ENVOY/BRAVADA         | 02-09 | UTILITY 4 PUERTAS | 33.4X59.6 |

**TRAILBLAZER SS/LS/LT 02-09 UTILITY 4 PUERTAS** (OLDSMOBILE BRAVADA 02-04)(GMC ENVOY 02-06) (ISUZU ASCENDER 5.7)

|         |          |       |              |   |       |                   |                      |       |                   |           |
|---------|----------|-------|--------------|---|-------|-------------------|----------------------|-------|-------------------|-----------|
| COTIZAR | DW-01448 | 0     | PARABRISA    | SENS LLU, EXP SOLO, ENVOY/BRAVA             | 02-09 | UTILITY 4 PUERTAS | 33.4X59.6            |       |                   |           |
| COTIZAR | DW-01584 | 0     | PARABRISA    | SOL, TERC VIS, ENVOY/BRAVA                  | 02-09 | UTILITY 4 PUERTAS | 33.4X59.6            |       |                   |           |
| COTIZAR | DW-01585 | 0     | PARABRISA    | SOL, SENS LLU, TERC VIS, ENVOY/BRAVA        | 02-09 | UTILITY 4 PUERTAS | 33.4X59.6            |       |                   |           |
| COTIZAR | DW-01610 | 0     | PARABRISA    | SOL, TERC VIS, ACUST INTER, ENVOY           | 05-09 | UTILITY 4 PUERTAS | 33.4X59.6            |       |                   |           |
| COTIZAR | DW-01611 | 0     | PARABRISA    | SOL, SENS LLU, TERC VIS, ACUST INTER, ENVOY | 05-09 | UTILITY 4 PUERTAS | 33.4X59.6            |       |                   |           |
| COTIZAR | DD-10574 | 0     | PUERTA D DER | SOLAR, LAMINADO, ENVOY                      | 06-09 | UTILITY 4 PUERTAS | 21.5X34.0            |       |                   |           |
| COTIZAR | DD-10575 | 0     | PUERTA D IZQ | SOLAR, LAMINADO, ENVOY                      | 06-09 | UTILITY 4 PUERTAS | 21.5X34.0            |       |                   |           |
| -       | 3,000    | -     | -            | DD-09965                                    | 0     | PUERTA D DER      | SOLAR, BRAVADA/ENVOY | 02-09 | UTILITY 4 PUERTAS | 21.5X34.0 |
| -       | 3,000    | -     | -            | DD-09966                                    | 0     | PUERTA D IZQ      | SOLAR, BRAVADA/ENVOY | 02-09 | UTILITY 4 PUERTAS | 21.5X34.0 |
| -       | 2,900    | 2,900 | 5,000        | DD-09967                                    | 0     | PUERTA T DER      | SOLAR, BRAVADA/ENVOY | 02-09 | UTILITY 4 PUERTAS | 18.5X21.5 |
| -       | 2,900    | 2,900 | 5,000        | DD-09968                                    | 0     | PUERTA T IZQ      | SOLAR, BRAVADA/ENVOY | 02-09 | UTILITY 4 PUERTAS | 18.5X21.5 |
| -       | 2,000    | 2,000 | 3,500        | DV-09969                                    | 0     | ALETA T DER       | ENCAPSULADO, SOLAR   | 02-09 | UTILITY 4 PUERTAS | 10.3X19.5 |
| -       | 2,000    | 2,000 | 3,500        | DV-09970                                    | 0     | ALETA T IZQ       | ENCAPSULADO, SOLAR   | 02-09 | UTILITY 4 PUERTAS | 10.3X19.5 |
| -       | 4,000    | 4,000 | 7,000        | DQ-09973                                    | 0     | CUARTO T DER      | ENCAPSULADO, SOLAR   | 02-09 | UTILITY 4 PUERTAS | 20.5X37.5 |
| -       | 4,000    | 4,000 | 7,000        | DQ-09974                                    | 0     | CUARTO T IZQ      | ENCAPSULADO, SOLAR   | 02-09 | UTILITY 4 PUERTAS | 20.5X37.5 |
| COTIZAR | DQ-09975 | 0     | CUARTO T IZQ | ENCAP, SOL, SIST Ø / Ø                      | 02-04 | UTILITY 4 PUERTAS | 20.5X37.5            |       |                   |           |
| -       | 8,000    | 8,000 | 12,000       | DB-09982                                    | 0     | MEDALLON          | SOLAR                | 02-09 | UTILITY 4 PUERTAS | 26.0X54.0 |
| COTIZAR | DB-09983 | 0     | MEDALLON     | DEFROSTER, SOLAR                            | 02-09 | UTILITY 4 PUERTAS | 26.0X54.0            |       |                   |           |

**TRAILBLAZER EXT LT/LS 02-06 UTILITY 4 PTAS** (OLDSMOBILE BRAVADA 02-04)(GMC ENVOY 02-06)(ISUZU ASCENDER 05-09)

|         |          |       |           |                                      |       |                   |                      |       |                   |           |
|---------|----------|-------|-----------|--------------------------------------|-------|-------------------|----------------------|-------|-------------------|-----------|
| COTIZAR | DW-01445 | 0     | PARABRISA | EXP SOLO, ENVOY/BRAVADA              | 02-09 | UTILITY 4 PUERTAS | 33.4X59.6            |       |                   |           |
| COTIZAR | DW-01446 | 0     | PARABRISA | SENS LLU, EXP SOLO, ENVOY/BRAVA      | 02-09 | UTILITY 4 PUERTAS | 33.4X59.6            |       |                   |           |
| COTIZAR | DW-01447 | 0     | PARABRISA | EXPORTAR SOLO, ENVOY/BRAV            | 02-09 | UTILITY 4 PUERTAS | 33.4X59.6            |       |                   |           |
| COTIZAR | DW-01448 | 0     | PARABRISA | SENS LLU, EXP SOLO, ENV/BRAV         | 02-09 | UTILITY 4 PUERTAS | 33.4X59.6            |       |                   |           |
| COTIZAR | DW-01584 | 0     | PARABRISA | SOLAR, TERCER VISOR                  | 02-06 | UTILITY 4 PUERTAS | 33.4X59.6            |       |                   |           |
| COTIZAR | DW-01585 | 0     | PARABRISA | SOL, SENS LLU, TERC VIS              | 02-06 | UTILITY 4 PUERTAS | 33.4X59.6            |       |                   |           |
| COTIZAR | DW-01610 | 0     | PARABRISA | SOL, TERC VIS, ACUST INTER           | 05-06 | UTILITY 4 PUERTAS | 33.4X59.6            |       |                   |           |
| COTIZAR | DW-01611 | 0     | PARABRISA | SOL, SENS LLU, TERC VIS, ACUST INTER | 05-06 | UTILITY 4 PUERTAS | 33.4X59.6            |       |                   |           |
| -       | 3,000    | -     | -         | DD-09965                             | 0     | PUERTA D DER      | SOLAR, BRAVADA/ENVOY | 02-06 | UTILITY 4 PUERTAS | 21.5X34.0 |
| -       | 3,000    | -     | -         | DD-09966                             | 0     | PUERTA D IZQ      | SOLAR, BRAVADA/ENVOY | 02-06 | UTILITY 4 PUERTAS | 21.5X34.0 |
| -       | 2,900    | 2,900 | 5,000     | DD-10305                             | 0     | PUERTA T DER      | SOLAR, OLDSMOBILE    | 02-06 | UTILITY 4 PUERTAS | 22.0X22.8 |
| -       | 2,900    | 2,900 | 5,000     | DD-10306                             | 0     | PUERTA T IZQ      | SOLAR, OLDSMOBILE    | 02-06 | UTILITY 4 PUERTAS | 22.0X22.8 |
| -       | 2,000    | 2,000 | 3,500     | DV-10307                             | 0     | ALETA T DER       | ENCAPSULADO, SOLAR   | 02-06 | UTILITY 4 PUERTAS | 8.0X18.5  |
| -       | 2,000    | 2,000 | 3,500     | DV-10308                             | 0     | ALETA T IZQ       | ENCAPSULADO, SOLAR   | 02-06 | UTILITY 4 PUERTAS | 8.0X18.5  |
| -       | 5,000    | 5,000 | 8,000     | DQ-10309                             | 1     | CUARTO T DER      | ENCAP, SOL, MOVIBLE  | 02-06 | UTILITY 4 PUERTAS | 19.8X43.0 |



CHEVROLET

| CL  | TX    | GRIS  | PRIV   | CLAVE    | EQUIVALENCIA | Ø | PARTE        | ACCESORIOS                   | MODELO | TIPO              | MEDIDAS   |
|---|-------|-------|--------|----------|--------------|---|--------------|------------------------------|--------|-------------------|-----------|
| -   | 5,000 | 5,000 | 8,000  | DQ-10310 |              | 1 | CUARTO T IZQ | ENCAP, SOL, MOVIBLE          | 02-06  | UTILITY 4 PUERTAS | 19.8X43.0 |
| <b>TRAILBLAZER EXT LT/LS 02-06 UTILITY 4 PTAS</b> (OLDSMOBILE BRAVADA 02-04)(GMC ENVOY 02-06)(ISUZU ASCENDER 05-09) |       |       |        |          |              |   |              |                              |        |                   |           |
| COTIZAR   |       |       |        | DQ-10311 |              | 1 | CUARTO T IZQ | ENCAP, SOL, MOVL, SIST O / Ø | 02-04  | UTILITY 4 PUERTAS | 19.8X43.0 |
| -   | 5,000 | 5,000 | 8,000  | DQ-10900 |              | 0 | CUARTO T DER | ENCAP, SOLAR, ESTACIONARIO   | 05-06  | UTILITY 4 PUERTAS | 19.8X43.0 |
| -   | 5,000 | 5,000 | 8,000  | DQ-10901 |              | 0 | CUARTO T IZQ | ENCAP, SOLAR, ESTACIONARIO   | 05-06  | UTILITY 4 PUERTAS | 19.8X43.0 |
| COTIZAR   |       |       |        | DB-10317 |              | 2 | MEDALLON     | DEFROSTER, SOLAR             | 02-06  | UTILITY 4 PUERTAS | 28.5X55.0 |
| -   | 8,000 | 8,000 | 12,000 | DB-10978 |              | 2 | MEDALLON     | DEF, SOLAR, REPUESTO         | 02-06  | UTILITY 4 PUERTAS | 28.5X55.0 |
| -   | 8,000 | 8,000 | 12,000 | DB-11124 |              | 0 | MEDALLON     | SOLAR                        | 02-06  | UTILITY 4 PUERTAS | 28.5X55.0 |
| <b>TRAVERSE 09-16 UTILITY 4 PUERTAS</b> (GMC ARCADIA 07-16)   |       |       |        |          |              |   |              |                              |        |                   |           |
| COTIZAR   |       |       |        | DW-01712 |              | 0 | PARABRISA    | SOLAR, TERCER VISOR          | 09-16  | UTILITY 4 PUERTAS | 40.0X64.0 |
| COTIZAR   |       |       |        | DW-02082 |              | 0 | PARABRISA    | SOLAR, TERCER VISOR          | 14-16  | UTILITY 4 PUERTAS | 40.0X64.0 |
| -   | 4,000 | -     | -      | DD-11267 |              | 0 | PUERTA D DER | SOLAR                        | 09-16  | UTILITY 4 PUERTAS | 27.5X33.5 |
| -   | 4,000 | -     | -      | DD-11268 |              | 0 | PUERTA D IZQ | SOLAR                        | 09-16  | UTILITY 4 PUERTAS | 27.5X33.5 |
| -   | 3,400 | 3,400 | 6,000  | DD-11687 |              | 0 | PUERTA T DER | SOLAR                        | 09-16  | UTILITY 4 PUERTAS | 24.0X29.5 |
| -   | 3,400 | 3,400 | 6,000  | DD-11688 |              | 0 | PUERTA T IZQ | SOLAR                        | 09-16  | UTILITY 4 PUERTAS | 24.0X29.5 |
| -   | 4,000 | 4,000 | 6,500  | DQ-11689 |              | 0 | CUARTO T DER | ENCAP, SOL, MOLDURA NEGRA    | 09-16  | UTILITY 4 PUERTAS | 17.0X40.0 |
| -   | 4,000 | 4,000 | 6,500  | DQ-11690 |              | 0 | CUARTO T IZQ | ENCAP, SOL, MOLDURA NEGRA    | 09-16  | UTILITY 4 PUERTAS | 17.0X40.0 |
| COTIZAR   |       |       |        | DQ-11691 |              | 0 | CUARTO T DER | ENCAP, SOL, MOLDURA NEGRA    | 09-16  | UTILITY 4 PUERTAS | 17.0X40.0 |
| COTIZAR   |       |       |        | DQ-11692 |              | 0 | CUARTO T IZQ | ENCAP, SOL, MOLDURA NEGRA    | 09-16  | UTILITY 4 PUERTAS | 17.0X40.0 |
| COTIZAR   |       |       |        | DQ-12185 |              | 0 | CUARTO DER   | ENCAP, SOL, MOLDURA NEGRA    | 11-16  | UTILITY 4 PUERTAS | 17.0X40.0 |
| COTIZAR   |       |       |        | DQ-12186 |              | 0 | CUARTO IZQ   | ENCAP, SOL, MOLDURA NEGRA    | 11-16  | UTILITY 4 PUERTAS | 17.0X40.0 |
| COTIZAR   |       |       |        | DB-11693 |              | 0 | MEDALLON     | DEFROSTER, SOLAR             | 09-16  | UTILITY 4 PUERTAS | 17.5X56.0 |
| <b>TRAX 13-16 UTILITY 4 PUERTAS</b>   |       |       |        |          |              |   |              |                              |        |                   |           |
| COTIZAR   |       |       |        | DW-02003 |              | 0 | PARABRISA    | SOLAR                        | 13-16  | UTILITY 4 PUERTAS | S/M       |
| COTIZAR   |       |       |        | DW-02004 |              | 0 | PARABRISA    | SOLAR                        | 13-16  | UTILITY 4 PUERTAS | S/M       |
| COTIZAR   |       |       |        | DW-02230 |              | 0 | PARABRISA    | SOLAR, ACOUSTIC INTER        | 15-16  | UTILITY 4 PUERTAS | S/M       |
| -   | 2,500 | 2,500 | -      | DV-12149 |              | 0 | ALETA D DER  | ENCAPSULADO, SOLAR           | 13-16  | UTILITY 4 PUERTAS | S/M       |



INDUSTRIA DE CRISTAL TEMPLADO, SA DE CV



CHEVROLET



| CL | TX    | GRIS  | PRIV   | CLAVE    | EQUIVALENCIA | Ø | PARTE        | ACCESORIOS         | MODELO | TIPO              | MEDIDAS |
|----|-------|-------|--------|----------|--------------|---|--------------|--------------------|--------|-------------------|---------|
| -  | 2,500 | 2,500 | -      | DV-12150 |              | 0 | ALETA D IZQ  | ENCAPSULADO, SOLAR | 13-16  | UTILITY 4 PUERTAS | S/M     |
| -  | 4,000 | 4,000 | -      | DD-12151 |              | 0 | PUERTA D DER | SOLAR              | 13-16  | UTILITY 4 PUERTAS | S/M     |
| -  | 4,000 | 4,000 | -      | DD-12152 |              | 0 | PUERTA D IZQ | SOLAR              | 13-16  | UTILITY 4 PUERTAS | S/M     |
| -  | 3,900 | 3,900 | 5,000  | DD-12153 |              | 0 | PUERTA T DER | SOLAR              | 13-16  | UTILITY 4 PUERTAS | S/M     |
| -  | 3,900 | 3,900 | 5,000  | DD-12154 |              | 0 | PUERTA T IZQ | SOLAR              | 13-16  | UTILITY 4 PUERTAS | S/M     |
| -  | 2,500 | 2,500 | 3,500  | DV-12155 |              | 0 | ALETA T DER  | SOLAR              | 13-16  | UTILITY 4 PUERTAS | S/M     |
| -  | 2,500 | 2,500 | 3,500  | DV-12156 |              | 0 | ALETA T IZQ  | SOLAR              | 13-16  | UTILITY 4 PUERTAS | S/M     |
| -  | 9,000 | 9,000 | 13,000 | DB-12157 |              | 0 | MEDALLON     | DEFROSTER, SOLAR   | 13-16  | UTILITY 4 PUERTAS | S/M     |

UPLANDER 05-09 MINI VAN

(PONTIAC MONTANA SV6 05-09)

|         |       |       |        |          |          |   |              |                               |       |          |           |
|---------|-------|-------|--------|----------|----------|---|--------------|-------------------------------|-------|----------|-----------|
| COTIZAR |       |       |        | DW-01574 |          | 0 | PARABRISA    | SOLAR, MONTANA                | 05-09 | MINI VAN | 48.2X62.1 |
| COTIZAR |       |       |        | DW-01722 |          | 0 | PARABRISA    | SOL, TERC VIS, MONTANA        | 05-09 | MINI VAN | 48.2X62.1 |
| -       | 3,000 | 3,000 | -      | DD-10714 |          | 2 | PUERTA D DER | SOLAR, MONTANA                | 05-09 | MINI VAN | 24.8X37.5 |
| -       | 3,000 | 3,000 | -      | DD-10715 |          | 2 | PUERTA D IZQ | SOLAR, MONTANA                | 05-09 | MINI VAN | 24.8X37.5 |
| -       | 5,000 | 5,000 | 7,000  | DD-10997 | DD-10716 | 0 | PUERTA T DER | SOL, PTA CAR DESL, MONTANA    | 05-09 | MINI VAN | 24.5X45.5 |
| -       | 5,000 | 5,000 | 7,000  | DD-10998 | DD-10717 | 0 | PUERTA T IZQ | SOL, PTA CAR DESL, MONTANA    | 05-09 | MINI VAN | 24.5X45.5 |
| -       | 5,000 | 5,000 | 7,000  | DD-11029 | DD-10821 | 0 | PUERTA T DER | ENCAP, SOL, PTA CAR DES, MONT | 05-09 | MINI VAN | 24.5X42.4 |
| -       | 5,000 | 5,000 | 7,000  | DD-11030 | DD-10822 | 0 | PUERTA T IZQ | ENCAP, SOL, PTA CAR DES, MONT | 05-09 | MINI VAN | 24.5X42.4 |
| -       | 4,000 | 4,000 | 6,000  | DQ-10718 |          | 1 | CUARTO T DER | ENCAP, SOL, MONTANA           | 05-09 | MINI VAN | S/M       |
| -       | 4,000 | 4,000 | 6,000  | DQ-10719 |          | 1 | CUARTO T IZQ | ENCAP, SOLAR, MONTANA         | 05-09 | MINI VAN | S/M       |
| -       | 4,000 | 4,000 | 6,000  | DQ-10851 |          | 0 | CUARTO T DER | ENCAP, SOLAR, MONTANA         | 05-09 | MINI VAN | 21.5X35.0 |
| -       | 4,000 | 4,000 | 6,000  | DQ-10852 |          | 0 | CUARTO T IZQ | ENCAP, SOLAR, MONTANA         | 05-09 | MINI VAN | 21.5X35.0 |
| -       | 7,000 | 7,000 | 10,000 | DB-10720 |          | 1 | MEDALLON     | DEF, LIMP, MONTANA            | 05-09 | MINI VAN | 23.4X57.3 |
| -       | 7,000 | 7,000 | 10,000 | DB-10868 |          | 0 | MEDALLON     | SOLAR, MONTANA                | 05-09 | MINI VAN | 23.4X57.3 |

VECTRA 02-08 SEDAN 4 PUERTAS (SOLO EN MÉXICO)

|         |       |   |   |          |  |   |              |        |       |                 |     |
|---------|-------|---|---|----------|--|---|--------------|--------|-------|-----------------|-----|
| COTIZAR |       |   |   | DW-01598 |  | 0 | PARABRISA    | VECTRA | 02-08 | SEDAN 4 PUERTAS | S/M |
| COTIZAR |       |   |   | DW-01599 |  | 0 | PARABRISA    | ANTENA | 02-08 | SEDAN 4 PUERTAS | S/M |
| -       | 3,600 | - | - | DD-10805 |  | 0 | PUERTA D DER | VECTRA | 02-08 | SEDAN 4 PUERTAS | S/M |
| -       | 3,600 | - | - | DD-10806 |  | 0 | PUERTA D IZQ | VECTRA | 02-08 | SEDAN 4 PUERTAS | S/M |
| -       | 3,500 | - | - | DD-10807 |  | 0 | PUERTA T DER | VECTRA | 02-08 | SEDAN 4 PUERTAS | S/M |
| -       | 3,500 | - | - | DD-10808 |  | 0 | PUERTA T IZQ | VECTRA | 02-08 | SEDAN 4 PUERTAS | S/M |
| -       | 2,500 | - | - | DV-10809 |  | 0 | ALETA T DER  | VECTRA | 02-08 | SEDAN 4 PUERTAS | S/M |
| -       | 2,500 | - | - | DV-10810 |  | 0 | ALETA T IZQ  | VECTRA | 02-08 | SEDAN 4 PUERTAS | S/M |
| COTIZAR |       |   |   | DB-10811 |  | 0 | MEDALLON     | VECTRA | 02-08 | SEDAN 4 PUERTAS | S/M |

VENTURE 97-05 MINI VAN

(PONTIAC MONTANA/TRANS SPORT 97-98)(OLDSMOBILE SILHOUETTE 97-99)

|         |       |       |       |          |          |   |              |  |       |                    |           |
|---------|-------|-------|-------|----------|----------|---|--------------|--|-------|--------------------|-----------|
| COTIZAR |       |       |       | DW-01293 |          | 0 | PARABRISA    | ANT, SOL, PROT SOL, MONT/TRAS SPORT/SILH | 97-05 | CARG/MIN/EXTEN VAN | 48.2X62.1 |
| COTIZAR |       |       |       | DW-01432 |          | 0 | PARABRISA    | ANT, SOL, MONT/TRAS SPORT/SILH           | 97-05 | CARG/MIN/EXTEN VAN | 48.2X62.1 |
| COTIZAR |       |       |       | DW-01453 |          | 0 | PARABRISA    | SOL, PROT SOL, MONT/TRAS SPORT/SILH      | 97-05 | CARG/MIN/EXTEN VAN | 48.2X62.1 |
| COTIZAR |       |       |       | DW-01454 |          | 0 | PARABRISA    | SOL, MONT/TRASNS SPORT/SILH              | 97-05 | CARG/MIN/EXTEN VAN | 48.2X62.1 |
| -       | 3,000 | -     | -     | DD-09390 | DD-09077 | 0 | PUERTA D DER | SOL, MONT/TRASNS SPORT/SILH              | 97-05 | CARG/MIN/EXTEN VAN | 25.9X35.8 |
| -       | 3,000 | -     | -     | DD-09391 | DD-09078 | 0 | PUERTA D IZQ | SOL, MONT/TRASNS SPORT/SILH              | 97-05 | CARG/MIN/EXTEN VAN | 25.9X35.8 |
| -       | 5,000 | 5,000 | 7,000 | DD-09485 |          | 0 | PUERTA T DER | SOL, PTA CARGO DESLIZABLE                | 97-05 | CARGO/MINI VAN     | 23.5X41.5 |
| -       | 5,000 | 5,000 | 7,000 | DD-09486 |          | 0 | PUERTA T IZQ | SOL, PTA CARGO DESLIZABLE                | 97-05 | CARGO/MINI VAN     | 23.5X41.5 |

VENTURE 97-05 MINI VAN

(PONTIAC MONTANA/TRANS SPORT 97-98)(OLDSMOBILE SILHOUETTE 97-99)

|         |       |       |        |          |          |   |              |                              |       |                    |           |
|---------|-------|-------|--------|----------|----------|---|--------------|------------------------------|-------|--------------------|-----------|
| -       | 5,500 | 5,500 | 6,500  | DQ-09491 | DQ-09087 | 0 | CUARTO T DER | SOLAR                        | 97-05 | CARGO/MINI VAN     | 21.9X31.0 |
| -       | 5,500 | 5,500 | 6,500  | DQ-09492 | DQ-09088 | 0 | CUARTO T IZQ | SOLAR                        | 97-05 | CARGO/MINI VAN     | 21.9X31.0 |
| COTIZAR |       |       |        | DB-09083 |          | 0 | MEDALLON     | DEF, /SOL, SILH/MONTANA      | 97-05 | CARG/MIN/EXTEN VAN | 23.4X57.3 |
| -       | 7,000 | 7,000 | 10,000 | DB-09084 | DB-09733 | 0 | MEDALLON     | DEF, SOL SILH/MONTANA        | 97-05 | CARG/MIN/EXTEN VAN | 23.4X57.3 |
| COTIZAR |       |       |        | DB-09453 |          | 1 | MEDALLON     | DEF, SOL, LIMP, SILH/MONTANA | 97-05 | CARG/MIN/EXTEN VAN | 23.4X57.3 |
| -       | 7,000 | 7,000 | 10,000 | DB-09454 |          | 1 | MEDALLON     | SOL, LIMP, SILH/MONTANA      | 97-05 | CARG/MIN/EXTEN VAN | 23.4X57.3 |

VENTURE 97-05 EXTENDED VAN

(PONTIAC MONTANA/TRANS SPORT 97-98)(OLDSMOBILE SILHOUETTE 97-99)

|         |  |  |  |          |  |   |           |  |       |                      |           |
|---------|--|--|--|----------|--|---|-----------|--|-------|----------------------|-----------|
| COTIZAR |  |  |  | DW-01293 |  | 0 | PARABRISA | ANT, SOL, PROT SOL, MONT/TRAS SPORT/SILH | 97-05 | EXTEN/CARGO/MINI VAN | 48.2X62.1 |
| COTIZAR |  |  |  | DW-01432 |  | 0 | PARABRISA | ANT, SOL, MONT/TRASNS SPORT/SILH         | 97-05 | EXTEN/CARGO/MINI VAN | 48.2X62.1 |
| COTIZAR |  |  |  | DW-01453 |  | 0 | PARABRISA | ANT, SOL, PROT SOL, MONT/TRAS SPORT/SILH | 97-05 | EXTEN/CARGO/MINI VAN | 48.2X62.1 |



CHEVROLET



| CL | TX    | GRIS  | PRIV   | CLAVE    | EQUIVALENCIA Ø | PARTE     | ACCESORIOS                  | MODELO                            | TIPO                 | MEDIDAS              |           |
|----|-------|-------|--------|----------|----------------|-----------|-----------------------------|-----------------------------------|----------------------|----------------------|-----------|
|    |       |       |        | DW-01454 | 0              | PARABRISA | SOL, MONT/TRASNS SPORT/SILH | 97-05                             | EXTEN/CARGO/MINI VAN | 48.2X62.1            |           |
| -  | 3,000 | -     | -      | DD-09390 | DD-09077       | 2         | PUERTA D DER                | SOL, MONT/TRASNS SPORT/SILH       | 97-05                | EXTEN/CARGO/MINI VAN | 25.9X35.8 |
| -  | 3,000 | -     | -      | DD-09391 | DD-09078       | 2         | PUERTA D IZQ                | SOL, MONT/TRASNS SPORT/SILH       | 97-05                | EXTEN/CARGO/MINI VAN | 25.9X35.8 |
| -  | 5,000 | 5,000 | 7,000  | DD-09474 | DD-09489       | 0         | PUERTA T DER                | MONT/TRASNS SPORT/SILH, ENC, CORR | 97-05                | EXTENDED VAN         | 23.1X44.2 |
| -  | 5,000 | 5,000 | 7,000  | DD-09475 | DD-09490       | 0         | PUERTA T IZQ                | MONT/TRASNS SPORT/SILH, ENC, CORR | 97-05                | EXTENDED VAN         | 23.1X44.2 |
| -  | 5,500 | 5,500 | 6,500  | DQ-09491 | DQ-09087       | 0         | CUARTO T DER                | SOL, MONT/TRASNS SPORT/SILH       | 97-05                | EXTEN/CARGO/MINI VAN | 21.9X41.6 |
| -  | 5,500 | 5,500 | 6,500  | DQ-09492 | DQ-09088       | 0         | CUARTO T IZQ                | SOL, MONT/TRASNS SPORT/SILH       | 97-05                | EXTEN/CARGO/MINI VAN | 21.9X41.6 |
|    |       |       |        | DQ-09493 |                | 0         | CUARTO T IZQ                | SOL, MONT/TRASNS SPORT/SILH       | 97-05                | EXTENDED VAN         | 21.9X41.6 |
|    |       |       |        | DB-09083 |                | 0         | MEDALLON                    | DEF/SOL, SILH/MONTANA             | 97-05                | EXTEN/CARGO/MINI VAN | 23.4X57.3 |
| -  | 7,000 | 7,000 | 10,000 | DB-09084 | DB-09733       | 0         | MEDALLON                    | SOLAR, SILH/MONTANA               | 97-05                | EXTEN/CARGO/MINI VAN | 23.4X57.3 |
|    |       |       |        | DB-09453 |                | 1         | MEDALLON                    | DEF, SOL, LIMP, SILH/MONTANA      | 97-05                | EXTEN/CARGO/MINI VAN | 23.4X57.3 |
| -  | 7,000 | 7,000 | 10,000 | DB-09454 |                | 1         | MEDALLON                    | SOL, LIMP, SILH/MONTANA           | 97-05                | EXTEN/CARGO/MINI VAN | 23.4X57.3 |

**VOLT 11-15 HATCHBACK 4 PUERTAS**

|   |       |   |   |          |  |   |              |                                 |       |                     |           |
|---|-------|---|---|----------|--|---|--------------|---------------------------------|-------|---------------------|-----------|
|   |       |   |   | DW-01886 |  | 0 | PARABRISA    | ANT, SOL, TERC VIS, ACUST INTER | 11-15 | HATCHBACK 4 PUERTAS | 37.0X56.0 |
|   |       |   |   | DW-01990 |  | 0 | PARABRISA    | SOL, TERC VIS, ACUST INTER      | 13-15 | HATCHBACK 4 PUERTAS | 37.0X56.0 |
|   |       |   |   | DW-01991 |  | 0 | PARABRISA    | SOL, TERC VIS, ACUST INTER      | 12-15 | HATCHBACK 4 PUERTAS | 37.0X56.0 |
|   |       |   |   | DW-01992 |  | 0 | PARABRISA    | SOL, TERC VIS, ACUST INTER      | 13-15 | HATCHBACK 4 PUERTAS | 37.0X56.0 |
|   |       |   |   | DW-02013 |  | 0 | PARABRISA    | SOL, TERC VIS, ACUST INTER      | 11-15 | HATCHBACK 4 PUERTAS | 37.0X56.0 |
|   |       |   |   | DW-02169 |  | 0 | PARABRISA    | SOL, TERCER VIS, REPUESTO       | 13-15 | HATCHBACK 4 PUERTAS | 37.0X56.0 |
| - | 3,000 | - | - | DV-11901 |  | 0 | ALETA D DER  | SOLAR                           | 11-15 | HATCHBACK 4 PUERTAS | 7.0X10.5  |
| - | 3,000 | - | - | DV-11902 |  | 0 | ALETA D IZQ  | SOLAR                           | 11-15 | HATCHBACK 4 PUERTAS | 7.0X10.5  |
| - | 4,000 | - | - | DD-11903 |  | 0 | PUERTA D DER | SOLAR                           | 11-15 | HATCHBACK 4 PUERTAS | 17.0X28.0 |
| - | 4,000 | - | - | DD-11904 |  | 0 | PUERTA D IZQ | SOLAR                           | 11-15 | HATCHBACK 4 PUERTAS | 17.0X28.0 |

**VOLT 11-15 HATCHBACK 4 PUERTAS**

|   |       |   |   |          |  |   |              |                       |       |                     |           |
|---|-------|---|---|----------|--|---|--------------|-----------------------|-------|---------------------|-----------|
| - | 3,900 | - | - | DD-11905 |  | 0 | PUERTA T DER | SOLAR                 | 11-15 | HATCHBACK 4 PUERTAS | 17.0X23.0 |
| - | 3,900 | - | - | DD-11906 |  | 0 | PUERTA T IZQ | SOLAR                 | 11-15 | HATCHBACK 4 PUERTAS | 17.0X23.0 |
|   |       |   |   | DD-12016 |  | 0 | PUERTA T DER | SOLAR, SOLO EN MEXICO | 11-15 | HATCHBACK 4 PUERTAS | 17.0X23.0 |
|   |       |   |   | DD-12017 |  | 0 | PUERTA T IZQ | SOLAR                 | 11-15 | HATCHBACK 4 PUERTAS | 17.0X23.0 |
| - | 2,500 | - | - | DV-11907 |  | 0 | ALETA T DER  | SOLAR                 | 11-15 | HATCHBACK 4 PUERTAS | 8.0X9.0   |
| - | 2,500 | - | - | DV-11908 |  | 0 | ALETA T IZQ  | SOLAR                 | 11-15 | HATCHBACK 4 PUERTAS | 8.0X9.0   |
|   |       |   |   | DB-11909 |  | 0 | MEDALLON     | DEFROSTER, SOLAR      | 11-15 | HATCHBACK 4 PUERTAS | 36.5X46.0 |
|   |       |   |   | DB-11910 |  | 0 | MEDALLON     | DEFROSTER, SOLAR      | 11-15 | HATCHBACK 4 PUERTAS | S/M       |
|   |       |   |   | DB-12018 |  | 0 | MEDALLON     | SOLAR                 | 11-15 | HATCHBACK 4 PUERTAS | S/M       |

**VOLT 16 SEDAN 4 PUERTAS**

|   |       |   |   |          |  |   |              |                     |    |               |     |
|---|-------|---|---|----------|--|---|--------------|---------------------|----|---------------|-----|
|   |       |   |   | DW-02238 |  | 0 | PARABRISA    | SOL, ACOUSTIC INTER | 16 | SEDAN 4 PTAS. | S/M |
|   |       |   |   | DW-02239 |  | 0 | PARABRISA    | SOL, ACOUSTIC INTER | 16 | SEDAN 4 PTAS. | S/M |
| - | 4,000 | - | - | DD-12658 |  | 0 | PUERTA D DER | SOLAR               | 16 | SEDAN 4 PTAS. | S/M |
| - | 4,000 | - | - | DD-12659 |  | 0 | PUERTA D IZQ | SOLAR               | 16 | SEDAN 4 PTAS. | S/M |
| - | 3,900 | - | - | DD-12660 |  | 0 | PUERTA T DER | SOLAR               | 16 | SEDAN 4 PTAS. | S/M |
| - | 3,900 | - | - | DD-12661 |  | 0 | PUERTA T IZQ | SOLAR               | 16 | SEDAN 4 PTAS. | S/M |
| - | 3,000 | - | - | DV-12662 |  | 0 | ALETA T DER  | SOLAR               | 16 | SEDAN 4 PTAS. | S/M |
| - | 3,000 | - | - | DV-12663 |  | 0 | ALETA T IZQ  | SOLAR               | 16 | SEDAN 4 PTAS. | S/M |
|   |       |   |   | DB-12664 |  | 0 | MEDALLON     | DEFROSTER, SOLAR    | 16 | SEDAN 4 PTAS. | S/M |

**ZAFIRA 02-06 MINI VAN (SOLO EN MÉXICO)**

|   |       |       |       |          |  |   |             |     |       |          |           |
|---|-------|-------|-------|----------|--|---|-------------|-----|-------|----------|-----------|
|   |       |       |       | DW-01501 |  | 0 | PARABRISA   | S/D | 02-06 | MINI VAN | 40.5X50.0 |
| - | 2,500 | 2,500 | 4,000 | DV-10277 |  | 0 | ALETA D DER | S/D | 02-06 | MINI VAN | 13.0X13.0 |
| - | 2,500 | 2,500 | 4,000 | DV-10278 |  | 0 | ALETA D IZQ | S/D | 02-06 | MINI VAN | 13.0X13.0 |



CHEVROLET



| CL | TX    | GRIS  | PRIV   | CLAVE    | EQUIVALENCIA | Ø | PARTE        | ACCESORIOS | MODELO | TIPO     | MEDIDAS   |
|----|-------|-------|--------|----------|--------------|---|--------------|------------|--------|----------|-----------|
| -  | 3,000 | 3,000 | 5,000  | DD-10279 |              | 0 | PUERTA D DER | S/D        | 02-06  | MINI VAN | 26.0X30.0 |
| -  | 3,000 | 3,000 | 5,000  | DD-10280 |              | 0 | PUERTA D IZQ | S/D        | 02-06  | MINI VAN | 26.0X30.0 |
| -  | 2,900 | 2,900 | 5,000  | DD-10281 |              | 0 | PUERTA T DER | S/D        | 02-06  | MINI VAN | 26.0X26.0 |
| -  | 2,900 | 2,900 | 5,000  | DD-10282 |              | 0 | PUERTA T IZQ | S/D        | 02-06  | MINI VAN | 26.0X26.0 |
| -  | 2,000 | 2,000 | 3,000  | DV-10283 |              | 0 | ALETA T DER  | S/D        | 02-06  | MINI VAN | 6.0X25.0  |
| -  | 2,000 | 2,000 | 3,000  | DV-10284 |              | 0 | ALETA T IZQ  | S/D        | 02-06  | MINI VAN | 6.0X25.0  |
| -  | 3,500 | 3,500 | 5,000  | DQ-10285 |              | 0 | CUARTO T DER | S/D        | 02-06  | MINI VAN | 18.0X23.5 |
| -  | 3,500 | 3,500 | 5,000  | DQ-10286 |              | 0 | CUARTO T IZQ | S/D        | 02-06  | MINI VAN | 18.0X23.5 |
| -  | 7,000 | 7,000 | 10,000 | DB-10287 |              | 0 | MEDALLON     | DEFROSTER  | 02-06  | MINI VAN | 12.5X50.0 |

**ZAFIRA 06-07 MINI VAN (SOLO EN MÉXICO)**

|   |         |       |       |          |  |   |              |                            |       |          |           |
|---|---------|-------|-------|----------|--|---|--------------|----------------------------|-------|----------|-----------|
|   | COTIZAR |       |       | DW-01788 |  | 0 | PARABRISA    | SOLAR                      | 06-07 | MINI VAN | 40.5X50.0 |
|   | COTIZAR |       |       | DW-01789 |  | 0 | PARABRISA    | SOLAR, SENSOR DE LLUVIA    | 06-07 | MINI VAN | 40.5X50.0 |
|   | COTIZAR |       |       | DW-01790 |  | 0 | PARABRISA    | SOLAR, PROTECTOR SOLAR     | 06-07 | MINI VAN | 40.5X50.0 |
|   | COTIZAR |       |       | DW-01791 |  | 0 | PARABRISA    | SOLAR, PROTE SOL, SENS LLU | 06-07 | MINI VAN | 40.5X50.0 |
|   | COTIZAR |       |       | DV-11658 |  | 0 | ALETA D DER  | ENCAP, MOLDURA NEGRA       | 06-07 | MINI VAN | 13.0X13.0 |
|   | COTIZAR |       |       | DV-11659 |  | 0 | ALETA D IZQ  | ENCAP, MOLDURA NEGRA       | 06-07 | MINI VAN | 13.0X13.0 |
| - | 2,600   | 2,600 | -     | DV-11660 |  | 0 | ALETA D DER  | ENCAP, MOLDURA NEGRA       | 06-07 | MINI VAN | 13.0X13.0 |
| - | 2,600   | 2,600 | -     | DV-11661 |  | 0 | ALETA D IZQ  | ENCAP, MOLDURA NEGRA       | 06-07 | MINI VAN | 13.0X13.0 |
| - | 3,200   | 3,200 | -     | DD-11662 |  | 0 | PUERTA D DER | ZAFIRA                     | 06-07 | MINI VAN | 26.0X30.0 |
| - | 3,200   | 3,200 | -     | DD-11663 |  | 0 | PUERTA D IZQ | ZAFIRA                     | 06-07 | MINI VAN | 26.0X30.0 |
| - | 3,100   | 3,100 | 5,000 | DD-11664 |  | 0 | PUERTA T DER | ZAFIRA                     | 06-07 | MINI VAN | 26.0X26.0 |
| - | 3,100   | 3,100 | 5,000 | DD-11665 |  | 0 | PUERTA T IZQ | ZAFIRA                     | 06-07 | MINI VAN | 26.0X26.0 |
| - | 2,000   | 2,000 | 3,000 | DV-11666 |  | 0 | ALETA T DER  | ZAFIRA                     | 06-07 | MINI VAN | 6.0X25.0  |
| - | 2,000   | 2,000 | 3,000 | DV-11667 |  | 0 | ALETA T IZQ  | ZAFIRA                     | 06-07 | MINI VAN | 6.0X25.0  |